

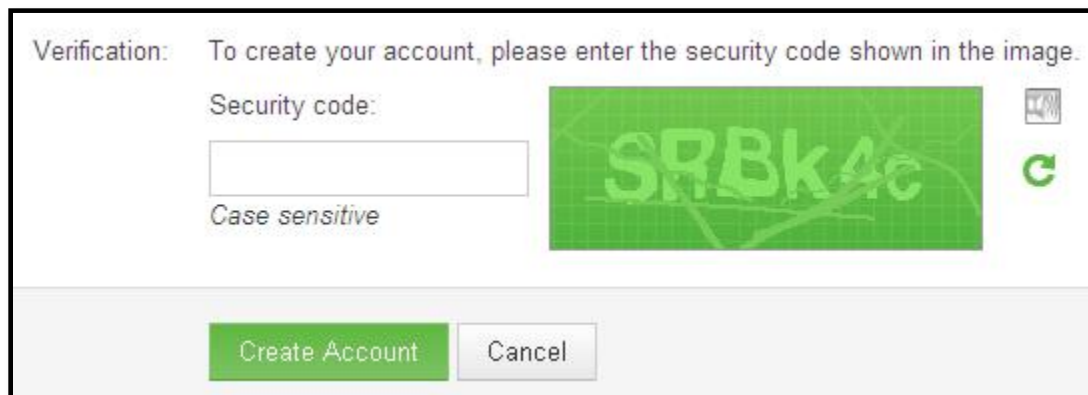
WADAConnect is the World Anti-Doping Agency's interactive platform for quickly collecting stakeholder feedback in a secure online environment.

To enter and submit your comments for a consultation, follow the steps below.

1. Navigate to **WADAConnect** in your web browser: <https://connect.wada-ama.org>
2. Create a free user account by selecting '**Create Account**' in the navigation menu.



Fill out all fields and create a password at least six (6) characters long. Enter the security code at the bottom and click '**Create Account**'.



The image shows a verification form with the following elements:

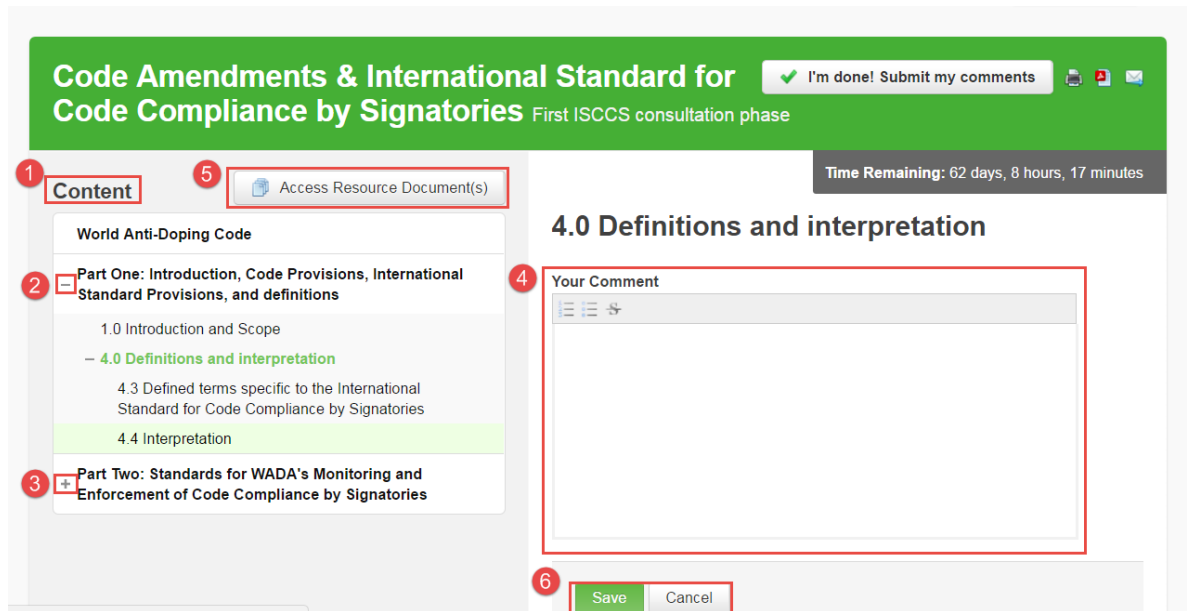
- Text: "Verification: To create your account, please enter the security code shown in the image."
- Text: "Security code:"
- Input field: A text box for entering the security code.
- Text: "Case sensitive"
- Image: A green square containing the security code "SRBk4c" and a small circular refresh icon.
- Buttons: "Create Account" (green) and "Cancel" (grey).

3. You will receive an email to the address provided asking you to confirm your account. Click the link (or copy and paste it in your Internet browser) to activate your account.

4. Log in to **WADAConnect** with your email address and password. You will be taken to the '**Consultations**' page. Click on any open consultation round, as indicated by blue text and a green '**Open**' button, to submit comments.

Code Amendments & International Standard for Code Compliance by Signatories	From	To	Information
First ISCCS consultation phase OPEN (63 days remain)	2017-05-29	2017-07-31	(0 Comments - Not submitted)

5. Using the index at the left [1], select the section of the consultation for which you would like to leave a comment [2]. You can expand and collapse sections by clicking the plus and minus signs to the left of each section [3]. Once you've saved comments for a section, an icon indicating the number of comments saved within that section appears. By clicking to expand that section, you will see a green check mark next to those sections for which you have saved comments

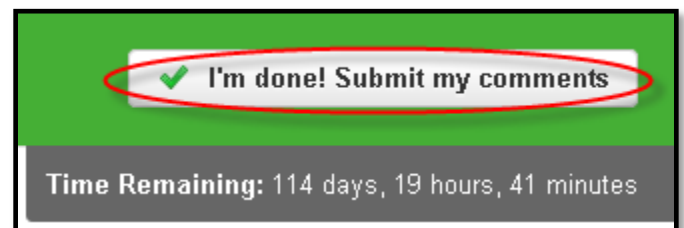


Clicking each section title in the index brings up a text box at right where you can enter, format and save your comments [4]. To view any resources or documents associated with the consultation, click the 'Access Resource Document(s)' button [5].

When your comments are entered and formatted, click 'Save' or 'Cancel' to keep or discard them [6].

6. Each consultation round is open for a set period of time. You can always see how much time remains in the 'Time Remaining' box at right in any consultation.

7. Once you've finished submitting all comments for the round, click the 'I'm done! Submit my comments' button. You will be asked to confirm your submission. Once you have submitted your comments, they cannot be modified.



Need help? Contact connect@wada-ama.org