

# World Anti- Doping Program

December  
2025

## 2023 Anti-Doping Rule Violation (ADRV) Report

Table of Contents

Page

Terms and Abbreviations	3
Explanations and Definitions	4
Background	5
Executive Summary	7
<b>Section 1: Outcomes of 2023 AAFs<sup>1</sup> by Sport Category</b>	<b>10</b>
Table 1 – AAF Outcomes by Sport Category	11
Table 2 – AAF Outcomes by Sport Category – ASOIF Sports/Disciplines	11
Table 3 – AAF Outcomes by Sport Category – WOF Sports/Disciplines	14
Table 4 – AAF Outcomes by Sport Category – ARISF Sports/Disciplines	14
Table 5 – AAF Outcomes by Sport Category – AIMS Sports/Disciplines	17
Table 6 – AAF Outcomes by Sport Category – IPC Sports/Disciplines	17
Table 7 – AAF Outcomes by Sport Category - Sports/Disciplines for Athletes with an Impairment	18
Table 8 – AAF Outcomes by Sport Category – Other Sports – Code Signatories	19
Table 9 – AAF Outcomes by Sport Category – Other Sports (University) – Non-Code Signatories	20
Table 10 – AAF Outcomes by Sport Category – ADO Specific – Code Signatories Sports/Disciplines	21
<b>Section 2: Outcomes by 2023 AAFs by Testing Authority Category</b>	<b>22</b>
Table 1 – AAF Outcomes by TA Category	23
Table 2 – AAF Outcomes by TA Category - NADOs	23
Table 3 – AAF Outcomes by TA Category - ASOIF	27
Table 4 – AAF Outcomes by TA Category – Other Code Signatories	27
Table 5 – AAF Outcomes by TA Category – AIMS	28
Table 6 – AAF Outcomes by TA Category – ARISF	29
Table 7 – AAF Outcomes by TA Category – WOF	29
<b>Section 3: Report of 2023 Analytical ADRVs</b>	<b>30</b>
Table 1 – Total ADRVs from Athletes by Sport Category	31
Table 2 – Total ADRVs from Athletes – ASOIF Sports by Nationality	31
Table 3 – Total ADRVs from Athletes – AIMS Sports by Nationality	42
Table 4 – Total ADRVs from Athletes – ARISF Sports by Nationality	45
Table 5 – Total ADRVs from Athletes – WOF Sports by Nationality	49
Table 6 – Total ADRVs from Athletes – Other Sports – Code Signatories by Nationality	50
Table 7 – Total ADRVs from Athletes – Other Sports (University) by Nationality	51
Table 8 – Total ADRVs from Athletes – IPC Sports by Nationality	52
Table 9 – Total ADRVs from Athletes – Impaired Signatories Sports by Nationality	53
Table 10 – Total ADRVs from Athletes – ADO Specific – Code Signatories Sports by Nationality	54
Table 11 – Total ADRVs from Athletes by Nationality and Sport	55
<b>Section 4: Report of 2023 Non-Analytical cases<sup>2</sup></b>	<b>77</b>
Table 1 – Non-Analytical ADRVs Committed by Athletes by Sport and Nationality	78
Table 2 – Non-Analytical ADRVs Committed by Athletes by Nationality and Sport	83
Table 3 – Non-Analytical ADRVs Committed by Athlete Support Personnel by Nationality	88
Table 4 – Non-Analytical cases by Type of Violation – Athletes and Athlete Support Personnel	89

<sup>1</sup> The AAFs in this Report are based on results reported by WADA-accredited Laboratories in ADAMS for samples collected between 1 January 2023 and 31 December 2023.

<sup>2</sup> The non-analytical findings in this Report refer to ADRVs related to World Anti-Doping Code (Code) Article 2 other than presence of a prohibited substance and based on decisions made in 2023 and received by WADA.

# Terms and Abbreviations

<b>AAF</b>	Adverse Analytical Finding
<b>ABP</b>	Athlete Biological Passport
<b>ADAMS</b>	Anti-Doping Administration and Management System
<b>ADRV</b>	Anti-Doping Rule Violation
<b>AIMS</b>	Sports attributed to IF members of the Alliance of Independent Recognized Members of Sport
<b>AIOWF</b>	Sports attributed to IF members of the Association of International Olympic Winter Sports Federations
<b>ARISF</b>	Sports attributed to IF members of the Association of IOC Recognized International Sports Federations
<b>ASOIF</b>	Sports attributed to IF members of the Association of Summer Olympic International Sports Federations
<b>ASP</b>	Athlete Support Personnel
<b>IF</b>	International Federation
<b>IPC</b>	International Paralympic Committee
<b>MEO</b>	Major Event Organization
<b>NADO</b>	National Anti-Doping Organization
<b>NF</b>	National Federation
<b>NOC</b>	National Olympic Committee
<b>ADO Specific - CS</b>	Sports regulated by a Non-Code Signatory; WADA has exceptionally permitted the ADO to enter the data in ADAMS as the ADO has confirmed that it has full authority and jurisdiction over this Sport and shall follow all requirements under the World Anti-Doping Code and International Standards in relation to any anti-doping activities/programs conducted in relation to this Sport
<b>Other - CS</b>	Sport IFs (Non-ASOIF, AIOWF, ARISF and AIMS) which are Signatories of the Code
<b>Other Sports</b>	Sports or Sport Organizations which are not Signatories of the Code, but are present in the report because the Testing Authority under which the test was performed and the Results Management Authority are Signatories for these cases.
<b>RADO</b>	Regional Anti-Doping Organization
<b>TA</b>	Testing Authority
<b>TUE</b>	Therapeutic Use Exemption
<b>( R )</b>	A discipline which is discontinued in ADAMS based on request of the governing IF, being an event under an existing discipline or being no longer necessary for administrative purposes.
<b>-</b>	A "dash" represents "0" (no data) in the tables

# Explanations and Definitions

Outcomes of AAFs are classified under five categories in this Report:

<b>Medical Reasons:</b>	Cases in which the Athlete had or was granted a valid TUE that justified the presence of the Prohibited Substance in the Athlete’s Sample and cases that are otherwise medically justified AAFs (low-level Athletes as per the definition of Athlete in the Code <sup>3</sup> ).
<b>No Case to Answer:</b>	Cases closed at the Results Management level, excluding TUE cases. Such cases include for example: authorized route of Administration for glucocorticosteroids; departure from International Standards; or cases outside of WADA’s jurisdiction (including non-Code Signatories).
<b>No Sanction:</b>	Cases in which the Athlete was exonerated following the conclusion of disciplinary proceedings.
<b>Pending:</b>	Cases that have not yet been finalized following either the conclusion of disciplinary proceedings or at the Results Management level.
<b>ADRV:</b>	Cases for which a final decision has been rendered and a sanction (i.e., a reprimand or period of Ineligibility) was imposed against the Athlete following the conclusion of disciplinary proceedings.

<sup>3</sup>The definition of ‘Athlete’ in the 2021 Code stipulates that “An Anti-Doping Organization may elect to: conduct limited Testing or no Testing at all; analyze Samples for less than the full menu of Prohibited Substances; require limited or no whereabouts information; or not require advance TUEs.” As a result, when an AAF is reported for a Recreational-level Athlete, the case can be closed if the Athlete provides a documented medical justification for the use of the substance(s).

# Background of the 2023 ADRV Report

This is the tenth year for which WADA has published the ADRV Report. The Report summarizes doping violations committed under the World Anti-Doping Code (Code) in 2023.

- The Report includes the Results Management outcomes received by WADA before 15 October 2025 of all Adverse Analytical Findings (AAFs) detected by WADA-accredited Laboratories for Samples collected from Athletes In- and Out-of-Competition in 2023. This also includes non-analytical findings for decisions rendered in 2023. Discrepancies from ADOs’ published statistics may occur due to different reporting criteria.
- An **Analytical ADRV** refers to a violation of Code **Article 2.1** (Presence of a Prohibited Substance or its metabolites or markers in an Athlete’s Sample) and is based on an AAF (otherwise known as a positive result), which indicates the presence of a Prohibited Substance or its metabolite(s) or of marker(s) in a urine and/or blood Sample collected from an Athlete and analyzed by a WADA-accredited Laboratory.
- A **Non-Analytical ADRV** is a case in which an Athlete or Athlete Support Person (coach, trainer, manager, agent, medical staff, parent, etc.) commits another type of ADRV that does not involve the detection of a Prohibited Substance or Prohibited Method in a urine or blood Sample from Athletes, as outlined in the 2021 Code Articles 2.2 to 2.11:

<b>Article 2.2:</b>	Use or attempted Use by an Athlete of a Prohibited Substance or a Prohibited Method
<b>Article 2.3:</b>	Evading, refusing or failing to submit to Sample collection by an Athlete
<b>Article 2.4:</b>	Whereabouts failures (any combination of three missed tests and/or filing failures within a 12-month period by an Athlete in a Registered Testing Pool)
<b>Article 2.5:</b>	Tampering or attempted Tampering with any part of Doping Control by an Athlete or other Person
<b>Article 2.6:</b>	Possession of a Prohibited Substance or a Prohibited Method by an Athlete or other Person
<b>Article 2.7:</b>	Trafficking or attempted trafficking in any prohibited substance or prohibited method by an Athlete or other Person
<b>Article 2.8:</b>	Administration or attempted Administration by an Athlete or other Person to any Athlete In-Competition of any Prohibited Substance or Prohibited Method or Administration or attempted Administration to any Athlete Out-of-Competition of any Prohibited Substance or any Prohibited Method that is prohibited Out-of-Competition.
<b>Article 2.9:</b>	Complicity or attempted Complicity by an Athlete or other Person
<b>Article 2.10:</b>	Prohibited association by an Athlete or other Person
<b>Article 2.11:</b>	Acts by an Athlete or other Person to discourage or retaliate against reporting to authorities

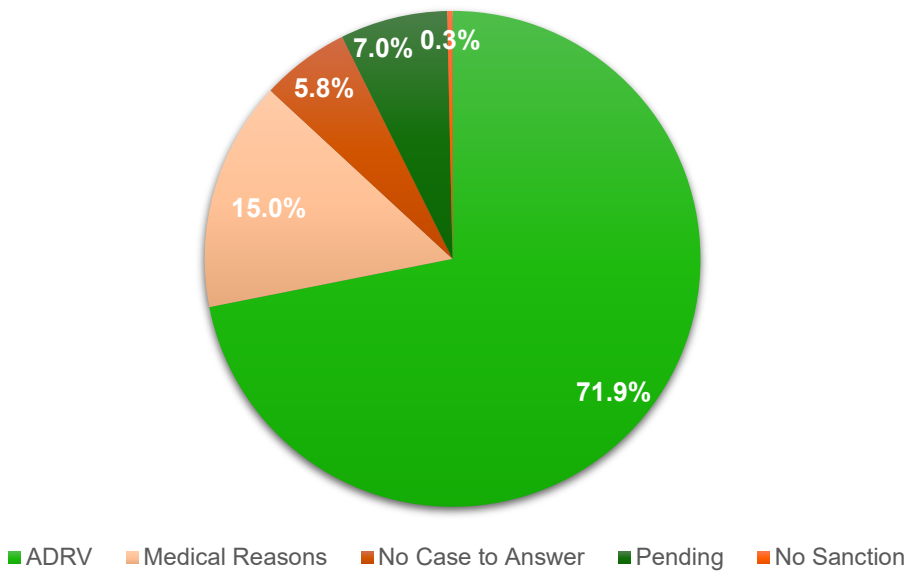
## The ADRV Report is divided as follows:

1. An **Introduction** and an **Executive Summary** which provide an overview and highlight the key observations of the 2023 ADRV Report.
2. **Sections 1 and 2** present the Results Management outcomes (including ADRVs) of all AAFs detected by WADA-accredited Laboratories for Samples collected from Athletes In- and Out-of-Competition in 2023. They are presented by sport, discipline (Section 1) and Testing Authority (Section 2).
3. **Section 3** indicates the total number of ADRVs from Athletes in 2023, which includes AAFs that resulted in an ADRV. The data is presented by sport and nationality. The information is further divided into:
  - Sample type (urine or blood),
  - Type of test (In- or Out-of-Competition); and, Athlete gender.
4. **Section 4** includes Non-Analytical ADRVs committed by Athletes (presented by sport and nationality) and by Athlete Support Personnel (presented by nationality).

# Executive Summary of the 2023 ADRV Report

1. A total of **271,775 Samples** were collected by ADOs in 2023, subsequently analyzed by WADA-accredited Laboratories and reported in ADAMS. Of these Samples, **2,301 Samples** (0.85%) were reported as AAFs. Based on a compilation of the information received by WADA by 15 October 2025, of the **2,301 AAFs**:
- **1,654 Samples** (71,9%) resulted in an ADRV (resulting in sanctions);
  - **345 Samples** (15%) were closed because of a valid medical reason including a TUE;
  - **133 Samples** (5,8%) were categorized as “no case to answer” (i.e. case closed for a valid reason other than medical reasons including permitted route of administration);
  - **8 Samples** (0.3%) resulted in “no sanction” because the Athlete was found not to have committed an ADRV;
  - **161 Samples** (7%) are still pending.

2023 Outcomes by AAFs



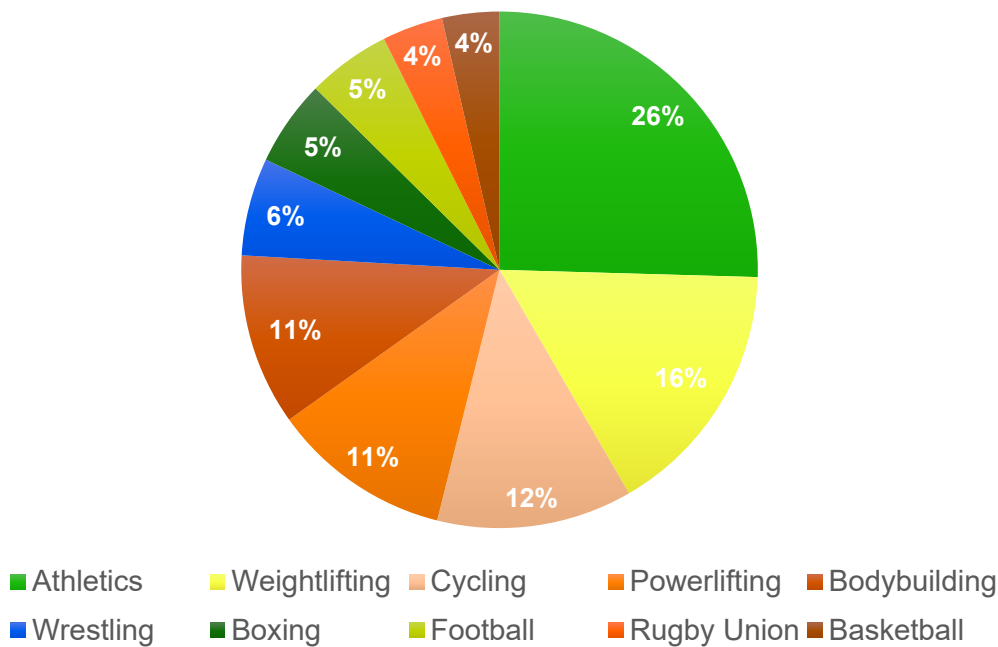
2. Among the **1,654 ADRVs** resulting from an AAF, the Samples were collected from:
- **1,231 male** (74%) Athletes and **423 female** (26%) Athletes<sup>4</sup>;
  - **87 sports**;
  - **122 nationalities** (as indicated in the decisions received by WADA).
3. Among the **2,301 AAFs**:
- A total of **1,746 AAFs** (76%) were reported from In-Competition tests which led to **1,247 ADRVs**, and **559 AAFs** (24%) were reported as Out-of-Competition tests which led to **407 ADRVs**;
  - A total of **2,265 AAFs** from urine Samples were reported which resulted in **1,623 ADRVs**, and
  - **29 AAFs** from blood Samples were reported which resulted in **27 ADRVs**.
  - **7 AAFs** from Dried Blood Spot were reported which resulted in **4 ADRV**.
4. A total of **351 Non-Analytical findings ADRVs** were confirmed and involved:
- **325 Athletes** of **60 nationalities** (as indicated in the decisions received by WADA) from **45 sports**;
  - **24 Athlete Support Personnel** of **16 nationalities** (as indicated in the decisions received by WADA).

<sup>4</sup> Total of Samples collected: male 174,760, female 96,964, X (not recorded) 51.

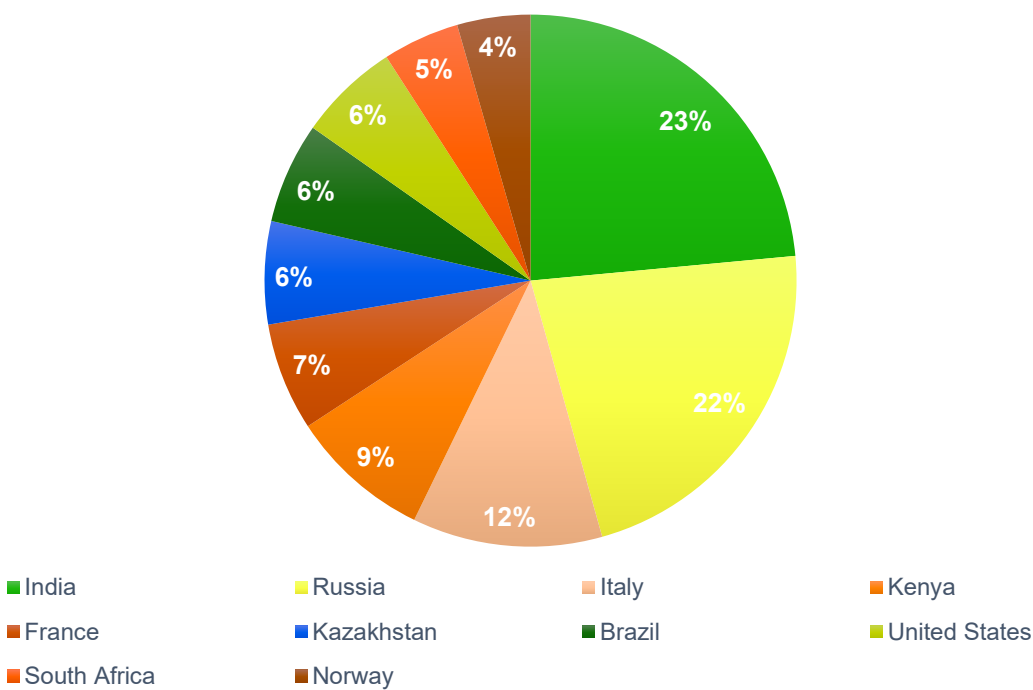
5. The 2,005 ADRVs (combining Analytical ADRVs and Non-Analytical ADRVs) for 2023 involve:

- **1,874 Athletes;**
- **24 Athlete Support Personnel;**
- **94 sports/disciplines** (in which Athletes participated);
- **124 nationalities** (as indicated in the decisions received by WADA).

6. Sports with the highest number of ADRVs committed by Athletes:

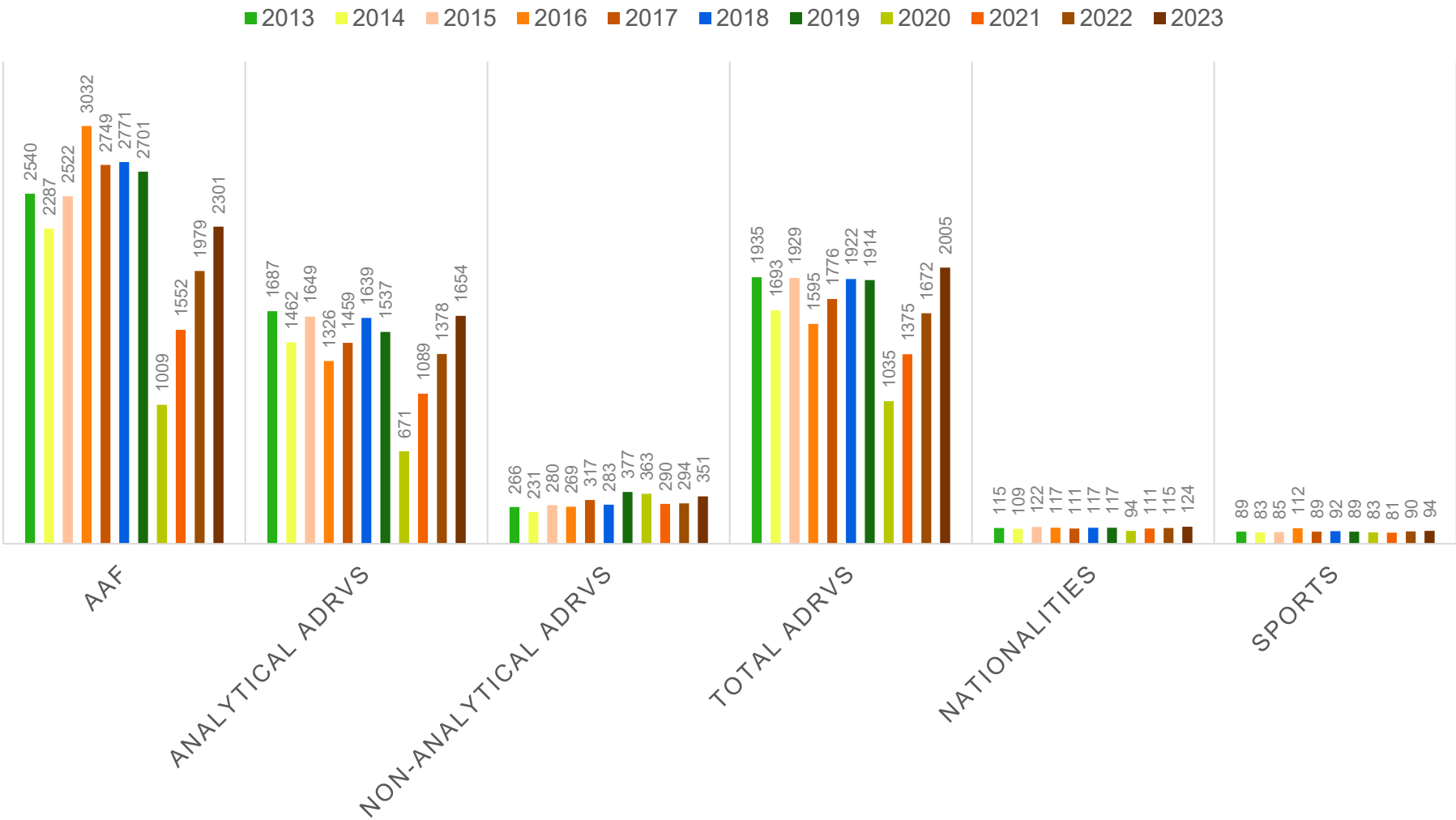


7. Athlete nationalities with the highest number of ADRVs:





8. Comparison of Years 2013 to 2023:



---

# Section 1

## Outcomes of 2023 AAFs by Sport Category

---

Table 1 - AAF Outcomes by Sport Category

Sport Category*	Total Samples**	Total AAFs	Medical Reasons	No Case to Answer	No Sanction	Pending	ADRV***
ASOIF	214,624	1,363	206	61	4	66	1,026
WOF	18,378	56	11	9	-	3	33
ARISF	12,326	203	31	5	3	14	150
AIMS	6,650	345	16	5	1	65	258
IPC	7,939	98	21	22	-	4	51
IMPAIRED	6,413	107	38	28	-	4	37
OTHER-CS****	3,987	79	4	1	-	1	73
OTHER-CSU	657	17	14	-	-	-	3
ADO Specific-CS	801	33	4	2	-	4	23
Grand Total	271,775	2,301	345	133	8	161	1,654

\* See page 3 for details of acronyms and terms used in the Report.

\*\* Figures extracted from the 2023 samples reported to WADA, including urine and blood samples in ADAMS but not Athlete Biological Passport (ABP) samples.

\*\*\* Based on each AAF, which may not be the same as the number of decisions rendered. A decision may refer to multiple AAFs from the same athlete. Conversely, one AAF or several AAFs treated as one single ADRV may give rise to several decisions (first instance, appeal, CAS).

\*\*\*\* Sports connected with organizations that are not included in the categories explicitly listed in this table.

Table 2 - AAF Outcomes by Sport Category - ASOIF Sports/Disciplines\*

Sport	Total Samples	Total AAFs	Medical Reasons	No Case to Answer	No Sanction	Pending	ADRV
Aquatics	15,179	48	17	1	-	3	27
Aquatics	18	1	1	-	-	-	-
Diving	1,112	2	1	-	-	-	1
Swimming Long Distance 800m or greater	1,314	4	3	-	-	-	1
Swimming Middle Distance 200-400m	5,065	17	8	1	-	2	6
Swimming Sprint 100m or less	5,402	20	3	-	-	1	16
Water Polo	2,268	4	1	-	-	-	3
Archery	1,318	4	1	-	-	-	3
Archery	781	2	1	-	-	-	1
Compound	205	1	-	-	-	-	1
Recurve	332	1	-	-	-	-	1
Athletics	41,477	333	43	5	-	15	270
Athletics	72	1	1	-	-	-	-
Combined Events	1,162	3	2	-	-	-	1
Jumps	4,501	18	6	-	-	3	9
Long Distance 3000m or greater	16,785	186	14	1	-	5	166
Middle Distance 800-1500m	4,173	18	1	-	-	1	16
Sprint 400m or less	10,056	70	12	4	-	1	53
Throws	4,728	37	7	-	-	5	25
Badminton	2,420	6	-	2	-	1	3
Badminton	2,420	6	-	2	-	1	3
Basketball	6,524	51	7	-	-	2	42
3 on 3	682	3	1	-	-	-	2
Basketball	5,842	48	6	-	-	2	40

\*Sports/Disciplines as reported by Laboratories in ADAMS in 2023. Only sports/disciplines with AAF results are listed in the table. Therefore, the total samples for the sport may be larger than the sum of the listed disciplines.

Table 2 - AAF Outcomes by Sport Category - ASOIF Sports/Disciplines\* (continued)

Sport	Total Samples	Total AAFs	Medical Reasons	No Case to Answer	No Sanction	Pending	ADRV
<b>Boxing</b>	<b>5,223</b>	<b>66</b>	<b>3</b>	<b>3</b>	<b>-</b>	<b>3</b>	<b>57</b>
IBA Boxing	5,223	66	3	3	-	3	57
<b>Canoe</b>	<b>4,811</b>	<b>30</b>	<b>2</b>	<b>11</b>	<b>-</b>	<b>1</b>	<b>16</b>
Canoe Slalom	915	4	1	-	-	-	3
Long Distance 1000m	1,171	18	1	11	-	1	5
Marathon	124	2	-	-	-	-	2
Middle Distance 500m	1,748	4	-	-	-	-	4
Sprint 200m	853	2	-	-	-	-	2
<b>Cycling</b>	<b>24,781</b>	<b>179</b>	<b>30</b>	<b>15</b>	<b>4</b>	<b>10</b>	<b>120</b>
Bike Handling Skills	132	2	1	-	-	-	1
BMX	111	2	-	1	-	-	1
BMX Freestyle Park	249	2	-	-	-	-	2
BMX Racing	718	1	1	-	-	-	-
Cycling	40	1	-	-	-	-	1
Cyclo-Cross	1,123	2	-	-	-	1	1
Mountain Bike Downhill	333	2	-	-	-	-	2
Mountain Bike Endurance	2,344	22	4	-	-	-	18
Mountain Bike Sprint	112	1	1	-	-	-	-
Road	15,399	119	19	6	4	8	82
Track Endurance	2,396	9	3	1	-	1	4
Track Sprint	1,821	15	-	7	-	-	8
Trials	3	1	1	-	-	-	-
<b>Equestrian</b>	<b>970</b>	<b>8</b>	<b>7</b>	<b>-</b>	<b>-</b>	<b>-</b>	<b>1</b>
Dressage	233	1	1	-	-	-	-
Driving	35	1	1	-	-	-	-
Eventing	305	5	5	-	-	-	-
Jumping	397	1	-	-	-	-	1
<b>Fencing</b>	<b>2,273</b>	<b>7</b>	<b>4</b>	<b>-</b>	<b>-</b>	<b>1</b>	<b>2</b>
Epee	805	3	2	-	-	1	-
Foil	695	1	-	-	-	-	1
Sabre	773	3	2	-	-	-	1
<b>Field Hockey</b>	<b>2,117</b>	<b>7</b>	<b>1</b>	<b>1</b>	<b>-</b>	<b>-</b>	<b>5</b>
Field Hockey	2,117	7	1	1	-	-	5
<b>Football</b>	<b>34,884</b>	<b>89</b>	<b>23</b>	<b>4</b>	<b>-</b>	<b>2</b>	<b>60</b>
Football	33,678	74	20	4	-	2	48
Futsal	1,206	15	3	-	-	-	12
<b>Golf</b>	<b>413</b>	<b>5</b>	<b>2</b>	<b>-</b>	<b>-</b>	<b>1</b>	<b>2</b>
Golf	413	5	2	-	-	1	2
<b>Gymnastics</b>	<b>2,860</b>	<b>11</b>	<b>5</b>	<b>1</b>	<b>-</b>	<b>-</b>	<b>5</b>
Aerobic	143	1	-	-	-	-	1

\*Sports/Disciplines as reported by Laboratories in ADAMS in 2023. Only sports/disciplines with AAF results are listed in the table. Therefore, the total samples for the sport may be larger than the sum of the listed disciplines.

Table 2 - AAF Outcomes by Sport Category - ASOIF Sports/Disciplines\* (continued)

Sport	Total Samples	Total AAFs	Medical Reasons	No Case to Answer	No Sanction	Pending	ADRV
Artistic	2,191	6	3	1	-	-	2
Trampoline	526	4	2	-	-	-	2
<b>Handball</b>	<b>5,168</b>	<b>17</b>	<b>3</b>	<b>5</b>	<b>-</b>	<b>-</b>	<b>9</b>
Beach	192	2	1	-	-	-	1
Indoor	4,976	15	2	5	-	-	8
<b>Judo</b>	<b>4,812</b>	<b>40</b>	<b>7</b>	<b>-</b>	<b>-</b>	<b>-</b>	<b>33</b>
Judo	4,812	40	7	-	-	-	33
<b>Rowing</b>	<b>6,020</b>	<b>24</b>	<b>7</b>	<b>3</b>	<b>-</b>	<b>2</b>	<b>12</b>
Rowing	6,020	24	7	3	-	2	12
<b>Rugby Union</b>	<b>10,386</b>	<b>58</b>	<b>6</b>	<b>2</b>	<b>-</b>	<b>2</b>	<b>48</b>
Fifteens	8,156	53	5	2	-	2	44
Rugby Union	41	1	-	-	-	-	1
Sevens	2,189	4	1	-	-	-	3
<b>Sailing</b>	<b>824</b>	<b>1</b>	<b>-</b>	<b>-</b>	<b>-</b>	<b>-</b>	<b>1</b>
Sailing Non-Olympic Class	824	1	-	-	-	-	1
<b>Shooting</b>	<b>2,427</b>	<b>13</b>	<b>2</b>	<b>1</b>	<b>-</b>	<b>-</b>	<b>10</b>
Pistol	337	3	-	-	-	-	3
Rifle	368	3	-	-	-	-	3
Shooting	1,392	5	2	1	-	-	2
Shotgun	330	2	-	-	-	-	2
<b>Table Tennis</b>	<b>1,256</b>	<b>2</b>	<b>-</b>	<b>-</b>	<b>-</b>	<b>-</b>	<b>2</b>
Table Tennis	1,256	2	-	-	-	-	2
<b>Taekwondo</b>	<b>2,655</b>	<b>21</b>	<b>2</b>	<b>-</b>	<b>-</b>	<b>3</b>	<b>16</b>
Sparring	2,607	20	2	-	-	2	16
Taekwondo	48	1	-	-	-	1	-
<b>Tennis</b>	<b>7,377</b>	<b>10</b>	<b>3</b>	<b>1</b>	<b>-</b>	<b>1</b>	<b>5</b>
Tennis	7,377	10	3	1	-	1	5
<b>Triathlon</b>	<b>4,032</b>	<b>18</b>	<b>7</b>	<b>-</b>	<b>-</b>	<b>-</b>	<b>11</b>
Triathlon	4,032	18	7	-	-	-	11
<b>Volleyball</b>	<b>5,059</b>	<b>19</b>	<b>3</b>	<b>-</b>	<b>-</b>	<b>1</b>	<b>15</b>
Beach	970	3	1	-	-	1	1
Volleyball	4,089	16	2	-	-	-	14
<b>Weightlifting</b>	<b>12,078</b>	<b>214</b>	<b>16</b>	<b>3</b>	<b>-</b>	<b>13</b>	<b>182</b>
Weightlifting	12,078	214	16	3	-	13	182
<b>Wrestling</b>	<b>7,280</b>	<b>82</b>	<b>5</b>	<b>3</b>	<b>-</b>	<b>5</b>	<b>69</b>
Beach Wrestling	103	2	-	-	-	-	2
Freestyle	1,991	22	3	-	-	-	19
Greco-Roman	1,729	21	-	-	-	-	21
Traditional Wrestling	127	8	-	-	-	1	7
Women's Freestyle	977	6	-	-	-	-	6
Wrestling	2,353	23	2	3	-	4	14
<b>Grand Total</b>	<b>214,624</b>	<b>1,363</b>	<b>206</b>	<b>61</b>	<b>4</b>	<b>66</b>	<b>1,026</b>

\*Sports/Disciplines as reported by Laboratories in ADAMS in 2023. Only sports/disciplines with AAF results are listed in the table. Therefore, the total samples for the sport may be larger than the sum of the listed disciplines.

Table 3 - AAF Outcomes by Sport Category - WOF Sports/Disciplines\*

Sport	Total Samples	Total AAFs	Medical Reasons	No Case to Answer	No Sanction	Pending	ADRV
<b>Biathlon</b>	<b>2,591</b>	<b>2</b>	-	-	-	-	<b>2</b>
Biathlon	2,591	2	-	-	-	-	2
<b>Bobsleigh</b>	<b>1,112</b>	<b>2</b>	<b>1</b>	<b>1</b>	-	-	-
Bobsleigh	1,112	2	1	1	-	-	-
<b>Curling</b>	<b>476</b>	<b>4</b>	-	<b>3</b>	-	-	<b>1</b>
Curling	476	4	-	3	-	-	1
<b>Ice Hockey</b>	<b>3,597</b>	<b>25</b>	<b>5</b>	-	-	-	<b>20</b>
Ice Hockey	3,597	25	5	-	-	-	20
<b>Skating</b>	<b>3,463</b>	<b>12</b>	<b>4</b>	<b>3</b>	-	-	<b>5</b>
Figure Skating	1,004	7	4	-	-	-	3
Short Track	1,407	3	-	3	-	-	-
Speed Skating greater than 1500m	1,018	1	-	-	-	-	1
Synchronized Skating	34	1	-	-	-	-	1
<b>Skiing</b>	<b>7,139</b>	<b>11</b>	<b>1</b>	<b>2</b>	-	<b>3</b>	<b>5</b>
Alpine	1,525	3	-	2	-	1	-
Cross-Country	2,997	4	-	-	-	-	4
Freestyle (all subdisciplines)	944	2	1	-	-	1	-
Nordic Combined	662	1	-	-	-	-	1
Snowboard (all subdisciplines)	1,011	1	-	-	-	1	-
<b>Grand Total</b>	<b>18,378</b>	<b>56</b>	<b>11</b>	<b>9</b>	-	<b>3</b>	<b>33</b>

\*Sports/Disciplines as reported by Laboratories in ADAMS in 2023. Only sports/disciplines with AAF results are listed in the table. Therefore, the total samples for the sport may be larger than the sum of the listed disciplines.

Table 4 - AAF Outcomes by Sport Category - ARISF Sports/Disciplines\*

Sport	Total Samples	Total AAFs	Medical Reasons	No Case to Answer	No Sanction	Pending	ADRV
<b>American Football</b>	<b>833</b>	<b>22</b>	<b>5</b>	-	-	<b>1</b>	<b>16</b>
American Football	753	21	5	-	-	-	16
Flag Football	80	1	-	-	-	1	-
<b>Automobile Sports</b>	<b>246</b>	<b>7</b>	<b>3</b>	-	-	<b>1</b>	<b>3</b>
Automobile Sports	193	5	2	-	-	-	3
Rally	53	2	1	-	-	1	-
<b>Bandy</b>	<b>135</b>	<b>2</b>	-	-	-	-	<b>2</b>
Bandy	135	2	-	-	-	-	2
<b>Baseball</b>	<b>1,166</b>	<b>27</b>	<b>5</b>	-	<b>3</b>	<b>1</b>	<b>18</b>
Baseball	1,166	27	5	-	3	1	18
<b>Basque Pelota</b>	<b>84</b>	<b>1</b>	-	-	-	-	<b>1</b>
Basque Pelota	84	1	-	-	-	-	1
<b>Billiards Sports</b>	<b>117</b>	<b>3</b>	-	-	-	-	<b>3</b>
Pool	81	2	-	-	-	-	2
Snooker	36	1	-	-	-	-	1

\*Sports/Disciplines as reported by Laboratories in ADAMS in 2023. Only sports/disciplines with AAF results are listed in the table. Therefore, the total samples for the sport may be larger than the sum of the listed disciplines.

Table 4 - AAF Outcomes by Sport Category - ARISF Sports/Disciplines\* (continued)

Sport	Total Samples	Total AAFs	Medical Reasons	No Case to Answer	No Sanction	Pending	ADRV
<b>Boules Sports</b>	<b>50</b>	<b>1</b>	-	-	-	<b>1</b>	-
Petanque	50	1	-	-	-	1	-
<b>Bowling</b>	<b>5</b>	<b>1</b>	-	<b>1</b>	-	-	-
Nine-Pin Classic	5	1	-	1	-	-	-
<b>Bridge</b>	<b>107</b>	<b>2</b>	<b>1</b>	-	-	-	<b>1</b>
Bridge	107	2	1	-	-	-	1
<b>Cheer</b>	<b>104</b>	<b>2</b>	-	-	-	<b>1</b>	<b>1</b>
Cheer	104	2	-	-	-	1	1
<b>Chess</b>	<b>160</b>	<b>1</b>	-	-	-	-	<b>1</b>
Chess	160	1	-	-	-	-	1
<b>Cricket</b>	<b>1,339</b>	<b>1</b>	-	-	-	-	<b>1</b>
Cricket	1,339	1	-	-	-	-	1
<b>Dance Sport</b>	<b>362</b>	<b>2</b>	-	-	-	-	<b>2</b>
Breaking	248	1	-	-	-	-	1
Dance Sport	114	1	-	-	-	-	1
<b>Floorball</b>	<b>494</b>	<b>3</b>	<b>2</b>	-	-	-	<b>1</b>
Floorball	494	3	2	-	-	-	1
<b>Karate</b>	<b>1,488</b>	<b>10</b>	<b>2</b>	-	-	<b>1</b>	<b>7</b>
Karate	1,488	10	2	-	-	1	7
<b>Kickboxing</b>	<b>542</b>	<b>21</b>	<b>2</b>	-	-	-	<b>19</b>
K1 Rules	87	4	-	-	-	-	4
Kickboxing	396	13	-	-	-	-	13
Light Contact	31	2	2	-	-	-	-
Low Kick	28	2	-	-	-	-	2
<b>Lacrosse</b>	<b>128</b>	<b>3</b>	-	-	-	-	<b>3</b>
Lacrosse	128	3	-	-	-	-	3
<b>Lifesaving</b>	<b>190</b>	<b>1</b>	<b>1</b>	-	-	-	-
Lifesaving	190	1	1	-	-	-	-
<b>Motorcycle Racing</b>	<b>245</b>	<b>10</b>	<b>2</b>	-	-	-	<b>8</b>
Cross-Country Rallies	8	2	1	-	-	-	1
Motocross	77	1	-	-	-	-	1
Motorcycle Racing	46	2	-	-	-	-	2
Road Racing	100	2	1	-	-	-	1
Snow Cross	5	2	-	-	-	-	2
Supermoto	9	1	-	-	-	-	1
<b>Mountaineering and Climbing</b>	<b>47</b>	<b>1</b>	<b>1</b>	-	-	-	-
Skyrunning	47	1	1	-	-	-	-
<b>Muaythai</b>	<b>441</b>	<b>10</b>	-	<b>1</b>	-	-	<b>9</b>
Muaythai	441	10	-	1	-	-	9
<b>Netball</b>	<b>315</b>	<b>3</b>	<b>1</b>	-	-	<b>1</b>	<b>1</b>
Netball	315	3	1	-	-	1	1

\*Sports/Disciplines as reported by Laboratories in ADAMS in 2023. Only sports/disciplines with AAF results are listed in the table. Therefore, the total samples for the sport may be larger than the sum of the listed disciplines.

Table 4 - AAF Outcomes by Sport Category - ARISF Sports/Disciplines\* (continued)

Sport	Total Samples	Total AAFs	Medical Reasons	No Case to Answer	No Sanction	Pending	ADRV
Powerboating	25	1	-	-	-	1	-
Circuit	25	1	-	-	-	1	-
Racquetball	95	1	-	-	-	1	-
Racquetball	95	1	-	-	-	1	-
Roller Sports	614	12	1	-	-	-	11
Hockey	120	5	1	-	-	-	4
Inline Speed Skating Distance greater than 1000m	263	4	-	-	-	-	4
Inline Speed Skating Sprint 1000m or less	231	3	-	-	-	-	3
Sambo	530	11	-	1	-	-	10
Sambo	530	11	-	1	-	-	10
Softball	583	6	3	-	-	-	3
Softball	583	6	3	-	-	-	3
Sport Climbing	332	5	-	2	-	-	3
Combined	201	3	-	2	-	-	1
Lead	131	2	-	-	-	-	2
Squash	416	1	-	-	-	-	1
Squash	416	1	-	-	-	-	1
Surfing	302	1	-	-	-	-	1
Surfing	302	1	-	-	-	-	1
Tug of War	84	1	-	-	-	-	1
Tug of War	84	1	-	-	-	-	1
Underwater Sports	112	5	1	-	-	3	1
Free Diving (all apnoea subdisciplines)	112	5	1	-	-	3	1
Waterskiing	164	6	1	-	-	2	3
Cable Wakeboard	11	1	-	-	-	-	1
Cableski	39	1	-	-	-	-	1
Racing Water Ski	17	2	-	-	-	1	1
Tournament	76	1	1	-	-	-	-
Wakeboard Boat	21	1	-	-	-	1	-
Wushu	471	19	-	-	-	-	19
Sanda	471	19	-	-	-	-	19
Grand Total	12,326	203	31	5	3	14	150

\*Sports/Disciplines as reported by Laboratories in ADAMS in 2023. Only sports/disciplines with AAF results are listed in the table. Therefore, the total samples for the sport may be larger than the sum of the listed disciplines.



Table 5 - AAF Outcomes by Sport Category - AIMS Sports/Disciplines\*

Sport	Total Samples	Total AAFs	Medical Reasons	No Case to Answer	No Sanction	Pending	ADRV
Arm Wrestling	294	19	-	-	-	-	19
Arm Wrestling	294	19	-	-	-	-	19
Bodybuilding	1,381	151	-	1	-	54	96
Bodybuilding	865	101	-	-	-	34	67
Fitness	516	50	-	1	-	20	29
Darts	34	2	-	-	-	1	1
Darts	34	2	-	-	-	1	1
Dragon Boat	315	1	-	1	-	-	-
Dragon Boat	315	1	-	1	-	-	-
Draughts	13	2	1	-	-	1	-
Draughts	13	2	1	-	-	1	-
Go	64	2	1	-	-	-	1
Go	64	2	1	-	-	-	1
Ju-Jitsu	652	8	-	-	-	1	7
Ju-Jitsu	652	8	-	-	-	1	7
Kendo	34	1	-	-	-	-	1
Kendo	34	1	-	-	-	-	1
Powerlifting	3,704	154	14	3	1	7	129
Bench Press	206	18	3	-	-	-	15
Force Athletique	140	4	1	-	-	-	3
Powerlifting	3,358	132	10	3	1	7	111
Savate	58	2	-	-	-	-	2
Savate	58	2	-	-	-	-	2
Sport Fishing	16	2	-	-	-	1	1
Sport Fishing	16	2	-	-	-	1	1
Teqball	85	1	-	-	-	-	1
Teqball	85	1	-	-	-	-	1
Grand Total	6,650	345	16	5	1	65	258

\*Sports/Disciplines as reported by Laboratories in ADAMS in 2023. Only sports/disciplines with AAF results are listed in the table. Therefore, the total samples for the sport may be larger than the sum of the listed disciplines.

Table 6 - AAF Outcomes by Sport Category - IPC Sports/Disciplines\*

Sport	Total Samples	Total AAFs	Medical Reasons	No Case to Answer	No Sanction	Pending	ADRV
Para-Alpine Skiing	162	1	-	-	-	-	1
Para-Alpine Skiing	162	1	-	-	-	-	1
Para-Athletics	3,760	49	8	14	-	2	25
Jumping - All Classes	447	6	2	1	-	-	3
Running Endurance - greater than 1500m All Classes	223	4	-	2	-	1	1
Running Middle Distance 800m - 1500m All Classes	445	4	-	2	-	-	2

\*Sports/Disciplines as reported by Laboratories in ADAMS in 2023. Only sports/disciplines with AAF results are listed in the table. Therefore, the total samples for the sport may be larger than the sum of the listed disciplines.

Table 6 - AAF Outcomes by Sport Category - IPC Sports/Disciplines\* (continued)

Sport	Total Samples	Total AAFs	Medical Reasons	No Case to Answer	No Sanction	Pending	ADRV
Running Sprints 400m or less All Classes	1,229	17	4	8	-	-	5
Seated Throws - Classes: F31-F34/F51-F53	262	2	-	-	-	-	2
Seated Throws - Classes: F54-F57	291	5	-	-	-	-	5
Standing Throws All Classes	863	11	2	1	-	1	7
<b>Para-Powerlifting</b>	<b>1,410</b>	<b>23</b>	<b>3</b>	<b>-</b>	<b>-</b>	<b>1</b>	<b>19</b>
Para-Powerlifting	1,410	23	3	-	-	1	19
<b>Para-Swimming</b>	<b>2,320</b>	<b>22</b>	<b>9</b>	<b>8</b>	<b>-</b>	<b>1</b>	<b>4</b>
Classes: S1/SB1/SM1 - S3/SB3/SM3	171	1	-	-	-	-	1
Classes: S10/SB9/SM10 - S14/SB14	998	16	7	8	-	-	1
Classes: S4/SB4/SM4 – S9/SB8/SM9	1,151	5	2	-	-	1	2
<b>Shooting Para Sport</b>	<b>287</b>	<b>3</b>	<b>1</b>	<b>-</b>	<b>-</b>	<b>-</b>	<b>2</b>
Shooting Para Sport	287	3	1	-	-	-	2
<b>Grand Total</b>	<b>7,939</b>	<b>98</b>	<b>21</b>	<b>22</b>	<b>-</b>	<b>4</b>	<b>51</b>

\*Sports/Disciplines as reported by Laboratories in ADAMS in 2023. Only sports/disciplines with AAF results are listed in the table. Therefore, the total samples for the sport may be larger than the sum of the listed disciplines.

Table 7 - AAF Outcomes by Sport Category - Sports/Disciplines for Athletes with an Impairment\*

Sport	Total Samples	Total AAFs	Medical Reasons	No Case to Answer	No Sanction	Pending	ADRV
<b>Archery</b>	<b>205</b>	<b>6</b>	<b>4</b>	<b>-</b>	<b>-</b>	<b>-</b>	<b>2</b>
Para-Archery	205	6	4	-	-	-	2
<b>Arm Wrestling</b>	<b>17</b>	<b>2</b>	<b>-</b>	<b>-</b>	<b>-</b>	<b>1</b>	<b>1</b>
Para-Arm Wrestling	17	2	-	-	-	1	1
<b>Athletics</b>	<b>61</b>	<b>3</b>	<b>-</b>	<b>-</b>	<b>-</b>	<b>-</b>	<b>3</b>
CISS Long Distance 3000m and greater	51	2	-	-	-	-	2
VIRTUS Long Distance 3000m and greater	10	1	-	-	-	-	1
<b>Badminton</b>	<b>584</b>	<b>5</b>	<b>4</b>	<b>-</b>	<b>-</b>	<b>1</b>	<b>-</b>
Para-Badminton	584	5	4	-	-	1	-
<b>Basketball</b>	<b>540</b>	<b>2</b>	<b>-</b>	<b>-</b>	<b>-</b>	<b>-</b>	<b>2</b>
Wheelchair Basketball	540	2	-	-	-	-	2
<b>Blind Football</b>	<b>160</b>	<b>5</b>	<b>1</b>	<b>4</b>	<b>-</b>	<b>-</b>	<b>-</b>
Para-Football 5-a-side	160	5	1	4	-	-	-
<b>Boccia</b>	<b>229</b>	<b>2</b>	<b>1</b>	<b>-</b>	<b>-</b>	<b>-</b>	<b>1</b>
Para-Boccia	229	2	1	-	-	-	1
<b>Bowling</b>	<b>12</b>	<b>1</b>	<b>-</b>	<b>1</b>	<b>-</b>	<b>-</b>	<b>-</b>
IBSA tenpin bowling	12	1	-	1	-	-	-
<b>Canoe</b>	<b>261</b>	<b>6</b>	<b>2</b>	<b>1</b>	<b>-</b>	<b>-</b>	<b>3</b>
Para-Canoe	261	6	2	1	-	-	3

\*Sports/Disciplines as reported by Laboratories in ADAMS in 2023. Only sports/disciplines with AAF results are listed in the table. Therefore, the total samples for the sport may be larger than the sum of the listed disciplines.

Table 7 - AAF Outcomes by Sport Category - Sports/Disciplines for Athletes with an Impairment\* (continued)

Sport	Total Samples	Total AAFs	Medical Reasons	No Case to Answer	No Sanction	Pending	ADRV
<b>Curling</b>	<b>48</b>	<b>3</b>	<b>2</b>	<b>-</b>	<b>-</b>	<b>-</b>	<b>1</b>
Wheelchair Curling	48	3	2	-	-	-	1
<b>Cycling</b>	<b>1,117</b>	<b>12</b>	<b>7</b>	<b>4</b>	<b>-</b>	<b>-</b>	<b>1</b>
Para-Cycling	1,117	12	7	4	-	-	1
<b>Equestrian</b>	<b>84</b>	<b>5</b>	<b>3</b>	<b>-</b>	<b>-</b>	<b>-</b>	<b>2</b>
Para-Equestrian	84	5	3	-	-	-	2
<b>Football 7-a-Side</b>	<b>57</b>	<b>1</b>	<b>-</b>	<b>-</b>	<b>-</b>	<b>-</b>	<b>1</b>
Para-Football 7-a-side	57	1	-	-	-	-	1
<b>Goalball</b>	<b>243</b>	<b>6</b>	<b>1</b>	<b>5</b>	<b>-</b>	<b>-</b>	<b>-</b>
Goalball	243	6	1	5	-	-	-
<b>Judo</b>	<b>526</b>	<b>21</b>	<b>2</b>	<b>9</b>	<b>-</b>	<b>-</b>	<b>10</b>
Para-Judo	525	20	2	9	-	-	9
VIRTUS Judo	1	1	-	-	-	-	1
<b>ParaVolley</b>	<b>246</b>	<b>3</b>	<b>1</b>	<b>-</b>	<b>-</b>	<b>-</b>	<b>2</b>
ParaVolley Sitting	246	3	1	-	-	-	2
<b>Powerlifting</b>	<b>22</b>	<b>2</b>	<b>-</b>	<b>-</b>	<b>-</b>	<b>-</b>	<b>2</b>
IBSA Powerlifting	22	2	-	-	-	-	2
<b>Rowing</b>	<b>325</b>	<b>3</b>	<b>1</b>	<b>-</b>	<b>-</b>	<b>-</b>	<b>2</b>
Para-Rowing	321	2	-	-	-	-	2
VIRTUS Rowing	4	1	1	-	-	-	-
<b>Rugby Union</b>	<b>209</b>	<b>5</b>	<b>4</b>	<b>-</b>	<b>-</b>	<b>-</b>	<b>1</b>
Wheelchair Rugby	209	5	4	-	-	-	1
<b>Skiing</b>	<b>43</b>	<b>1</b>	<b>-</b>	<b>-</b>	<b>-</b>	<b>1</b>	<b>-</b>
Para-Alpine Skiing	43	1	-	-	-	1	-
<b>Table Tennis</b>	<b>430</b>	<b>5</b>	<b>2</b>	<b>1</b>	<b>-</b>	<b>1</b>	<b>1</b>
Para-Table Tennis	430	5	2	1	-	1	1
<b>Tennis</b>	<b>414</b>	<b>2</b>	<b>1</b>	<b>-</b>	<b>-</b>	<b>-</b>	<b>1</b>
Wheelchair Tennis	414	2	1	-	-	-	1
<b>Triathlon</b>	<b>561</b>	<b>5</b>	<b>2</b>	<b>3</b>	<b>-</b>	<b>-</b>	<b>-</b>
Para-Triathlon	561	5	2	3	-	-	-
<b>Wrestling</b>	<b>19</b>	<b>1</b>	<b>-</b>	<b>-</b>	<b>-</b>	<b>-</b>	<b>1</b>
CISS Wrestling Freestyle	19	1	-	-	-	-	1
<b>Grand Total</b>	<b>6,413</b>	<b>107</b>	<b>38</b>	<b>28</b>	<b>-</b>	<b>4</b>	<b>37</b>

\*Sports/Disciplines as reported by Laboratories in ADAMS in 2023. Only sports/disciplines with AAF results are listed in the table. Therefore, the total samples for the sport may be larger than the sum of the listed disciplines.

Table 8 - AAF Outcomes by Sport Category - Other Sports - Code Signatories\*

Sport	Total Samples	Total AAFs	Medical Reasons	No Case to Answer	No Sanction	Pending	ADRV
<b>Australian Rules Football</b>	<b>336</b>	<b>2</b>	<b>1</b>	<b>-</b>	<b>-</b>	<b>-</b>	<b>1</b>
Australian Rules Football	336	2	1	-	-	-	1
<b>Bowls</b>	<b>38</b>	<b>1</b>	<b>-</b>	<b>1</b>	<b>-</b>	<b>-</b>	<b>-</b>
Bowls	38	1	-	1	-	-	-

\*Sports/Disciplines as reported by Laboratories in ADAMS in 2023. Only sports/disciplines with AAF results are listed in the table. Therefore, the total samples for the sport may be larger than the sum of the listed disciplines.

Table 8 - AAF Outcomes by Sport Category - Other Sports - Code Signatories\*

Sport	Total Samples	Total AAFs	Medical Reasons	No Case to Answer	No Sanction	Pending	ADRV
Electronic Sports	253	1	-	-	-	-	1
e-sports	253	1	-	-	-	-	1
Karate	44	2	-	-	-	-	2
WKO Shinkyokushin	44	2	-	-	-	-	2
Kurash	214	13	-	-	-	1	12
Kurash	214	13	-	-	-	1	12
Mixed Martial Arts	461	34	-	-	-	-	34
IMMAF Mixed Martial Arts	461	34	-	-	-	-	34
Pole sports	22	1	-	-	-	-	1
Pole sports	22	1	-	-	-	-	1
Rugby League	1,944	18	-	-	-	-	18
Rugby League	1,944	18	-	-	-	-	18
Triathlon	675	7	3	-	-	-	4
Ironman	675	7	3	-	-	-	4
Grand Total	3,987	79	4	1	-	1	73

\*Sports/Disciplines as reported by Laboratories in ADAMS in 2023. Only sports/disciplines with AAF results are listed in the table. Therefore, the total samples for the sport may be larger than the sum of the listed disciplines.

Table 9 - AAF Outcomes by Sport Category - Other Sports - Non-Code Signatories\*

Sport	Total Samples	Total AAFs	Medical Reasons	No Case to Answer	No Sanction	Pending	ADRV
American Football	308	9	8	-	-	-	1
University	308	9	8	-	-	-	1
Aquatics	89	2	1	-	-	-	1
University Diving	44	1	-	-	-	-	1
University Swimming Sprint 100m or less	45	1	1	-	-	-	-
Basketball	87	1	-	-	-	-	1
University	87	1	-	-	-	-	1
Fencing	19	1	1	-	-	-	-
University Epee	19	1	1	-	-	-	-
Ice Hockey	74	1	1	-	-	-	-
University	74	1	1	-	-	-	-
Skating	26	1	1	-	-	-	-
University Speed Skating	26	1	1	-	-	-	-
Skiing	22	1	1	-	-	-	-
University Alpine Skiing	22	1	1	-	-	-	-
Wrestling	32	1	1	-	-	-	-
University	32	1	1	-	-	-	-
Grand Total	657	17	14	-	-	-	3

\*Sports/Disciplines as reported by Laboratories in ADAMS in 2023. Only sports/disciplines with AAF results are listed in the table. Therefore, the total samples for the sport may be larger than the sum of the listed disciplines.

Table 10 - AAF Outcomes by Sport Category - ADO Specific- Code Signatories Sports/Disciplines\*

Sport	Total Samples	Total AAFs	Medical Reasons	No Case to Answer	No Sanction	Pending	ADRV
<b>Bodybuilding</b>	<b>13</b>	<b>2</b>	-	-	-	-	<b>2</b>
Natural Bodybuilding - ABCD	13	2	-	-	-	-	2
<b>Boxing</b>	<b>378</b>	<b>8</b>	-	<b>1</b>	-	<b>1</b>	<b>6</b>
BBBOC Pro Boxing - UKAD	378	8	-	1	-	1	6
<b>Broomball</b>	<b>8</b>	<b>1</b>	<b>1</b>	-	-	-	-
Broomball - CCES	8	1	1	-	-	-	-
<b>College Sports</b>	<b>27</b>	<b>2</b>	<b>2</b>	-	-	-	-
Football - CCES	13	1	1	-	-	-	-
Volleyball - CCES	14	1	1	-	-	-	-
<b>CrossFit</b>	<b>26</b>	<b>1</b>	-	-	-	<b>1</b>	-
CrossFit - BEL-CFWB	26	1	-	-	-	1	-
<b>Functional Fitness</b>	<b>108</b>	<b>6</b>	-	-	-	-	<b>6</b>
Functional Fitness - ADD	40	4	-	-	-	-	4
Functional Fitness - ADNO	68	2	-	-	-	-	2
<b>Gaelic Games</b>	<b>8</b>	<b>1</b>	<b>1</b>	-	-	-	-
Hurling	8	1	1	-	-	-	-
<b>Kabaddi</b>	<b>200</b>	<b>8</b>	-	-	-	<b>1</b>	<b>7</b>
Kabaddi - IND-NADO	169	6	-	-	-	-	6
Kabaddi - OCA	31	2	-	-	-	1	1
<b>Pencak Silat</b>	<b>26</b>	<b>2</b>	-	-	-	-	<b>2</b>
Pencak Silat - ADAMAS	26	2	-	-	-	-	2
<b>Ultra Triathlon</b>	<b>3</b>	<b>1</b>	-	-	-	<b>1</b>	-
Ultra Triathlon - SSI	3	1	-	-	-	1	-
<b>Underwater Sports</b>	<b>4</b>	<b>1</b>	-	<b>1</b>	-	-	-
Apnoea (all subdisciplines)	4	1	-	1	-	-	-
<b>Grand Total</b>	<b>801</b>	<b>33</b>	<b>4</b>	<b>2</b>	-	<b>4</b>	<b>23</b>

\*Sports/Disciplines as reported by Laboratories in ADAMS in 2023. Only sports/disciplines with AAF results are listed in the table. Therefore, the total samples for the sport may be larger than the sum of the listed disciplines.

---

# Section 2

## Outcomes of 2023 AAFs by Testing Authority

---

Table 1 - AAF Outcomes by TA\* Category

TA Category	Total TAs	Total Samples**	Total AAFs	Medical Reasons	No Case to Answer	No Sanction	Pending	ADRV***
NADO	109	202,210	1,810	253	108	8	74	1,367
ASOIF	23	58,004	199	53	11	-	10	125
OTHER-CS****	21	12,332	121	21	11	-	11	78
AIMS	8	1,494	116	4	3	-	55	54
ARISF	18	1,911	44	10	-	-	7	27
WOF	5	4,925	10	4	-	-	4	2
OTHER****	1	-	1	-	-	-	-	1
Grand Total	185	280,876	2,301	345	133	8	161	1,654

\* The Testing Authority may have authorized a particular sample collection; however, the TA might not be responsible for the results management process. Another organization (International Federation, National Anti-Doping Organization, or National Federation) may be the relevant Results Management Authority and therefore responsible for rendering a decision for a particular case.  
\*\* Figures extracted from the 2023 samples reported to WADA, including urine and blood samples in ADAMS but not Athlete Biological Passport (ABP) samples.  
\*\*\* Based on each AAF, which may not be the same as the number of decisions rendered. A decision may refer to multiple AAFs from the same athlete. Conversely, one AAF or several AAFs treated as one single ADRV may give rise to several decisions (first instance, appeal, CAS).  
\*\*\*\* Organizations that are not included in the categories explicitly listed in this table.

Table 2 - AAF Outcomes by TA Category – NADO\*

ADAMS Code	TA Name	Total Samples	Total AAFs	Medical Reasons	No Case to Answer	No Sanction	Pending	ADRV
ABCD	Autoridade Brasileira de Controle de Dopagem	4,317	41	4	3	-	2	32
ADAK	Anti-Doping Agency of Kenya	2,527	43	-	-	-	1	42
ADAMAS	Anti-Doping Agency of Malaysia	176	2	-	-	-	2	-
ADAS	Anti-Doping Agency of Serbia	601	3	-	1	-	-	2
ADD	Anti-Doping Denmark	1,509	16	5	-	-	1	10
ADNO	Anti-Doping Norway	2,167	51	14	-	-	-	37
ADoP	Autoridade Antidopagem de Portugal	2,107	8	4	-	-	-	4
ADOPak	Anti-Doping Pakistan	53	9	-	-	-	-	9
ADS	Anti-Doping Singapore	241	1	-	-	-	1	-
ADSE	Anti-Doping Sweden	3,088	25	16	1	-	-	8
AFLD-NADO	Agence Française de Lutte contre le Dopage	11,362	104	12	8	1	1	82
AIMS	Authority for Integrity in Maltese Sport (MLT-NADO)	241	3	-	-	-	-	3
ALB-NADO	National Antidoping Organisation of Albania	46	2	-	-	-	-	2
ALG-NADO	Agence Nationale Anti-Dopage Algérie	393	22	1	-	-	2	19
AMAD	Agence Marocaine Antidopage	870	5	-	-	-	1	4
AMADA	Azerbaijan National Anti-Doping Agency (AMADA)	1,342	8	-	-	-	-	8
ANAD	l'Agence Nationale Antidopage Tunisie	396	6	1	-	-	-	5
ANAD-Romania	Romanian National Anti-Doping Agency	3,274	20	1	1	-	-	18
ARG-CNAD	Argentina National Anti-Doping Agency	1,057	13	-	-	-	-	13
ARM-NADO	Anti-Doping Agency SNCO of Armenia	279	3	-	-	-	-	3

\* As reported in the 2023 Anti-Doping Testing Figures Report, including urine and blood samples in ADAMS excluding ABP samples.

Table 2 - AAF Outcomes by TA Category – NADO\* (continued)

ADAMS Code	TA Name	Total Samples	Total AAFs	Medical Reasons	No Case to Answer	No Sanction	Pending	ADRV
BADC	Bahamas Anti-Doping Commission	207	3	-	-	-	2	1
BDADC BRUNEI	Brunei Darussalam Anti-Doping Committee	59	1	-	-	-	-	1
BEL-CFWB	French Community of Belgium NADO	994	9	3	1	-	-	5
BiH-NADO	Agency for Anti-Doping Control of Bosnia and Herzegovina	251	7	-	-	-	1	6
BNADA	Belarus National Anti-Doping Agency	2,485	14	1	1	-	-	12
BOT-OC	Botswana Olympic Committee	144	12	4	-	-	1	7
BRN-NADO	BAHRAIN NADO	86	4	-	-	-	-	4
BUL-NADO	Anti-Doping Centre Bulgaria	837	6	-	-	-	-	6
BUR-NADO	ONAD du Burkina Faso	23	2	-	-	-	-	2
CADC	Czech Anti-Doping Committee	479	4	1	-	-	-	3
CCES	Canadian Centre for Ethics in Sport	4,332	37	22	2	-	-	13
CHINADA	China Anti-Doping Agency	28,198	60	5	24	-	1	30
CHI-NADO	Chile National Anti-Doping Commission	1,374	16	4	-	-	5	7
CIPH	Croatian Institute of Public Health	758	9	-	4	-	-	5
CMA Monaco	Comité Monegasque Antidopage	240	4	-	-	-	1	3
COL-NADO	Colombian NADO	1,927	22	3	2	-	-	17
CONAD PERU	ORGANIZACION NACIONAL ANTIDOPAJE DEL PERU	262	4	2	-	-	1	1
CRC-NADO	Costa Rica NADO	304	10	-	-	-	-	10
CTADA	Chinese Taipei Anti-Doping Agency	841	2	-	-	-	-	2
CUB-NADO	Cuba National Anti-Doping Agency	1,237	4	-	-	-	4	-
DAN	Doping Authority Netherlands	2,862	13	10	-	-	-	3
DCAT	Doping Control Agency of Thailand	1,756	19	-	-	-	-	19
DPRKADC	Democratic People's Republic of Korea Anti-Doping Committee	259	2	-	-	-	-	2
ECU-NADO	Ecuador NADO	277	14	-	-	-	-	14
EGY-NADO	Egypt National Anti-Doping Organization	803	21	3	-	-	-	18
EOKAN	HADA - Hellenic Antidoping Agency	1,410	8	1	1	-	-	6
ESP-NADO	Spanish Commission for the Fight Against Doping in Sports (CELAD)	3,357	44	4	2	6	9	23
ETH-ADA	Ethiopian Anti-doping Authority	431	2	-	-	-	-	2
FINCIS	Finnish Center for Integrity in Sports	2,416	8	2	-	-	-	6
GEO-NADO	Georgian Anti-Doping Agency	566	6	-	-	-	-	6
GUA-OAD	Guatemala NADO	243	19	-	-	-	-	19
HKG-ADC	Anti-Doping Organization of Hong Kong, China	511	1	-	1	-	-	-

\* As reported in the 2023 Anti-Doping Testing Figures Report, including urine and blood samples in ADAMS excluding ABP samples.



Table 2 - AAF Outcomes by TA Category – NADO\* (continued)

ADAMS Code	TA Name	Total Samples	Total AAFs	Medical Reasons	No Case to Answer	No Sanction	Pending	ADRV
HUNADO	Magyar Antidoping Csoport	1,710	2	-	-	-	-	2
IADO	Indonesia Anti-Doping Organization	604	4	-	-	-	-	4
IND-NADO	National Anti-Doping Agency - India	5,606	211	3	1	-	-	207
IRI-NADO	Iran National Anti-Doping Organization	1,034	25	1	-	-	-	24
ISR-NADO	Israeli National Anti-Doping Agency	478	8	4	-	-	1	3
JADA	Japan Anti-Doping Agency	6,334	14	5	3	-	-	6
JADCO	Jamaica Anti-Doping Commission	587	2	-	-	-	1	1
JADO	Jordan Anti-doping Organization	62	1	-	-	-	1	-
KADA	Korea Anti-Doping Agency	3,578	33	7	5	-	-	21
KAZ-NADO	Kazakhstan National Anti-Doping Organization	2,344	40	1	1	-	-	38
KOS-NOC	KOSOVO OLYMPIC COMMITTEE	79	1	-	-	-	-	1
KSA-NADO	Saudi Arabian antidoping Committee (SAADC)	2,825	26	1	1	-	17	7
KUW-NADO	Kuwait Anti-Doping Agency - KADA	358	10	3	1	-	-	6
LAT-NADO	Latvijas Antidopinga birojs (Antidoping bureau of Latvia)	652	5	-	-	-	-	5
LTU-NADO	Lithuanian Anti-Doping Agency	512	7	-	-	-	-	7
MAD-NOC	Comité Olympique Malgache	20	1	-	-	-	-	1
MEX-NADO	COMITE NACIONAL ANTIDOPAJE MEXICO	3,289	19	2	-	-	-	17
MGL-NADO	Mongolian National Anti-Doping Agency (MONADA)	211	8	-	-	-	4	4
NADA	German National Anti-Doping Agency	15,145	53	18	7	-	-	28
NADA Austria	National Anti-Doping Agency Austria GmbH	2,067	7	3	2	-	-	2
NADC Ukraine	National Anti-doping Center of Ukraine	1,395	19	-	-	-	-	19
NADC-KG	National Anti-Doping Organization Center of Kyrgyz Republic	80	4	-	-	-	-	4
NADO Belize	National Anti-Doping Organization of Belize	29	2	1	-	-	-	1
NADO ITALIA	NADO Italia	8,826	80	9	10	-	-	61
NADO Moldova	National Antidoping Agency of the Republic of Moldova	131	5	-	-	-	-	5
NADOF	NADO Flanders	1,666	22	8	-	-	1	13
NEP-NADO	Nepal Olympic Committee	8	4	-	-	-	4	-
NGR-NADO	Nigeria National Anti-Doping Committee	380	6	-	-	-	-	6
NOC-IRAQ	National Olympic Committee of Iraq	42	1	-	-	-	-	1
ONAD-CV	National Anti-Doping Organization of Cape Verde	153	3	-	-	-	-	3
PAN-NADO	Organizacion Nacional Antidopaje de Panama	244	5	1	-	-	-	4

\* As reported in the 2023 Anti-Doping Testing Figures Report, including urine and blood samples in ADAMS excluding ABP samples.

**Table 2 - AAF Outcomes by TA Category – NADO\* (continued)**

ADAMS Code	TA Name	Total Samples	Total AAFs	Medical Reasons	No Case to Answer	No Sanction	Pending	ADRV
PAR-NADO	Anti-Doping Paraguay	915	12	-	-	-	-	12
POLADA	Polish Anti-Doping Agency	2,365	22	-	1	-	-	21
PUR-NADO	Puerto Rico Anti-Doping Organization	297	10	-	-	-	-	10
QADC	Qatar Antidoping Agency	683	9	1	-	-	2	6
RDOM-NADO	Dominican Republic NADO	385	8	-	-	-	-	8
RUSADA	Russian National Anti-Doping Organization	10,395	99	1	2	-	1	95
SADA	Slovak Anti-Doping Agency	314	5	-	-	1	-	4
SAIDS	South African Institute for Drug-Free Sport	2,094	52	14	-	-	-	38
SEN-NADO	Organisation nationale antidopage du Senegal	30	1	-	-	-	-	1
SEY-NADO	Seychelles Anti-Doping Commission (SADC)	18	5	-	-	-	-	5
SI	Sport Ireland	1,491	7	4	1	-	1	1
SIA	Sport Integrity Australia	4,310	15	6	-	-	1	8
SICNZ	Integrity Sport and Recreation Commission (ex DFSNZ)	1,373	11	2	2	-	-	7
SLOADO	Slovenian Antidoping Organization	582	5	-	1	-	1	3
SRI-NADO	Sri Lanka Anti Doping Agency	120	5	1	-	-	-	4
SSI	Swiss Sport Integrity	3,329	11	6	-	-	-	5
TADC	Turkish Anti Doping Commission	1,310	12	-	-	-	-	12
TJK-NADO	National Olympic Committee of the Republic of Tajikistan	26	1	-	-	-	-	1
TKM-NADO	National Anti-Doping Agency of Turkmenistan (NADAT)	64	3	-	-	-	-	3
TOG-NOC	COMITÉ NATIONAL OLYMPIQUE DU TOGO	11	2	-	-	-	-	2
UAE-NADO	United Arab Emirates National Anti-Doping Agency	303	5	-	-	-	1	4
UKAD	UK Anti-Doping	8,022	31	1	4	-	1	25
URU-NADO	Anti-Doping Uruguay	142	1	-	-	-	1	-
USADA	United States Anti-Doping Agency	6,799	66	25	14	-	-	27
UZNADA	National Anti-Doping Agency of Uzbekistan	346	10	2	-	-	-	8
VEN-NADO	Comisión Nacional Antidopaje y Sustancias Nocivas a la Salud	62	2	-	-	-	-	2
<b>Grand Total</b>		<b>202,210</b>	<b>1,810</b>	<b>253</b>	<b>108</b>	<b>8</b>	<b>74</b>	<b>1,367</b>

\* As reported in the 2023 Anti-Doping Testing Figures Report, including urine and blood samples in ADAMS excluding ABP samples.

Table 3 - AAF Outcomes by TA Category - ASOIF Ifs\*

ADAMS Code	TA Name	Total Samples	Total AAFs	Medical Reasons	No Case to Answer	No Sanction	Pending	ADRV
BWF	Badminton World Federation	1,330	1	-	1	-	-	-
FEI	Fédération Equestre Internationale	622	9	7	-	-	-	2
FIBA	Fédération Internationale de Basketball	928	2	-	-	-	-	2
FIE	Fédération Internationale d'Esclime	456	1	1	-	-	-	-
FIFA	Fédération Internationale de Football Association	9,973	28	9	2	-	1	16
FIG	International Gymnastics Federation	967	3	2	-	-	-	1
FIH	International Hockey Federation	259	1	1	-	-	-	-
FISA	World Rowing	479	4	-	1	-	-	3
FIVB	International Volleyball Federation	541	2	-	-	-	1	1
ICF	International Canoe Federation	443	5	1	3	-	1	-
IFSC	International Federation of Sport Climbing	229	2	-	1	-	-	1
IHF	International Handball Federation	1,167	2	2	-	-	-	-
IJF	International Judo Federation	788	6	1	-	-	-	5
ITF	International Tennis Federation	6,337	7	2	1	-	1	3
IWF	International Weightlifting Federation	3,215	29	3	-	-	3	23
UCI	International Cycling Union	9,388	17	9	1	-	-	7
UWW	United World Wrestling	1,236	5	1	-	-	-	4
WA	World Archery Federation	272	1	-	-	-	-	1
World Aquatics	World Aquatics	4,220	2	2	-	-	-	-
World Athletics - AIU	World Athletics - Athletics Integrity Unit	9,891	52	4	-	-	2	46
World Rugby	World Rugby	2,821	5	2	-	-	1	2
World Triathlon	World Triathlon	1,592	6	4	1	-	-	1
WT	World Taekwondo	850	9	2	-	-	-	7
Grand Total		58,004	199	53	11	-	10	125

\* As reported in the 2023 Anti-Doping Testing Figures Report, including urine and blood samples in ADAMS excluding ABP samples.

Table 4 - AAF Outcomes by TA Category - Other Code Signatories\*

ADAMS Code	TA Name	Total Samples	Total AAFs	Medical Reasons	No Case to Answer	No Sanction	Pending	ADRV
ACNOA	Association of National Olympic Committees of Africa	118	3	-	-	-	-	3
APC	Asian Paralympic Committee	806	2	-	-	-	-	2
CCS	Centro Caribe Sport	690	5	-	-	-	3	2
CIJF	Comité International des Jeux de la Francophonie	103	2	-	-	-	1	1
CISM	International Military Sports Council	151	3	-	-	-	1	2

\* As reported in the 2023 Anti-Doping Testing Figures Report, including urine and blood samples in ADAMS excluding ABP samples.

Table 4 - AAF Outcomes by TA Category - Other Code Signatories\* (continued)

ADAMS Code	TA Name	Total Samples	Total AAFs	Medical Reasons	No Case to Answer	No Sanction	Pending	ADRV
EOC	European Olympic Committee	1,522	1	-	-	-	-	1
FISU	International University Sports Federation	787	9	5	-	-	-	4
IBSA	International Blind Sport Federation	313	11	1	5	-	-	5
IKA	International Kurash Association	94	9	-	-	-	1	8
IMMAF	International Mixed Martial Arts Federation	147	9	-	-	-	-	9
IPC	International Paralympic Committee	2,299	23	7	3	-	1	12
IRONMAN	IRONMAN (IRONMAN Group/WTC)	508	4	2	-	-	-	2
OCA	Olympic Council of Asia	2,029	18	1	1	-	1	15
PASO	Pan American Sports Organization	1,835	11	2	2	-	1	6
PGC	Pacific Games Council	305	2	-	-	-	2	-
SportAccord	SportAccord	157	3	-	-	-	-	3
UANOC	UNION OF ARAB NATIONAL OLYMPIC COMMITTEES	217	1	-	-	-	-	1
VIRTUS	International Sports Federation for Athletes with an Intellectual Impairment	35	1	1	-	-	-	-
WAS	World Abilitysport	104	2	1	-	-	-	1
WPV	World ParaVolley	75	1	-	-	-	-	1
WWR	World Wheelchair Rugby	37	1	1	-	-	-	-
Grand Total		12,332	121	21	11	-	11	78

\* As reported in the 2023 Anti-Doping Testing Figures Report, including urine and blood samples in ADAMS excluding ABP samples.

Table 5 - AAF Outcomes by TA Category - AIMS Ifs\*

ADAMS Code	TA Name	Total Samples	Total AAFs	Medical Reasons	No Case to Answer	No Sanction	Pending	ADRV
CIPS	World Sport Angling Confederation	13	1	-	-	-	1	-
FITEQ	Fédération Internationale de Teqball	65	1	-	-	-	-	1
FMJD	FEDERATION MONDIALE DE JEU DE DAMES	9	2	1	-	-	1	-
IDBF	International Dragon Boat Federation	23	1	-	1	-	-	-
IFBB	International Fitness and Bodybuilding Federation	194	49	-	-	-	49	-
IPF	International Powerlifting Federation	812	48	3	2	-	2	41
JJIF	Ju Jitsu International Federation	294	5	-	-	-	1	4
WAF	World Armwrestling Federation	84	9	-	-	-	1	8
Grand Total		1,494	116	4	3	-	55	54

\* As reported in the 2023 Anti-Doping Testing Figures Report, including urine and blood samples in ADAMS excluding ABP samples.

Table 6 - AAF Outcomes by TA Category - ARISF Ifs\*

ADAMS Code	TA Name	Total Samples	Total AAFs	Medical Reasons	No Case to Answer	No Sanction	Pending	ADRV
CMAS	World Underwater Federation	145	3	1	-	-	1	1
FIAS	International SAMBO Federation	190	3	-	-	-	-	3
FIB	Federation of International Bandy	50	2	-	-	-	-	2
FIM	International Motorcycling Federation	248	3	1	-	-	-	2
FMBP	World Pétanque and Bowls Federation - WPBF	17	1	-	-	-	1	-
ICU	International Cheer Union	49	1	-	-	-	1	-
IFAF	International Federation of American Football	94	1	-	-	-	1	-
IFMA	International Federation of Muaythai Associations	90	1	-	-	-	-	1
IRF	International Racquetball Federation	22	1	-	-	-	1	-
IWUF	International Wushu Federation	124	5	-	-	-	-	5
IWWF	International Waterski & Wakeboard Federation	115	4	1	-	-	1	2
UIAA	Union Internationale des Associations d'alpinisme	30	1	1	-	-	-	-
UIM	Union Internationale Motonautique	34	1	-	-	-	1	-
WAKO	World Association of Kickboxing Organizations	55	2	-	-	-	-	2
WBF	World Bridge Federation	14	1	1	-	-	-	-
WBSC	World Baseball Softball Confederation	425	10	5	-	-	-	5
WKF	World Karate Federation	105	1	-	-	-	-	1
WL	World Lacrosse	104	3	-	-	-	-	3
Grand Total		1,911	44	10	-	-	7	27

\* As reported in the 2023 Anti-Doping Testing Figures Report, including urine and blood samples in ADAMS excluding ABP samples.

Table 7 - AAF Outcomes by TA Category - WOF Ifs\*

ADAMS Code	TA Name	Total Samples	Total AAFs	Medical Reasons	No Case to Answer	No Sanction	Pending	ADRV
FIS	International Ski and Snowboard Federation	2,845	4	-	-	-	4	-
IBSF	International Bobsleigh and Skeleton Federation	415	1	1	-	-	-	-
IIHF	International Ice Hockey Federation	578	1	-	-	-	-	1
ISU	International Skating Union	980	3	2	-	-	-	1
WCF	World Curling	107	1	1	-	-	-	-
Grand Total		4,925	10	4	-	-	4	2

\* As reported in the 2023 Anti-Doping Testing Figures Report, including urine and blood samples in ADAMS excluding ABP samples.

---

# Section 3

## Outcomes of 2023 Analytical ADRVs

---

Table 1 - Total analytical ADRVs\* from Athletes by Sport Category

		Urine				Blood				
		Out-Of-Competition		In-Competition		Out-Of-Competition		In-Competition		
Ranking by Total ADRVs	Sport - Nationality	M	F	M	F	M	F	M	F	Total Analytical ADRV***
1	ASOIF	169	84	552	195	16	5	3	1	1,025
2	AIMS	43	5	153	55	-	-	-	-	256
3	ARISF	15	4	107	22	-	-	1	-	149
4	OTHER-CS**	12	1	46	13	1	-	-	-	73
5	IPC	14	8	22	7	-	-	-	-	51
6	IMPAIRED	13	4	15	5	-	-	-	-	37
7	WOF	3	2	21	7	-	-	-	-	33
8	ADO Specific-CS	4	-	17	2	-	-	-	-	23
9	OTHER-CSU**	1	-	-	2	-	-	-	-	3
	Grand Total	274	108	933	308	17	5	4	1	1,650

\*Based on each AAF or violation, which may not be the same as the number of decisions rendered. A decision may refer to multiple AAFs from the same athlete. Conversely, one AAF or several AAFs treated as one single ADRV may give rise to several decisions (first instance, appeal, CAS).  
\*\* Sports associated with organizations that are not included in the categories explicitly listed in this table and whom are not Code Signatories.  
\*\*\* Not figured in this table: 4 Dried Blood Spot ADRV.

Table 2 - Total analytical ADRVs from Athletes - ASOIF Sports by Nationality\*

		Urine				Blood				
		Out-Of-Competition		In-Competition		Out-Of-Competition		In-Competition		
Ranking by Total ADRVs	Sport - Nationality	M	F	M	F	M	F	M	F	Total Analytical ADRV
10	Aquatics	1	1	17	8	-	-	-	-	27
	Belarus	-	-	1	-	-	-	-	-	1
	Brazil	-	-	1	-	-	-	-	-	1
	China	-	-	1	-	-	-	-	-	1
	India	-	-	1	2	-	-	-	-	3
	Italy	-	-	3	-	-	-	-	-	3
	Kazakhstan	-	-	1	-	-	-	-	-	1
	Korea	-	-	1	-	-	-	-	-	1
	Mexico	-	-	-	1	-	-	-	-	1
	Paraguay	-	-	1	-	-	-	-	-	1
	Poland	-	-	1	-	-	-	-	-	1
	Russia	-	-	4	3	-	-	-	-	7
	South Africa	-	-	-	1	-	-	-	-	1
	Turkmenistan	1	-	-	-	-	-	-	-	1
	Ukraine	-	-	1	-	-	-	-	-	1

\* As indicated in the decisions received by WADA.

Table 2 - Total analytical ADRVs from Athletes - ASOIF Sports by Nationality\* (continued)

		Urine				Blood				
		Out-Of-Competition		In-Competition		Out-Of-Competition		In-Competition		
Ranking by Total ADRVs	Sport - Nationality	M	F	M	F	M	F	M	F	Total Analytical ADRV
	United States of America	-	-	1	1	-	-	-	-	2
	Uzbekistan	-	1	-	-	-	-	-	-	1
21	Archery	1	-	1	1	-	-	-	-	3
	China	1	-	-	-	-	-	-	-	1
	Korea	-	-	-	1	-	-	-	-	1
	New Zealand	-	-	1	-	-	-	-	-	1
1	Athletics	33	31	108	87	7	3	1	-	270
	Argentina	1	-	-	3	-	-	-	-	4
	Bahamas	-	-	1	-	-	-	-	-	1
	Bahrain	3	-	2	2	-	-	-	-	7
	Belarus	-	1	1	-	-	-	-	-	2
	Botswana	1	-	-	1	-	-	-	-	2
	Brazil	-	-	1	2	-	-	-	-	3
	Canada	-	-	1	-	-	-	-	-	1
	China	1	2	6	7	-	-	-	-	16
	Colombia	-	-	1	-	-	-	1	-	2
	Croatia	-	-	1	-	-	-	-	-	1
	Ethiopia	-	1	3	6	1	1	-	-	12
	France	-	-	2	2	2	-	-	-	6
	Germany	-	2	-	-	-	2	-	-	4
	Hungary	1	-	-	-	-	-	-	-	1
	India	7	8	33	14	1	-	-	-	63
	Iran	-	-	2	-	-	-	-	-	2
	Iraq	-	-	-	1	-	-	-	-	1
	Italy	-	-	2	1	-	-	-	-	3
	Jamaica	1	-	-	-	-	-	-	-	1
	Kazakhstan	-	-	1	-	-	-	-	-	1
	Kenya	8	8	22	25	2	-	-	-	65
	Korea, DPR	-	-	1	-	-	-	-	-	1
	Kuwait	1	-	2	-	-	-	-	-	3
	Latvia	-	-	-	1	-	-	-	-	1
	Lithuania	-	-	-	2	-	-	-	-	2
	Mexico	-	-	-	3	-	-	-	-	3
	Moldova	-	1	-	-	-	-	-	-	1
	Morocco	1	-	2	-	-	-	-	-	3
	Nigeria	-	-	-	1	-	-	-	-	1
	Norway	-	-	1	-	-	-	-	-	1
	Pakistan	-	3	2	1	-	-	-	-	6

\* As indicated in the decisions received by WADA.



Table 2 - Total analytical ADRVs from Athletes - ASOIF Sports by Nationality\* (continued)

		Urine				Blood				
		Out-Of-Competition		In-Competition		Out-Of-Competition		In-Competition		
Ranking by Total ADRVs	Sport - Nationality	M	F	M	F	M	F	M	F	Total Analytical ADRV
	Peru	-	-	-	1	-	-	-	-	1
	Puerto Rico	-	-	-	1	-	-	-	-	1
	Qatar	-	-	1	-	-	-	-	-	1
	Romania	-	1	1	-	-	-	-	-	2
	Russia	-	-	2	1	-	-	-	-	3
	Rwanda	-	-	1	-	-	-	-	-	1
	Saudi Arabia	3	-	2	-	1	-	-	-	6
	South Africa	-	-	7	3	-	-	-	-	10
	Sri Lanka	-	-	-	1	-	-	-	-	1
	Suriname	1	-	-	-	-	-	-	-	1
	Thailand	-	-	1	-	-	-	-	-	1
	Tunisia	-	-	1	-	-	-	-	-	1
	Uganda	-	1	2	2	-	-	-	-	5
	Ukraine	1	-	2	3	-	-	-	-	6
	United Arab Emirates	-	-	1	-	-	-	-	-	1
	United States of America	3	3	-	1	-	-	-	-	7
	Uzbekistan	-	-	-	2	-	-	-	-	2
22	Badminton	1	-	2	-	-	-	-	-	3
	Brunei Darussalam	1	-	-	-	-	-	-	-	1
	Iran	-	-	1	-	-	-	-	-	1
	Latvia	-	-	1	-	-	-	-	-	1
8	Basketball	1	1	38	2	-	-	-	-	42
	Argentina	-	-	3	-	-	-	-	-	3
	Australia	-	-	1	-	-	-	-	-	1
	Austria	-	1	-	-	-	-	-	-	1
	Belgium	1	-	-	-	-	-	-	-	1
	Bosnia and Herzegovina	-	-	1	-	-	-	-	-	1
	Brazil	-	-	4	-	-	-	-	-	4
	Chile	-	-	2	-	-	-	-	-	2
	Colombia	-	-	1	-	-	-	-	-	1
	Finland	-	-	-	1	-	-	-	-	1
	France	-	-	4	-	-	-	-	-	4
	Germany	-	-	1	-	-	-	-	-	1
	Greece	-	-	2	-	-	-	-	-	2
	Iran	-	-	1	-	-	-	-	-	1
	Jordan	-	-	1	-	-	-	-	-	1
	Kenya	-	-	1	-	-	-	-	-	1
	Kosovo	-	-	1	-	-	-	-	-	1

\* As indicated in the decisions received by WADA.

Table 2 - Total analytical ADRVs from Athletes - ASOIF Sports by Nationality\* (continued)

		Urine				Blood				
		Out-Of-Competition		In-Competition		Out-Of-Competition		In-Competition		
Ranking by Total ADRVs	Sport - Nationality	M	F	M	F	M	F	M	F	Total Analytical ADRV
	Nigeria	-	-	1	-	-	-	-	-	1
	Norway	-	-	3	-	-	-	-	-	3
	Philippines	-	-	1	-	-	-	-	-	1
	Qatar	-	-	-	1	-	-	-	-	1
	Russia	-	-	1	-	-	-	-	-	1
	Spain	-	-	1	-	-	-	-	-	1
	Thailand	-	-	2	-	-	-	-	-	2
	Tunisia	-	-	1	-	-	-	-	-	1
	United States of America	-	-	5	-	-	-	-	-	5
6	Boxing	12	5	34	6	-	-	-	-	57
	Afghanistan	1	-	-	-	-	-	-	-	1
	Armenia	-	-	1	-	-	-	-	-	1
	Azerbaijan	-	-	3	-	-	-	-	-	3
	Belarus	-	-	-	1	-	-	-	-	1
	Bosnia and Herzegovina	-	-	3	-	-	-	-	-	3
	China	-	-	1	-	-	-	-	-	1
	Colombia	1	-	-	-	-	-	-	-	1
	Costa Rica	-	-	2	1	-	-	-	-	3
	Croatia	-	-	1	-	-	-	-	-	1
	Denmark	1	-	-	-	-	-	-	-	1
	Dominican Republic	-	2	-	-	-	-	-	-	2
	Egypt	1	1	-	-	-	-	-	-	2
	France	-	-	3	-	-	-	-	-	3
	Hungary	1	-	-	-	-	-	-	-	1
	India	1	-	6	2	-	-	-	-	9
	Iran	-	-	1	-	-	-	-	-	1
	Italy	-	2	2	-	-	-	-	-	4
	Kazakhstan	3	-	-	-	-	-	-	-	3
	Kuwait	-	-	1	-	-	-	-	-	1
	Latvia	1	-	-	-	-	-	-	-	1
	Mongolia	-	-	1	-	-	-	-	-	1
	Nigeria	-	-	1	-	-	-	-	-	1
	Poland	-	-	-	1	-	-	-	-	1
	Puerto Rico	-	-	1	-	-	-	-	-	1
	Romania	-	-	1	-	-	-	-	-	1
	Russia	1	-	2	-	-	-	-	-	3
	Spain	-	-	1	-	-	-	-	-	1
	Sweden	1	-	-	-	-	-	-	-	1

\* As indicated in the decisions received by WADA.

Table 2 - Total analytical ADRVs from Athletes - ASOIF Sports by Nationality\* (continued)

		Urine				Blood				
		Out-Of-Competition		In-Competition		Out-Of-Competition		In-Competition		
Ranking by Total ADRVs	Sport - Nationality	M	F	M	F	M	F	M	F	Total Analytical ADRV
	Thailand	-	-	2	-	-	-	-	-	2
	Türkiye	-	-	-	1	-	-	-	-	1
	United States of America	-	-	1	-	-	-	-	-	1
11	Canoe	5	2	7	2	-	-	-	-	16
	Croatia	-	2	-	-	-	-	-	-	2
	Germany	-	-	1	-	-	-	-	-	1
	India	2	-	1	-	-	-	-	-	3
	Kazakhstan	-	-	-	1	-	-	-	-	1
	Kuwait	1	-	-	-	-	-	-	-	1
	Mexico	-	-	1	-	-	-	-	-	1
	Russia	-	-	2	-	-	-	-	-	2
	Spain	1	-	2	-	-	-	-	-	3
	Ukraine	1	-	-	-	-	-	-	-	1
	Uzbekistan	-	-	-	1	-	-	-	-	1
3	Cycling	22	5	70	11	6	2	2	1	119
	Algeria	-	-	1	-	-	-	-	-	1
	Argentina	1	-	2	-	1	-	-	-	4
	Azerbaijan	1	-	-	-	-	-	-	-	1
	Belgium	-	-	1	1	-	-	-	-	2
	Belize	-	-	-	1	-	-	-	-	1
	Brazil	-	-	2	-	-	-	-	-	2
	Bulgaria	-	-	2	-	-	-	1	-	3
	Burkina Faso	1	-	-	-	-	-	-	-	1
	Chile	1	-	1	-	-	-	-	-	2
	China	-	1	-	-	-	-	-	-	1
	Colombia	1	-	1	-	1	-	-	1	4
	Costa Rica	-	-	1	-	-	-	1	-	2
	Côte d'Ivoire	1	-	-	-	-	-	-	-	1
	Dominican Republic	-	-	2	-	1	-	-	-	3
	Ecuador	5	-	3	-	1	-	-	-	9
	France	-	-	3	-	-	-	-	-	3
	Germany	1	-	4	-	-	-	-	-	5
	Greece	-	-	1	-	-	-	-	-	1
	India	-	-	4	1	-	-	-	-	5
	Indonesia	-	-	1	-	-	-	-	-	1
	Iran	-	-	2	-	-	-	-	-	2
	Italy	4	1	17	1	-	1	-	-	24
	Japan	-	-	1	1	-	-	-	-	2

\* As indicated in the decisions received by WADA.

Table 2 - Total analytical ADRVs from Athletes - ASOIF Sports by Nationality\* (continued)

		Urine				Blood				
		Out-Of-Competition		In-Competition		Out-Of-Competition		In-Competition		
Ranking by Total ADRVs	Sport - Nationality	M	F	M	F	M	F	M	F	Total Analytical ADRV
	Mexico	-	-	-	1	-	-	-	-	1
	Netherlands	1	-	-	-	-	-	-	-	1
	Norway	-	-	1	-	-	-	-	-	1
	Philippines	-	1	-	-	-	1	-	-	2
	Portugal	-	-	1	1	-	-	-	-	2
	Puerto Rico	-	-	1	-	-	-	-	-	1
	Qatar	1	-	-	-	1	-	-	-	2
	Russia	-	1	-	1	-	-	-	-	2
	Saudi Arabia	-	-	1	-	-	-	-	-	1
	South Africa	-	-	6	1	-	-	-	-	7
	Spain	1	-	7	1	1	-	-	-	10
	Sri Lanka	-	-	1	-	-	-	-	-	1
	Togo	2	-	-	-	-	-	-	-	2
	United Kingdom	-	1	-	-	-	-	-	-	1
	United States of America	1	-	1	1	-	-	-	-	3
	Uzbekistan	-	-	1	-	-	-	-	-	1
	Venezuela	-	-	1	-	-	-	-	-	1
26	Equestrian	-	-	1	-	-	-	-	-	1
	Qatar	-	-	1	-	-	-	-	-	1
23	Fencing	-	-	1	1	-	-	-	-	2
	India	-	-	1	1	-	-	-	-	2
18	Field Hockey	3	-	2	-	-	-	-	-	5
	France	-	-	1	-	-	-	-	-	1
	India	1	-	-	-	-	-	-	-	1
	Japan	1	-	-	-	-	-	-	-	1
	Trinidad and Tobago	1	-	-	-	-	-	-	-	1
	United States of America	-	-	1	-	-	-	-	-	1
5	Football	5	-	53	2	-	-	-	-	60
	Argentina	-	-	1	-	-	-	-	-	1
	Belgium	-	-	3	-	-	-	-	-	3
	Bolivia	-	-	1	-	-	-	-	-	1
	Bosnia and Herzegovina	1	-	-	-	-	-	-	-	1
	Brazil	-	-	5	-	-	-	-	-	5
	Canada	1	-	1	-	-	-	-	-	2
	Colombia	-	-	2	-	-	-	-	-	2
	Costa Rica	-	-	1	1	-	-	-	-	2
	Egypt	-	-	1	-	-	-	-	-	1
	France	-	-	3	-	-	-	-	-	3

\* As indicated in the decisions received by WADA.

Table 2 - Total analytical ADRVs from Athletes - ASOIF Sports by Nationality\* (continued)

		Urine				Blood				
		Out-Of-Competition		In-Competition		Out-Of-Competition		In-Competition		
Ranking by Total ADRVs	Sport - Nationality	M	F	M	F	M	F	M	F	Total Analytical ADRV
	Indonesia	-	-	1	-	-	-	-	-	1
	Iran	-	-	2	-	-	-	-	-	2
	Italy	-	-	1	-	-	-	-	-	1
	Malta	-	-	1	-	-	-	-	-	1
	Mexico	1	-	-	-	-	-	-	-	1
	Netherlands	-	-	1	-	-	-	-	-	1
	New Zealand	-	-	1	-	-	-	-	-	1
	Norway	-	-	8	-	-	-	-	-	8
	Panama	-	-	1	-	-	-	-	-	1
	Paraguay	1	-	5	-	-	-	-	-	6
	Poland	-	-	1	-	-	-	-	-	1
	Portugal	-	-	2	-	-	-	-	-	2
	Russia	-	-	1	-	-	-	-	-	1
	Saudi Arabia	-	-	4	1	-	-	-	-	5
	Slovenia	-	-	2	-	-	-	-	-	2
	South Africa	-	-	1	-	-	-	-	-	1
	Tajikistan	1	-	-	-	-	-	-	-	1
	Tunisia	-	-	1	-	-	-	-	-	1
	Uzbekistan	-	-	1	-	-	-	-	-	1
	Venezuela	-	-	1	-	-	-	-	-	1
24	Golf	-	-	2	-	-	-	-	-	2
	Belgium	-	-	1	-	-	-	-	-	1
	Italy	-	-	1	-	-	-	-	-	1
19	Gymnastics	1	2	-	2	-	-	-	-	5
	Brazil	-	1	-	-	-	-	-	-	1
	China	-	1	-	-	-	-	-	-	1
	Guatemala	1	-	-	-	-	-	-	-	1
	Russia	-	-	-	1	-	-	-	-	1
	Vietnam	-	-	-	1	-	-	-	-	1
17	Handball	-	-	7	2	-	-	-	-	9
	Algeria	-	-	1	-	-	-	-	-	1
	Cape Verde	-	-	1	-	-	-	-	-	1
	Greece	-	-	1	-	-	-	-	-	1
	Italy	-	-	-	1	-	-	-	-	1
	Kenya	-	-	-	1	-	-	-	-	1
	Morocco	-	-	1	-	-	-	-	-	1
	Paraguay	-	-	1	-	-	-	-	-	1
	Poland	-	-	1	-	-	-	-	-	1

\* As indicated in the decisions received by WADA.

Table 2 - Total analytical ADRVs from Athletes - ASOIF Sports by Nationality\* (continued)

		Urine				Blood				
		Out-Of-Competition		In-Competition		Out-Of-Competition		In-Competition		
Ranking by Total ADRVs	Sport - Nationality	M	F	M	F	M	F	M	F	Total Analytical ADRV
	Romania	-	-	1	-	-	-	-	-	1
9	Judo	10	2	15	6	-	-	-	-	33
	Algeria	1	-	1	-	-	-	-	-	2
	Angola	-	-	-	1	-	-	-	-	1
	Bosnia and Herzegovina	-	-	1	-	-	-	-	-	1
	Brazil	-	-	1	-	-	-	-	-	1
	Canada	-	-	1	-	-	-	-	-	1
	Chile	-	-	1	-	-	-	-	-	1
	Congo, Democratic Republic	-	-	1	-	-	-	-	-	1
	Costa Rica	-	-	-	1	-	-	-	-	1
	Georgia	3	-	1	-	-	-	-	-	4
	Germany	-	-	1	-	-	-	-	-	1
	India	3	-	4	-	-	-	-	-	7
	Iran	1	-	-	-	-	-	-	-	1
	Kazakhstan	-	-	1	-	-	-	-	-	1
	Korea	-	-	1	-	-	-	-	-	1
	Korea, DPR	-	1	-	-	-	-	-	-	1
	Mexico	-	-	-	1	-	-	-	-	1
	Puerto Rico	-	1	-	1	-	-	-	-	2
	Russia	-	-	1	1	-	-	-	-	2
	Thailand	-	-	-	1	-	-	-	-	1
	Turkmenistan	2	-	-	-	-	-	-	-	2
14	Rowing	-	-	10	2	-	-	-	-	12
	Brazil	-	-	1	-	-	-	-	-	1
	India	-	-	3	-	-	-	-	-	3
	Mexico	-	-	-	1	-	-	-	-	1
	Russia	-	-	2	1	-	-	-	-	3
	Spain	-	-	1	-	-	-	-	-	1
	Ukraine	-	-	1	-	-	-	-	-	1
	United States of America	-	-	1	-	-	-	-	-	1
	Uzbekistan	-	-	1	-	-	-	-	-	1
7	Rugby Union	11	-	35	1	1	-	-	-	48
	Argentina	-	-	1	-	-	-	-	-	1
	Botswana	-	-	1	-	-	-	-	-	1
	France	1	-	12	-	-	-	-	-	13
	Germany	-	-	1	-	-	-	-	-	1
	Italy	1	-	-	-	-	-	-	-	1

\* As indicated in the decisions received by WADA.

Table 2 - Total analytical ADRVs from Athletes - ASOIF Sports by Nationality\* (continued)

		Urine				Blood				
		Out-Of-Competition		In-Competition		Out-Of-Competition		In-Competition		
Ranking by Total ADRVs	Sport - Nationality	M	F	M	F	M	F	M	F	Total Analytical ADRV
	Monaco	1	-	-	-	-	-	-	-	1
	New Zealand	-	-	1	-	-	-	-	-	1
	Norway	-	-	1	-	-	-	-	-	1
	Paraguay	-	-	5	1	-	-	-	-	6
	Poland	-	-	2	-	-	-	-	-	2
	Portugal	1	-	-	-	-	-	-	-	1
	Romania	-	-	1	-	-	-	-	-	1
	Russia	-	-	4	-	-	-	-	-	4
	Samoa	1	-	-	-	-	-	-	-	1
	South Africa	1	-	1	-	-	-	-	-	2
	Sweden	-	-	1	-	-	-	-	-	1
	Uganda	-	-	1	-	-	-	-	-	1
	United Kingdom	5	-	2	-	1	-	-	-	8
	Uruguay	-	-	1	-	-	-	-	-	1
27	Sailing	-	1	-	-	-	-	-	-	1
	Russia	-	1	-	-	-	-	-	-	1
16	Shooting	-	-	5	5	-	-	-	-	10
	Albania	-	-	-	2	-	-	-	-	2
	Canada	-	-	1	-	-	-	-	-	1
	India	-	-	3	-	-	-	-	-	3
	Iran	-	-	-	1	-	-	-	-	1
	Poland	-	-	1	-	-	-	-	-	1
	Qatar	-	-	-	2	-	-	-	-	2
25	Table Tennis	-	-	2	-	-	-	-	-	2
	Romania	-	-	1	-	-	-	-	-	1
	South Africa	-	-	1	-	-	-	-	-	1
12	Taekwondo	-	1	9	6	-	-	-	-	16
	Azerbaijan	-	-	-	1	-	-	-	-	1
	Brazil	-	-	1	-	-	-	-	-	1
	China	-	-	-	1	-	-	-	-	1
	Colombia	-	-	-	2	-	-	-	-	2
	Croatia	-	-	1	-	-	-	-	-	1
	Egypt	-	-	-	1	-	-	-	-	1
	Germany	-	-	1	-	-	-	-	-	1
	Iran	-	-	3	-	-	-	-	-	3
	Norway	-	-	2	-	-	-	-	-	2
	Russia	-	1	-	1	-	-	-	-	2
	Thailand	-	-	1	-	-	-	-	-	1

\* As indicated in the decisions received by WADA.

Table 2 - Total analytical ADRVs from Athletes - ASOIF Sports by Nationality\* (continued)

		Urine				Blood				
		Out-Of-Competition		In-Competition		Out-Of-Competition		In-Competition		
Ranking by Total ADRVs	Sport - Nationality	M	F	M	F	M	F	M	F	Total Analytical ADRV
20	Tennis	-	-	4	1	-	-	-	-	5
	Brazil	-	-	1	-	-	-	-	-	1
	Italy	-	-	1	-	-	-	-	-	1
	Malta	-	-	1	-	-	-	-	-	1
	Sweden	-	-	-	1	-	-	-	-	1
	United States of America	-	-	1	-	-	-	-	-	1
15	Triathlon	4	-	5	-	2	-	-	-	11
	Algeria	1	-	1	-	-	-	-	-	2
	Argentina	1	-	-	-	1	-	-	-	2
	Austria	-	-	1	-	-	-	-	-	1
	Guatemala	1	-	-	-	-	-	-	-	1
	India	-	-	1	-	1	-	-	-	2
	Iraq	-	-	1	-	-	-	-	-	1
	Italy	1	-	-	-	-	-	-	-	1
	Ukraine	-	-	1	-	-	-	-	-	1
13	Volleyball	1	-	10	4	-	-	-	-	15
	Belgium	-	-	-	1	-	-	-	-	1
	Costa Rica	-	-	1	-	-	-	-	-	1
	Greece	-	-	-	1	-	-	-	-	1
	Honduras	-	-	-	1	-	-	-	-	1
	India	-	-	3	-	-	-	-	-	3
	Italy	-	-	1	-	-	-	-	-	1
	Malta	-	-	-	1	-	-	-	-	1
	Mexico	-	-	1	-	-	-	-	-	1
	Puerto Rico	-	-	1	-	-	-	-	-	1
	Russia	-	-	1	-	-	-	-	-	1
	Switzerland	-	-	1	-	-	-	-	-	1
	Ukraine	-	-	1	-	-	-	-	-	1
	United Arab Emirates	1	-	-	-	-	-	-	-	1
2	Weightlifting	42	29	71	40	-	-	-	-	182
	Albania	1	-	2	-	-	-	-	-	3
	Australia	1	-	-	1	-	-	-	-	2
	Azerbaijan	-	1	-	-	-	-	-	-	1
	Brazil	-	-	7	1	-	-	-	-	8
	Bulgaria	1	-	-	-	-	-	-	-	1
	Canada	1	-	-	-	-	-	-	-	1
	Cape Verde	-	-	-	1	-	-	-	-	1
	Colombia	1	-	2	-	-	-	-	-	3

\* As indicated in the decisions received by WADA.



Table 2 - Total analytical ADRVs from Athletes - ASOIF Sports by Nationality\* (continued)

		Urine				Blood				
		Out-Of-Competition		In-Competition		Out-Of-Competition		In-Competition		
Ranking by Total ADRVs	Sport - Nationality	M	F	M	F	M	F	M	F	Total Analytical ADRV
	Croatia	1	-	1	1	-	-	-	-	3
	Dominican Republic	-	1	-	-	-	-	-	-	1
	Ecuador	1	1	1	2	-	-	-	-	5
	Egypt	-	-	3	5	-	-	-	-	8
	France	-	-	1	2	-	-	-	-	3
	Georgia	2	-	-	-	-	-	-	-	2
	Germany	-	-	1	-	-	-	-	-	1
	Greece	-	-	2	1	-	-	-	-	3
	Guatemala	1	-	-	-	-	-	-	-	1
	India	8	4	16	9	-	-	-	-	37
	Iran	2	1	-	-	-	-	-	-	3
	Italy	2	-	1	-	-	-	-	-	3
	Kazakhstan	8	7	11	6	-	-	-	-	32
	Kuwait	-	-	2	-	-	-	-	-	2
	Kyrgyzstan	-	-	1	-	-	-	-	-	1
	Mexico	-	-	1	-	-	-	-	-	1
	Moldova	-	-	1	-	-	-	-	-	1
	Mongolia	-	1	-	-	-	-	-	-	1
	Morocco	1	-	-	-	-	-	-	-	1
	Norway	1	1	-	-	-	-	-	-	2
	Pakistan	-	-	1	-	-	-	-	-	1
	Paraguay	1	-	-	-	-	-	-	-	1
	Puerto Rico	-	-	1	-	-	-	-	-	1
	Russia	3	-	4	5	-	-	-	-	12
	Seychelles	1	4	-	1	-	-	-	-	6
	South Africa	1	-	1	-	-	-	-	-	2
	Spain	-	-	1	1	-	-	-	-	2
	Sri Lanka	1	-	-	-	-	-	-	-	1
	Tunisia	-	1	-	-	-	-	-	-	1
	Türkiye	2	-	4	1	-	-	-	-	7
	Türkmenistan	1	3	1	-	-	-	-	-	5
	Ukraine	-	2	2	-	-	-	-	-	4
	United States of America	-	2	2	3	-	-	-	-	7
	Uzbekistan	-	-	1	-	-	-	-	-	1
4	Wrestling	16	4	43	6	-	-	-	-	69
	Algeria	1	1	2	-	-	-	-	-	4
	Azerbaijan	-	-	1	-	-	-	-	-	1
	Bulgaria	-	-	1	-	-	-	-	-	1

\* As indicated in the decisions received by WADA.

Table 2 - Total analytical ADRVs from Athletes - ASOIF Sports by Nationality\* (continued)

		Urine				Blood				
		Out-Of-Competition		In-Competition		Out-Of-Competition		In-Competition		
Ranking by Total ADRVs	Sport - Nationality	M	F	M	F	M	F	M	F	Total Analytical ADRV
	Canada	-	-	1	-	-	-	-	-	1
	China	1	-	-	-	-	-	-	-	1
	Colombia	-	-	-	1	-	-	-	-	1
	Denmark	-	-	2	-	-	-	-	-	2
	Georgia	2	-	-	-	-	-	-	-	2
	India	1	1	7	2	-	-	-	-	11
	Iran	1	-	3	-	-	-	-	-	4
	Kazakhstan	1	-	-	2	-	-	-	-	3
	Kyrgyzstan	-	-	5	-	-	-	-	-	5
	Mexico	-	-	1	-	-	-	-	-	1
	Mongolia	2	-	1	-	-	-	-	-	3
	Morocco	-	-	1	-	-	-	-	-	1
	Nigeria	-	-	-	1	-	-	-	-	1
	Norway	-	-	2	-	-	-	-	-	2
	Poland	2	-	2	-	-	-	-	-	4
	Puerto Rico	-	-	1	-	-	-	-	-	1
	Russia	3	-	7	-	-	-	-	-	10
	Spain	-	-	1	-	-	-	-	-	1
	Türkiye	2	-	5	-	-	-	-	-	7
	Ukraine	-	2	-	-	-	-	-	-	2
	Grand Total	169	84	552	195	16	5	3	1	1,025

\* As indicated in the decisions received by WADA.

Table 3 - Total analytical ADRVs from Athletes - AIMS Sports by Nationality\*

		Urine				Blood				
		Out-Of-Competition		In-Competition		Out-Of-Competition		In-Competition		
Ranking by Total ADRVs	Sport - Nationality	M	F	M	F	M	F	M	F	Total Analytical ADRV
3	Arm Wrestling	9	-	9	1	-	-	-	-	19
	Egypt	3	-	-	-	-	-	-	-	3
	Finland	1	-	-	-	-	-	-	-	1
	Georgia	-	-	-	1	-	-	-	-	1
	Germany	-	-	1	-	-	-	-	-	1
	Greece	1	-	-	-	-	-	-	-	1
	Kazakhstan	-	-	2	-	-	-	-	-	2
	Moldova	-	-	1	-	-	-	-	-	1
	Norway	2	-	-	-	-	-	-	-	2
	Romania	-	-	2	-	-	-	-	-	2

\* As indicated in the decisions received by WADA.

Table 3 - Total analytical ADRVs from Athletes - AIMS Sports by Nationality\* (continued)

		Urine				Blood				
		Out-Of-Competition		In-Competition		Out-Of-Competition		In-Competition		
Ranking by Total ADRVs	Sport - Nationality	M	F	M	F	M	F	M	F	Total Analytical ADRV
	Russia	-	-	2	-	-	-	-	-	2
	Tajikistan	1	-	-	-	-	-	-	-	1
	Ukraine	-	-	1	-	-	-	-	-	1
	Uzbekistan	1	-	-	-	-	-	-	-	1
2	Bodybuilding	21	2	61	10	-	-	-	-	94
	Algeria	1	-	4	-	-	-	-	-	5
	Belgium	-	-	2	-	-	-	-	-	2
	Brazil	-	-	-	-	-	-	-	-	-
	Bulgaria	-	-	-	1	-	-	-	-	1
	Cape Verde	-	-	-	1	-	-	-	-	1
	Chinese Taipei	-	-	1	-	-	-	-	-	1
	Ecuador	1	-	-	-	-	-	-	-	1
	Egypt	1	-	-	-	-	-	-	-	1
	Finland	3	-	1	-	-	-	-	-	4
	Guatemala	1	-	9	1	-	-	-	-	11
	India	-	-	4	-	-	-	-	-	4
	Indonesia	1	-	-	-	-	-	-	-	1
	Italy	-	-	-	1	-	-	-	-	1
	Kenya	-	-	2	-	-	-	-	-	2
	Korea	10	-	6	-	-	-	-	-	16
	Mexico	1	1	-	-	-	-	-	-	2
	Mongolia	-	-	1	-	-	-	-	-	1
	Morocco	-	-	1	-	-	-	-	-	1
	Netherlands	-	-	-	1	-	-	-	-	1
	Paraguay	-	-	-	1	-	-	-	-	1
	Romania	-	-	4	1	-	-	-	-	5
	Russia	-	1	7	-	-	-	-	-	8
	Slovakia	-	-	1	2	-	-	-	-	3
	South Africa	-	-	7	-	-	-	-	-	7
	Tanzania	-	-	3	-	-	-	-	-	3
	Thailand	-	-	8	1	-	-	-	-	9
	Tunisia	1	-	-	-	-	-	-	-	1
	Venezuela	1	-	-	-	-	-	-	-	1
6	Darts	-	-	1	-	-	-	-	-	1
	Germany	-	-	1	-	-	-	-	-	1
7	Go	-	-	-	1	-	-	-	-	1
	Korea	-	-	-	1	-	-	-	-	1
4	Ju-Jitsu	2	-	2	3	-	-	-	-	7
	Angola	-	-	1	1	-	-	-	-	2

\* As indicated in the decisions received by WADA.

Table 3 - Total analytical ADRVs from Athletes - AIMS Sports by Nationality\* (continued)

		Urine				Blood				
		Out-Of-Competition		In-Competition		Out-Of-Competition		In-Competition		
Ranking by Total ADRVs	Sport - Nationality	M	F	M	F	M	F	M	F	Total Analytical ADRV
	Brazil	-	-	-	1	-	-	-	-	1
	China	1	-	-	-	-	-	-	-	1
	Colombia	-	-	1	-	-	-	-	-	1
	Norway	1	-	-	-	-	-	-	-	1
	Ukraine	-	-	-	1	-	-	-	-	1
8	Kendo	-	-	-	1	-	-	-	-	1
	Switzerland	-	-	-	1	-	-	-	-	1
1	Powerlifting	11	3	78	37	-	-	-	-	129
	Algeria	2	-	-	-	-	-	-	-	2
	Argentina	1	-	-	-	-	-	-	-	1
	Armenia	-	-	2	-	-	-	-	-	2
	Brazil	-	-	3	-	-	-	-	-	3
	Canada	-	-	2	-	-	-	-	-	2
	Chile	-	-	-	2	-	-	-	-	2
	Colombia	-	-	-	1	-	-	-	-	1
	Denmark	1	-	-	-	-	-	-	-	1
	France	-	1	1	1	-	-	-	-	3
	Germany	-	-	2	1	-	-	-	-	3
	Guatemala	-	1	-	-	-	-	-	-	1
	India	-	-	23	10	-	-	-	-	33
	Iran	-	-	4	-	-	-	-	-	4
	Iraq	-	-	2	-	-	-	-	-	2
	Ireland	-	-	-	1	-	-	-	-	1
	Kazakhstan	-	-	3	-	-	-	-	-	3
	Lebanon	-	-	-	1	-	-	-	-	1
	Libya	-	-	1	-	-	-	-	-	1
	Lithuania	-	-	3	1	-	-	-	-	4
	Mexico	-	-	2	1	-	-	-	-	3
	Monaco	1	-	-	-	-	-	-	-	1
	Mongolia	-	-	-	2	-	-	-	-	2
	Netherlands	-	-	2	-	-	-	-	-	2
	New Zealand	-	1	1	-	-	-	-	-	2
	Norway	3	-	1	1	-	-	-	-	5
	Panama	-	-	2	-	-	-	-	-	2
	Poland	-	-	3	-	-	-	-	-	3
	Puerto Rico	1	-	-	-	-	-	-	-	1
	Romania	-	-	1	-	-	-	-	-	1
	Russia	-	-	5	7	-	-	-	-	12
	Slovakia	-	-	1	-	-	-	-	-	1

\* As indicated in the decisions received by WADA.

Table 3 - Total analytical ADRVs from Athletes - AIMS Sports by Nationality\* (continued)

		Urine				Blood				
		Out-Of-Competition		In-Competition		Out-Of-Competition		In-Competition		
Ranking by Total ADRVs	Sport - Nationality	M	F	M	F	M	F	M	F	Total Analytical ADRV
	Slovenia	-	-	-	1	-	-	-	-	1
	South Africa	1	-	3	1	-	-	-	-	5
	Spain	-	-	1	-	-	-	-	-	1
	Sri Lanka	-	-	1	-	-	-	-	-	1
	Sweden	-	-	1	-	-	-	-	-	1
	Syria	-	-	1	1	-	-	-	-	2
	Thailand	-	-	-	1	-	-	-	-	1
	Trinidad and Tobago	-	-	-	1	-	-	-	-	1
	Türkiye	-	-	2	-	-	-	-	-	2
	Ukraine	1	-	2	1	-	-	-	-	4
	United Kingdom	-	-	2	1	-	-	-	-	3
	United States of America	-	-	1	-	-	-	-	-	1
	Virgin Islands (U.S.)	-	-	-	1	-	-	-	-	1
5	Savate	-	-	1	1	-	-	-	-	2
	France	-	-	1	1	-	-	-	-	2
9	Sport Fishing	-	-	1	-	-	-	-	-	1
	Croatia	-	-	1	-	-	-	-	-	1
10	Teqball	-	-	-	1	-	-	-	-	1
	Ecuador	-	-	-	1	-	-	-	-	1
	Grand Total	43	5	153	55	-	-	-	-	256

\* As indicated in the decisions received by WADA.

Table 4 - Total analytical ADRVs from Athletes - ARISF Sports by Athlete Nationality\*

		Urine				Blood				
		Out-Of-Competition		In-Competition		Out-Of-Competition		In-Competition		
Ranking by Total ADRVs	Sport - Nationality	M	F	M	F	M	F	M	F	Total Analytical ADRV
4	American Football	-	-	15	-	-	-	-	-	15
	Denmark	-	-	-	-	-	-	-	-	-
	France	-	-	1	-	-	-	-	-	1
	Germany	-	-	1	-	-	-	-	-	1
	Italy	-	-	3	-	-	-	-	-	3
	Norway	-	-	3	-	-	-	-	-	3
	Poland	-	-	2	-	-	-	-	-	2
	Russia	-	-	2	-	-	-	-	-	2
	Spain	-	-	1	-	-	-	-	-	1
	Sweden	-	-	1	-	-	-	-	-	1
	United States of America	-	-	1	-	-	-	-	-	1

\* As indicated in the decisions received by WADA.

Table 4 - Total analytical ADRVs from Athletes - ARISF Sports by Athlete Nationality\* (continued)

		Urine				Blood				
		Out-Of-Competition		In-Competition		Out-Of-Competition		In-Competition		
Ranking by Total ADRVs	Sport - Nationality	M	F	M	F	M	F	M	F	Total Analytical ADRV
10	Automobile Sports	-	-	3	-	-	-	-	-	3
	Australia	-	-	1	-	-	-	-	-	1
	Spain	-	-	2	-	-	-	-	-	2
16	Bandy	1	-	1	-	-	-	-	-	2
	Kazakhstan	1	-	-	-	-	-	-	-	1
	Russia	-	-	1	-	-	-	-	-	1
3	Baseball	3	-	15	-	-	-	-	-	18
	Australia	-	-	1	-	-	-	-	-	1
	Colombia	-	-	3	-	-	-	-	-	3
	Cuba	-	-	1	-	-	-	-	-	1
	Dominican Republic	1	-	-	-	-	-	-	-	1
	Germany	-	-	2	-	-	-	-	-	2
	Italy	-	-	2	-	-	-	-	-	2
	Mexico	1	-	-	-	-	-	-	-	1
	Panama	-	-	1	-	-	-	-	-	1
	Puerto Rico	1	-	1	-	-	-	-	-	2
	United States of America	-	-	4	-	-	-	-	-	4
18	Basque Pelota	-	-	1	-	-	-	-	-	1
	France	-	-	1	-	-	-	-	-	1
11	Billiards Sports	-	-	3	-	-	-	-	-	3
	India	-	-	1	-	-	-	-	-	1
	Norway	-	-	2	-	-	-	-	-	2
19	Bridge	1	-	-	-	-	-	-	-	1
	China	1	-	-	-	-	-	-	-	1
20	Cheer	-	-	1	-	-	-	-	-	1
	Norway	-	-	1	-	-	-	-	-	1
21	Chess	-	-	1	-	-	-	-	-	1
	Romania	-	-	1	-	-	-	-	-	1
22	Cricket	1	-	-	-	-	-	-	-	1
	United Kingdom	1	-	-	-	-	-	-	-	1
17	Dance Sport	-	-	1	1	-	-	-	-	2
	Germany	-	-	1	-	-	-	-	-	1
	Italy	-	-	-	1	-	-	-	-	1
23	Floorball	-	-	1	-	-	-	-	-	1
	Norway	-	-	1	-	-	-	-	-	1
9	Karate	1	1	3	2	-	-	-	-	7
	Costa Rica	-	-	-	1	-	-	-	-	1
	Egypt	-	-	2	-	-	-	-	-	2

\* As indicated in the decisions received by WADA.

Table 4 - Total analytical ADRVs from Athletes - ARISF Sports by Athlete Nationality\* (continued)

		Urine				Blood				
		Out-Of-Competition		In-Competition		Out-Of-Competition		In-Competition		
Ranking by Total ADRVs	Sport - Nationality	M	F	M	F	M	F	M	F	Total Analytical ADRV
	France	-	-	1	-	-	-	-	-	1
	Guatemala	1	-	-	-	-	-	-	-	1
	Romania	-	1	-	-	-	-	-	-	1
	Russia	-	-	-	1	-	-	-	-	1
1	Kickboxing	-	1	14	4	-	-	-	-	19
	Algeria	-	1	-	-	-	-	-	-	1
	Azerbaijan	-	-	2	-	-	-	-	-	2
	Bosnia and Herzegovina	-	-	1	1	-	-	-	-	2
	Denmark	-	-	1	-	-	-	-	-	1
	France	-	-	2	-	-	-	-	-	2
	Italy	-	-	2	-	-	-	-	-	2
	Moldova	-	-	-	1	-	-	-	-	1
	Montenegro	-	-	1	-	-	-	-	-	1
	Morocco	-	-	1	-	-	-	-	-	1
	Netherlands	-	-	1	-	-	-	-	-	1
	Poland	-	-	-	1	-	-	-	-	1
	Serbia	-	-	1	-	-	-	-	-	1
	Spain	-	-	1	-	-	-	-	-	1
	Ukraine	-	-	-	1	-	-	-	-	1
	United Kingdom	-	-	1	-	-	-	-	-	1
12	Lacrosse	-	-	3	-	-	-	-	-	3
	HNL-Haudenosaunee Nationals	-	-	1	-	-	-	-	-	1
	Peru	-	-	1	-	-	-	-	-	1
	United States of America	-	-	1	-	-	-	-	-	1
8	Motorcycle Racing	-	-	8	-	-	-	-	-	8
	Australia	-	-	2	-	-	-	-	-	2
	Botswana	-	-	1	-	-	-	-	-	1
	Brazil	-	-	2	-	-	-	-	-	2
	Moldova	-	-	1	-	-	-	-	-	1
	Sweden	-	-	2	-	-	-	-	-	2
7	Muaythai	2	-	5	2	-	-	-	-	9
	Belarus	-	-	1	-	-	-	-	-	1
	Italy	-	-	1	-	-	-	-	-	1
	Kazakhstan	-	-	-	1	-	-	-	-	1
	Poland	1	-	1	-	-	-	-	-	2
	Russia	-	-	2	1	-	-	-	-	3
	Sweden	1	-	-	-	-	-	-	-	1

\* As indicated in the decisions received by WADA.

Table 4 - Total analytical ADRVs from Athletes - ARISF Sports by Athlete Nationality\* (continued)

		Urine				Blood				
		Out-Of-Competition		In-Competition		Out-Of-Competition		In-Competition		
Ranking by Total ADRVs	Sport - Nationality	M	F	M	F	M	F	M	F	Total Analytical ADRV
24	Netball	-	-	1	-	-	-	-	-	1
	India	-	-	1	-	-	-	-	-	1
5	Roller Sports	1	-	6	3	-	-	1	-	11
	Brazil	-	-	2	-	-	-	-	-	2
	Colombia	1	-	1	2	-	-	1	-	5
	Guatemala	-	-	1	-	-	-	-	-	1
	India	-	-	1	-	-	-	-	-	1
	Portugal	-	-	-	1	-	-	-	-	1
	Venezuela	-	-	1	-	-	-	-	-	1
6	Sambo	-	1	7	2	-	-	-	-	10
	Brazil	-	-	1	-	-	-	-	-	1
	Bulgaria	-	-	1	-	-	-	-	-	1
	Kazakhstan	-	-	1	-	-	-	-	-	1
	Lithuania	-	-	1	-	-	-	-	-	1
	Moldova	-	-	-	1	-	-	-	-	1
	Russia	-	1	3	-	-	-	-	-	4
	Uzbekistan	-	-	-	1	-	-	-	-	1
13	Softball	-	-	2	1	-	-	-	-	3
	Botswana	-	-	1	1	-	-	-	-	2
	Canada	-	-	1	-	-	-	-	-	1
14	Sport Climbing	-	-	2	1	-	-	-	-	3
	Iran	-	-	1	-	-	-	-	-	1
	Italy	-	-	1	-	-	-	-	-	1
	Russia	-	-	-	1	-	-	-	-	1
25	Squash	1	-	-	-	-	-	-	-	1
	Guatemala	1	-	-	-	-	-	-	-	1
26	Surfing	-	-	1	-	-	-	-	-	1
	United States of America	-	-	1	-	-	-	-	-	1
27	Tug of War	-	-	1	-	-	-	-	-	1
	Ireland	-	-	1	-	-	-	-	-	1
28	Underwater Sports	-	-	-	1	-	-	-	-	1
	Russia	-	-	-	1	-	-	-	-	1
15	Waterskiing	-	-	3	-	-	-	-	-	3
	Belgium	-	-	1	-	-	-	-	-	1
	Spain	-	-	1	-	-	-	-	-	1
	United States of America	-	-	1	-	-	-	-	-	1
2	Wushu	4	1	9	5	-	-	-	-	19
	China	-	1	-	1	-	-	-	-	2

\* As indicated in the decisions received by WADA.



Table 4 - Total analytical ADRVs from Athletes - ARISF Sports by Athlete Nationality\* (continued)

		Urine				Blood				
		Out-Of-Competition		In-Competition		Out-Of-Competition		In-Competition		
Ranking by Total ADRVs	Sport - Nationality	M	F	M	F	M	F	M	F	Total Analytical ADRV
	Djibouti	1	-	-	-	-	-	-	-	1
	Egypt	1	-	-	-	-	-	-	-	1
	India	-	-	5	1	-	-	-	-	6
	Kazakhstan	-	-	-	1	-	-	-	-	1
	Mexico	-	-	1	1	-	-	-	-	2
	Pakistan	1	-	-	-	-	-	-	-	1
	Turkmenistan	1	-	1	1	-	-	-	-	3
	Vietnam	-	-	2	-	-	-	-	-	2
	Grand Total	15	4	107	22	-	-	1	-	149

\* As indicated in the decisions received by WADA.

Table 5 - Total analytical ADRVs from Athletes - WOF Sports by Nationality\*

		Urine				Blood				
		Out-Of-Competition		In-Competition		Out-Of-Competition		In-Competition		
Ranking by Total ADRVs	Sport - Nationality	M	F	M	F	M	F	M	F	Total Analytical ADRV
4	Biathlon	1	1	-	-	-	-	-	-	2
	Russia	1	-	-	-	-	-	-	-	1
	Ukraine	-	1	-	-	-	-	-	-	1
5	Curling	-	-	-	1	-	-	-	-	1
	Italy	-	-	-	1	-	-	-	-	1
1	Ice Hockey	2	-	17	1	-	-	-	-	20
	Belarus	1	-	-	-	-	-	-	-	1
	Belgium	-	-	2	-	-	-	-	-	2
	Canada	-	-	1	-	-	-	-	-	1
	Czech Republic	-	-	1	-	-	-	-	-	1
	Denmark	1	-	-	-	-	-	-	-	1
	France	-	-	1	-	-	-	-	-	1
	Latvia	-	-	-	1	-	-	-	-	1
	Norway	-	-	4	-	-	-	-	-	4
	Russia	-	-	7	-	-	-	-	-	7
	United States of America	-	-	1	-	-	-	-	-	1
2	Skating	-	1	-	4	-	-	-	-	5
	Italy	-	-	-	1	-	-	-	-	1
	Lithuania	-	-	-	1	-	-	-	-	1
	Russia	-	-	-	2	-	-	-	-	2
	Spain	-	1	-	-	-	-	-	-	1

\* As indicated in the decisions received by WADA.

Table 5 - Total analytical ADRVs from Athletes - WOF Sports by Nationality\* (continued)

		Urine				Blood				
		Out-Of-Competition		In-Competition		Out-Of-Competition		In-Competition		
Ranking by Total ADRVs	Sport - Nationality	M	F	M	F	M	F	M	F	Total Analytical ADRV
3	Skiing	-	-	4	1	-	-	-	-	5
	Belarus	-	-	2	-	-	-	-	-	2
	Kazakhstan	-	-	-	1	-	-	-	-	1
	Latvia	-	-	1	-	-	-	-	-	1
	Russia	-	-	1	-	-	-	-	-	1
	Grand Total	3	2	21	7	-	-	-	-	33

\* As indicated in the decisions received by WADA.

Table 6 - Total analytical ADRVs from Athletes - Other Sports - Code Signatories by Nationality

		Urine				Blood				
		Out-Of-Competition		In-Competition		Out-Of-Competition		In-Competition		
Ranking by Total ADRVs	Sport - Nationality	M	F	M	F	M	F	M	F	Total Analytical ADRV
6	Australian Rules Football	-	-	1	-	-	-	-	-	1
	Australia	-	-	1	-	-	-	-	-	1
7	Electronic Sports	1	-	-	-	-	-	-	-	1
	Kazakhstan	1	-	-	-	-	-	-	-	1
5	Karate	-	-	1	1	-	-	-	-	2
	Russia	-	-	1	1	-	-	-	-	2
3	Kurash	3	1	3	5	-	-	-	-	12
	Egypt	-	-	-	3	-	-	-	-	3
	Iran	2	1	-	-	-	-	-	-	3
	Moldova	-	-	-	1	-	-	-	-	1
	Turkmenistan	-	-	1	1	-	-	-	-	2
	Uzbekistan	1	-	2	-	-	-	-	-	3
1	Mixed Martial Arts	3	-	26	5	-	-	-	-	34
	Bahrain	-	-	1	-	-	-	-	-	1
	Brazil	1	-	3	-	-	-	-	-	4
	Colombia	-	-	1	-	-	-	-	-	1
	Costa Rica	-	-	1	-	-	-	-	-	1
	France	-	-	6	-	-	-	-	-	6
	Hungary	-	-	1	-	-	-	-	-	1
	Ireland	-	-	1	-	-	-	-	-	1
	Kazakhstan	1	-	1	1	-	-	-	-	3
	Mexico	1	-	1	-	-	-	-	-	2
	Morocco	-	-	1	-	-	-	-	-	1
	Poland	-	-	2	-	-	-	-	-	2

\* As indicated in the decisions received by WADA.

Table 6 - Total analytical ADRVs from Athletes - Other Sports - Code Signatories by Nationality\* (continued)

		Urine				Blood				
		Out-Of-Competition		In-Competition		Out-Of-Competition		In-Competition		
Ranking by Total ADRVs	Sport - Nationality	M	F	M	F	M	F	M	F	Total Analytical ADRV
	Romania	-	-	1	-	-	-	-	-	1
	South Africa	-	-	2	1	-	-	-	-	3
	Spain	-	-	1	-	-	-	-	-	1
	Tajikistan	-	-	1	-	-	-	-	-	1
	Ukraine	-	-	-	1	-	-	-	-	1
	United States of America	-	-	1	1	-	-	-	-	2
	Uzbekistan	-	-	-	1	-	-	-	-	1
	Venezuela	-	-	1	-	-	-	-	-	1
8	Pole sports	-	-	-	1	-	-	-	-	1
	Brazil	-	-	-	1	-	-	-	-	1
2	Rugby League	4	-	14	-	-	-	-	-	18
	Australia	1	-	1	-	-	-	-	-	2
	France	-	-	3	-	-	-	-	-	3
	Lithuania	-	-	1	-	-	-	-	-	1
	New Zealand	-	-	1	-	-	-	-	-	1
	Norway	-	-	1	-	-	-	-	-	1
	United Kingdom	3	-	7	-	-	-	-	-	10
4	Triathlon	1	-	1	1	1	-	-	-	4
	Brazil	-	-	1	1	-	-	-	-	2
	United States of America	1	-	-	-	1	-	-	-	2
	Grand Total	12	1	46	13	1	-	-	-	73

\* As indicated in the decisions received by WADA.

Table 7 - Total analytical ADRVs from Athletes - Other Sports by Nationality\*

		Urine				Blood				
		Out-Of-Competition		In-Competition		Out-Of-Competition		In-Competition		
Ranking by Total ADRVs	Sport - Nationality	M	F	M	F	M	F	M	F	Total Analytical ADRV
1	American Football	1	-	-	-	-	-	-	-	1
	Canada	1	-	-	-	-	-	-	-	1
2	Aquatics	-	-	-	1	-	-	-	-	1
	United States of America	-	-	-	1	-	-	-	-	1
3	Basketball	-	-	-	1	-	-	-	-	1
	Canada	-	-	-	1	-	-	-	-	1
	Grand Total	1	-	-	2	-	-	-	-	3

\* As indicated in the decisions received by WADA.

Table 8 - Total analytical ADRVs from Athletes - IPC Sports by Nationality\*

		Urine				Blood				
		Out-Of-Competition		In-Competition		Out-Of-Competition		In-Competition		
Ranking by Total ADRVs	Sport - Nationality	M	F	M	F	M	F	M	F	Total Analytical ADRV
5	Para-Alpine Skiing	-	1	-	-	-	-	-	-	1
	United States of America	-	1	-	-	-	-	-	-	1
1	Para-Athletics	7	6	12	-	-	-	-	-	25
	India	1	-	4	-	-	-	-	-	5
	Iran	2	2	-	-	-	-	-	-	4
	Italy	-	-	2	-	-	-	-	-	2
	Kenya	1	-	-	-	-	-	-	-	1
	Morocco	-	-	1	-	-	-	-	-	1
	Nigeria	-	1	-	-	-	-	-	-	1
	Puerto Rico	-	1	-	-	-	-	-	-	1
	South Africa	-	-	2	-	-	-	-	-	2
	Thailand	-	-	1	-	-	-	-	-	1
	Tunisia	1	1	-	-	-	-	-	-	2
	United States of America	1	1	-	-	-	-	-	-	2
	Uzbekistan	-	-	2	-	-	-	-	-	2
	Venezuela	1	-	-	-	-	-	-	-	1
2	Para-Powerlifting	6	1	8	4	-	-	-	-	19
	Algeria	1	-	-	-	-	-	-	-	1
	Azerbaijan	-	-	1	-	-	-	-	-	1
	Brazil	-	-	1	-	-	-	-	-	1
	Chinese Taipei	-	-	-	1	-	-	-	-	1
	Egypt	1	-	1	-	-	-	-	-	2
	India	2	-	-	-	-	-	-	-	2
	Iraq	1	-	-	-	-	-	-	-	1
	Italy	-	-	-	1	-	-	-	-	1
	Kazakhstan	-	-	-	1	-	-	-	-	1
	Korea	-	-	-	1	-	-	-	-	1
	Libya	-	-	1	-	-	-	-	-	1
	Nigeria	-	1	1	-	-	-	-	-	2
	Poland	1	-	1	-	-	-	-	-	2
	Russia	-	-	1	-	-	-	-	-	1
	Uzbekistan	-	-	1	-	-	-	-	-	1
3	Para-Swimming	1	-	2	1	-	-	-	-	4
	Brazil	-	-	1	1	-	-	-	-	2
	Montenegro	-	-	1	-	-	-	-	-	1
	Spain	1	-	-	-	-	-	-	-	1
4	Shooting Para Sport	-	-	-	2	-	-	-	-	2
	Indonesia	-	-	-	1	-	-	-	-	1
	Korea	-	-	-	1	-	-	-	-	1
	Grand Total	14	8	22	7	-	-	-	-	51

\* As indicated in the decisions received by WADA.

Table 9 - Total analytical ADRVs from Athletes - Impaired Signatories Sports by Nationality\*

		Urine				Blood				
		Out-Of-Competition		In-Competition		Out-Of-Competition		In-Competition		
Ranking by Total ADRVs	Sport - Nationality	M	F	M	F	M	F	M	F	Total Analytical ADRV
4	Archery	1	-	1	-	-	-	-	-	2
	Brazil	1	-	-	-	-	-	-	-	1
	Thailand	-	-	1	-	-	-	-	-	1
10	Arm Wrestling	-	-	1	-	-	-	-	-	1
	Georgia	-	-	1	-	-	-	-	-	1
2	Athletics	-	-	2	1	-	-	-	-	3
	Kenya	-	-	1	1	-	-	-	-	2
	Ukraine	-	-	1	-	-	-	-	-	1
5	Basketball	-	-	2	-	-	-	-	-	2
	Italy	-	-	1	-	-	-	-	-	1
	Russia	-	-	1	-	-	-	-	-	1
11	Boccia	-	1	-	-	-	-	-	-	1
	Russia	-	1	-	-	-	-	-	-	1
3	Canoe	2	1	-	-	-	-	-	-	3
	India	1	-	-	-	-	-	-	-	1
	Iran	-	1	-	-	-	-	-	-	1
	Poland	1	-	-	-	-	-	-	-	1
12	Curling	-	-	-	1	-	-	-	-	1
	Russia	-	-	-	1	-	-	-	-	1
13	Cycling	1	-	-	-	-	-	-	-	1
	Canada	1	-	-	-	-	-	-	-	1
6	Equestrian	-	-	1	1	-	-	-	-	2
	Brazil	-	-	1	-	-	-	-	-	1
	Norway	-	-	-	1	-	-	-	-	1
14	Football 7-a-Side	-	-	1	-	-	-	-	-	1
	Italy	-	-	1	-	-	-	-	-	1
1	Judo	4	2	2	2	-	-	-	-	10
	Cuba	1	-	-	-	-	-	-	-	1
	India	-	2	-	-	-	-	-	-	2
	Iran	2	-	-	-	-	-	-	-	2
	Kyrgyzstan	-	-	1	2	-	-	-	-	3
	Serbia	-	-	1	-	-	-	-	-	1
	Uzbekistan	1	-	-	-	-	-	-	-	1
7	ParaVolley	-	-	2	-	-	-	-	-	2
	Colombia	-	-	1	-	-	-	-	-	1
	Croatia	-	-	1	-	-	-	-	-	1
8	Powerlifting	2	-	-	-	-	-	-	-	2
	Czech Republic	1	-	-	-	-	-	-	-	1
	Egypt	1	-	-	-	-	-	-	-	1

\* As indicated in the decisions received by WADA.

Table 9 - Total analytical ADRVs from Athletes - Impaired Signatories Sports by Nationality\* (continued)

		Urine				Blood				
		Out-Of-Competition		In-Competition		Out-Of-Competition		In-Competition		
Ranking by Total ADRVs	Sport - Nationality	M	F	M	F	M	F	M	F	Total Analytical ADRV
9	Rowing	1	-	1	-	-	-	-	-	2
	Italy	1	-	-	-	-	-	-	-	1
	Uzbekistan	-	-	1	-	-	-	-	-	1
15	Rugby Union	-	-	1	-	-	-	-	-	1
	Russia	-	-	1	-	-	-	-	-	1
16	Table Tennis	-	-	1	-	-	-	-	-	1
	Nigeria	-	-	1	-	-	-	-	-	1
17	Tennis	1	-	-	-	-	-	-	-	1
	Russia	1	-	-	-	-	-	-	-	1
18	Wrestling	1	-	-	-	-	-	-	-	1
	India	1	-	-	-	-	-	-	-	1
	Grand Total	13	4	15	5	-	-	-	-	37

\* As indicated in the decisions received by WADA.

Table 10 - Total analytical ADRVs from Athletes - ADO Specific- Code Signatories Sports by Nationality\*

		Urine				Blood				
		Out-Of-Competition		In-Competition		Out-Of-Competition		In-Competition		
Ranking by Total ADRVs	Sport - Nationality	M	F	M	F	M	F	M	F	Total Analytical ADRV
4	Bodybuilding	-	-	2	-	-	-	-	-	2
	United Kingdom	-	-	2	-	-	-	-	-	2
2	Boxing	-	-	6	-	-	-	-	-	6
	Finland	-	-	1	-	-	-	-	-	1
	Germany	-	-	1	-	-	-	-	-	1
	Mexico	-	-	2	-	-	-	-	-	2
	Poland	-	-	1	-	-	-	-	-	1
	Spain	-	-	1	-	-	-	-	-	1
3	Functional Fitness	1	-	4	1	-	-	-	-	6
	Denmark	1	-	2	1	-	-	-	-	4
	Latvia	-	-	1	-	-	-	-	-	1
	United Arab Emirates	-	-	1	-	-	-	-	-	1
1	Kabaddi	3	-	4	-	-	-	-	-	7
	India	2	-	4	-	-	-	-	-	6
	Pakistan	1	-	-	-	-	-	-	-	1
5	Pencak Silat	-	-	1	1	-	-	-	-	2
	India	-	-	1	1	-	-	-	-	2
	Grand Total	4	-	17	2	-	-	-	-	23

\* As indicated in the decisions received by WADA.

Table 11 - Total analytical ADRVs from Athletes by Nationality and Sport\*

		Urine				Blood				
		Out-Of-Competition		In-Competition		Out-Of-Competition		In-Competition		
Ranking by Total ADRVs	Nationality - Sport	M	F	M	F	M	F	M	F	Total Analytical ADRV
103	Afghanistan	1	-	-	-	-	-	-	-	1
	Boxing	1	-	-	-	-	-	-	-	1
70	Albania	1	-	2	2	-	-	-	-	5
	Shooting	-	-	-	2	-	-	-	-	2
	Weightlifting	1	-	2	-	-	-	-	-	3
22	Algeria	7	2	10	-	-	-	-	-	19
	Bodybuilding	1	-	4	-	-	-	-	-	5
	Cycling	-	-	1	-	-	-	-	-	1
	Handball	-	-	1	-	-	-	-	-	1
	Judo	1	-	1	-	-	-	-	-	2
	Kickboxing	-	1	-	-	-	-	-	-	1
	Para-Powerlifting	1	-	-	-	-	-	-	-	1
	Powerlifting	2	-	-	-	-	-	-	-	2
	Triathlon	1	-	1	-	-	-	-	-	2
	Wrestling	1	1	2	-	-	-	-	-	4
76	Angola	-	-	1	2	-	-	-	-	3
	Judo	-	-	-	1	-	-	-	-	1
	Ju-Jitsu	-	-	1	1	-	-	-	-	2
28	Argentina	4	-	7	3	2	-	-	-	16
	Athletics	1	-	-	3	-	-	-	-	4
	Basketball	-	-	3	-	-	-	-	-	3
	Cycling	1	-	2	-	1	-	-	-	4
	Football	-	-	1	-	-	-	-	-	1
	Powerlifting	1	-	-	-	-	-	-	-	1
	Rugby Union	-	-	1	-	-	-	-	-	1
	Triathlon	1	-	-	-	1	-	-	-	2
77	Armenia	-	-	3	-	-	-	-	-	3
	Boxing	-	-	1	-	-	-	-	-	1
	Powerlifting	-	-	2	-	-	-	-	-	2
38	Australia	2	-	7	1	-	-	-	-	10
	Australian Rules Football	-	-	1	-	-	-	-	-	1
	Automobile Sports	-	-	1	-	-	-	-	-	1
	Baseball	-	-	1	-	-	-	-	-	1
	Basketball	-	-	1	-	-	-	-	-	1
	Motorcycle Racing	-	-	2	-	-	-	-	-	2
	Rugby League	1	-	1	-	-	-	-	-	2
	Weightlifting	1	-	-	1	-	-	-	-	2
89	Austria	-	1	1	-	-	-	-	-	2
	Basketball	-	1	-	-	-	-	-	-	1

\* As indicated in the decisions received by WADA.

Table 11 - Total analytical ADRVs from Athletes by Nationality and Sport\* (continued)

		Urine				Blood				
		Out-Of-Competition		In-Competition		Out-Of-Competition		In-Competition		
Ranking by Total ADRVs	Nationality - Sport	M	F	M	F	M	F	M	F	Total Analytical ADRV
	Triathlon	-	-	1	-	-	-	-	-	1
39	Azerbaijan	1	1	7	1	-	-	-	-	10
	Boxing	-	-	3	-	-	-	-	-	3
	Cycling	1	-	-	-	-	-	-	-	1
	Kickboxing	-	-	2	-	-	-	-	-	2
	Para-Powerlifting	-	-	1	-	-	-	-	-	1
	Taekwondo	-	-	-	1	-	-	-	-	1
	Weightlifting	-	1	-	-	-	-	-	-	1
	Wrestling	-	-	1	-	-	-	-	-	1
104	Bahamas	-	-	1	-	-	-	-	-	1
	Athletics	-	-	1	-	-	-	-	-	1
48	Bahrain	3	-	3	2	-	-	-	-	8
	Athletics	3	-	2	2	-	-	-	-	7
	Mixed Martial Arts	-	-	1	-	-	-	-	-	1
49	Belarus	1	1	5	1	-	-	-	-	8
	Aquatics	-	-	1	-	-	-	-	-	1
	Athletics	-	1	1	-	-	-	-	-	2
	Boxing	-	-	-	1	-	-	-	-	1
	Ice Hockey	1	-	-	-	-	-	-	-	1
	Muaythai	-	-	1	-	-	-	-	-	1
	Skiing	-	-	2	-	-	-	-	-	2
32	Belgium	1	-	10	2	-	-	-	-	13
	Basketball	1	-	-	-	-	-	-	-	1
	Bodybuilding	-	-	2	-	-	-	-	-	2
	Cycling	-	-	1	1	-	-	-	-	2
	Football	-	-	3	-	-	-	-	-	3
	Golf	-	-	1	-	-	-	-	-	1
	Ice Hockey	-	-	2	-	-	-	-	-	2
	Volleyball	-	-	-	1	-	-	-	-	1
	Waterskiing	-	-	1	-	-	-	-	-	1
105	Belize	-	-	-	1	-	-	-	-	1
	Cycling	-	-	-	1	-	-	-	-	1
106	Bolivia	-	-	1	-	-	-	-	-	1
	Football	-	-	1	-	-	-	-	-	1
50	Bosnia and Herzegovina	1	-	6	1	-	-	-	-	8
	Basketball	-	-	1	-	-	-	-	-	1
	Boxing	-	-	3	-	-	-	-	-	3
	Football	1	-	-	-	-	-	-	-	1

\* As indicated in the decisions received by WADA.



Table 11 - Total analytical ADRVs from Athletes by Nationality and Sport\* (continued)

		Urine				Blood				
		Out-Of-Competition		In-Competition		Out-Of-Competition		In-Competition		
Ranking by Total ADRVs	Nationality - Sport	M	F	M	F	M	F	M	F	Total Analytical ADRV
	Judo	-	-	1	-	-	-	-	-	1
	Kickboxing	-	-	1	1	-	-	-	-	2
62	Botswana	1	-	3	2	-	-	-	-	6
	Athletics	1	-	-	1	-	-	-	-	2
	Motorcycle Racing	-	-	1	-	-	-	-	-	1
	Rugby Union	-	-	1	-	-	-	-	-	1
	Softball	-	-	1	1	-	-	-	-	2
7	Brazil	2	1	39	7	-	-	-	-	49
	Aquatics	-	-	1	-	-	-	-	-	1
	Archery	1	-	-	-	-	-	-	-	1
	Athletics	-	-	1	2	-	-	-	-	3
	Basketball	-	-	4	-	-	-	-	-	4
	Bodybuilding	-	-	-	-	-	-	-	-	-
	Cycling	-	-	2	-	-	-	-	-	2
	Equestrian	-	-	1	-	-	-	-	-	1
	Football	-	-	5	-	-	-	-	-	5
	Gymnastics	-	1	-	-	-	-	-	-	1
	Judo	-	-	1	-	-	-	-	-	1
	Ju-Jitsu	-	-	-	1	-	-	-	-	1
	Mixed Martial Arts	1	-	3	-	-	-	-	-	4
	Motorcycle Racing	-	-	2	-	-	-	-	-	2
	Para-Powerlifting	-	-	1	-	-	-	-	-	1
	Para-Swimming	-	-	1	1	-	-	-	-	2
	Pole sports	-	-	-	1	-	-	-	-	1
	Powerlifting	-	-	3	-	-	-	-	-	3
	Roller Sports	-	-	2	-	-	-	-	-	2
	Rowing	-	-	1	-	-	-	-	-	1
	Sambo	-	-	1	-	-	-	-	-	1
	Taekwondo	-	-	1	-	-	-	-	-	1
	Tennis	-	-	1	-	-	-	-	-	1
	Triathlon	-	-	1	1	-	-	-	-	2
	Weightlifting	-	-	7	1	-	-	-	-	8
107	Brunei Darussalam	1	-	-	-	-	-	-	-	1
	Badminton	1	-	-	-	-	-	-	-	1
54	Bulgaria	1	-	4	1	-	-	1	-	7
	Bodybuilding	-	-	-	1	-	-	-	-	1
	Cycling	-	-	2	-	-	-	1	-	3
	Sambo	-	-	1	-	-	-	-	-	1
	Weightlifting	1	-	-	-	-	-	-	-	1

\* As indicated in the decisions received by WADA.

Table 11 - Total analytical ADRVs from Athletes by Nationality and Sport\* (continued)

		Urine				Blood				
		Out-Of-Competition		In-Competition		Out-Of-Competition		In-Competition		
Ranking by Total ADRVs	Nationality - Sport	M	F	M	F	M	F	M	F	Total Analytical ADRV
	Wrestling	-	-	1	-	-	-	-	-	1
108	Burkina Faso	1	-	-	-	-	-	-	-	1
	Cycling	1	-	-	-	-	-	-	-	1
31	Canada	4	-	9	1	-	-	-	-	14
	American Football	1	-	-	-	-	-	-	-	1
	Athletics	-	-	1	-	-	-	-	-	1
	Basketball	-	-	-	1	-	-	-	-	1
	Cycling	1	-	-	-	-	-	-	-	1
	Football	1	-	1	-	-	-	-	-	2
	Ice Hockey	-	-	1	-	-	-	-	-	1
	Judo	-	-	1	-	-	-	-	-	1
	Powerlifting	-	-	2	-	-	-	-	-	2
	Shooting	-	-	1	-	-	-	-	-	1
	Softball	-	-	1	-	-	-	-	-	1
	Weightlifting	1	-	-	-	-	-	-	-	1
	Wrestling	-	-	1	-	-	-	-	-	1
78	Cape Verde	-	-	1	2	-	-	-	-	3
	Bodybuilding	-	-	-	1	-	-	-	-	1
	Handball	-	-	1	-	-	-	-	-	1
	Weightlifting	-	-	-	1	-	-	-	-	1
55	Chile	1	-	4	2	-	-	-	-	7
	Basketball	-	-	2	-	-	-	-	-	2
	Cycling	1	-	1	-	-	-	-	-	2
	Judo	-	-	1	-	-	-	-	-	1
	Powerlifting	-	-	-	2	-	-	-	-	2
14	China	5	5	8	9	-	-	-	-	27
	Aquatics	-	-	1	-	-	-	-	-	1
	Archery	1	-	-	-	-	-	-	-	1
	Athletics	1	2	6	7	-	-	-	-	16
	Boxing	-	-	1	-	-	-	-	-	1
	Bridge	1	-	-	-	-	-	-	-	1
	Cycling	-	1	-	-	-	-	-	-	1
	Gymnastics	-	1	-	-	-	-	-	-	1
	Ju-Jitsu	1	-	-	-	-	-	-	-	1
	Taekwondo	-	-	-	1	-	-	-	-	1
	Wrestling	1	-	-	-	-	-	-	-	1
	Wushu	-	1	-	1	-	-	-	-	2

\* As indicated in the decisions received by WADA.

Table 11 - Total analytical ADRVs from Athletes by Nationality and Sport\* (continued)

		Urine				Blood				
		Out-Of-Competition		In-Competition		Out-Of-Competition		In-Competition		
Ranking by Total ADRVs	Nationality - Sport	M	F	M	F	M	F	M	F	Total Analytical ADRV
90	Chinese Taipei	-	-	1	1	-	-	-	-	2
	Bodybuilding	-	-	1	-	-	-	-	-	1
	Para-Powerlifting	-	-	-	1	-	-	-	-	1
13	Colombia	4	-	14	6	1	-	2	1	28
	Athletics	-	-	1	-	-	-	1	-	2
	Baseball	-	-	3	-	-	-	-	-	3
	Basketball	-	-	1	-	-	-	-	-	1
	Boxing	1	-	-	-	-	-	-	-	1
	Cycling	1	-	1	-	1	-	-	1	4
	Football	-	-	2	-	-	-	-	-	2
	Ju-Jitsu	-	-	1	-	-	-	-	-	1
	Mixed Martial Arts	-	-	1	-	-	-	-	-	1
	ParaVolley	-	-	1	-	-	-	-	-	1
	Powerlifting	-	-	-	1	-	-	-	-	1
	Roller Sports	1	-	1	2	-	-	1	-	5
	Taekwondo	-	-	-	2	-	-	-	-	2
	Weightlifting	1	-	2	-	-	-	-	-	3
	Wrestling	-	-	-	1	-	-	-	-	1
109	Congo, Democratic Republic	-	-	1	-	-	-	-	-	1
	Judo	-	-	1	-	-	-	-	-	1
37	Costa Rica	-	-	6	4	-	-	1	-	11
	Boxing	-	-	2	1	-	-	-	-	3
	Cycling	-	-	1	-	-	-	1	-	2
	Football	-	-	1	1	-	-	-	-	2
	Judo	-	-	-	1	-	-	-	-	1
	Karate	-	-	-	1	-	-	-	-	1
	Mixed Martial Arts	-	-	1	-	-	-	-	-	1
	Volleyball	-	-	1	-	-	-	-	-	1
110	Côte d'Ivoire	1	-	-	-	-	-	-	-	1
	Cycling	1	-	-	-	-	-	-	-	1
40	Croatia	1	2	6	1	-	-	-	-	10
	Athletics	-	-	1	-	-	-	-	-	1
	Boxing	-	-	1	-	-	-	-	-	1
	Canoe	-	2	-	-	-	-	-	-	2
	ParaVolley	-	-	1	-	-	-	-	-	1
	Sport Fishing	-	-	1	-	-	-	-	-	1
	Taekwondo	-	-	1	-	-	-	-	-	1
	Weightlifting	1	-	1	1	-	-	-	-	3

\* As indicated in the decisions received by WADA.

Table 11 - Total analytical ADRVs from Athletes by Nationality and Sport\* (continued)

		Urine				Blood				
		Out-Of-Competition		In-Competition		Out-Of-Competition		In-Competition		
Ranking by Total ADRVs	Nationality - Sport	M	F	M	F	M	F	M	F	Total Analytical ADRV
91	Cuba	1	-	1	-	-	-	-	-	2
	Baseball	-	-	1	-	-	-	-	-	1
	Judo	1	-	-	-	-	-	-	-	1
92	Czech Republic	1	-	1	-	-	-	-	-	2
	Ice Hockey	-	-	1	-	-	-	-	-	1
	Powerlifting	1	-	-	-	-	-	-	-	1
41	Denmark	4	-	5	1	-	-	-	-	10
	American Football	-	-	-	-	-	-	-	-	-
	Boxing	1	-	-	-	-	-	-	-	1
	Functional Fitness	1	-	2	1	-	-	-	-	4
	Ice Hockey	1	-	-	-	-	-	-	-	1
	Kickboxing	-	-	1	-	-	-	-	-	1
	Powerlifting	1	-	-	-	-	-	-	-	1
	Wrestling	-	-	2	-	-	-	-	-	2
111	Djibouti	1	-	-	-	-	-	-	-	1
	Wushu	1	-	-	-	-	-	-	-	1
56	Dominican Republic	1	3	2	-	1	-	-	-	7
	Baseball	1	-	-	-	-	-	-	-	1
	Boxing	-	2	-	-	-	-	-	-	2
	Cycling	-	-	2	-	1	-	-	-	3
	Weightlifting	-	1	-	-	-	-	-	-	1
29	Ecuador	7	1	4	3	1	-	-	-	16
	Bodybuilding	1	-	-	-	-	-	-	-	1
	Cycling	5	-	3	-	1	-	-	-	9
	Teqball	-	-	-	1	-	-	-	-	1
	Weightlifting	1	1	1	2	-	-	-	-	5
17	Egypt	8	1	7	9	-	-	-	-	25
	Arm Wrestling	3	-	-	-	-	-	-	-	3
	Bodybuilding	1	-	-	-	-	-	-	-	1
	Boxing	1	1	-	-	-	-	-	-	2
	Football	-	-	1	-	-	-	-	-	1
	Karate	-	-	2	-	-	-	-	-	2
	Kurash	-	-	-	3	-	-	-	-	3
	Para-Powerlifting	1	-	1	-	-	-	-	-	2
	Powerlifting	1	-	-	-	-	-	-	-	1
	Taekwondo	-	-	-	1	-	-	-	-	1
	Weightlifting	-	-	3	5	-	-	-	-	8
	Wushu	1	-	-	-	-	-	-	-	1

\* As indicated in the decisions received by WADA.

Table 11 - Total analytical ADRVs from Athletes by Nationality and Sport\* (continued)

		Urine				Blood				
		Out-Of-Competition		In-Competition		Out-Of-Competition		In-Competition		
Ranking by Total ADRVs	Nationality - Sport	M	F	M	F	M	F	M	F	Total Analytical ADRV
34	Ethiopia	-	1	3	6	1	1	-	-	12
	Athletics	-	1	3	6	1	1	-	-	12
57	Finland	4	-	2	1	-	-	-	-	7
	Arm Wrestling	1	-	-	-	-	-	-	-	1
	Basketball	-	-	-	1	-	-	-	-	1
	Bodybuilding	3	-	1	-	-	-	-	-	4
	Boxing	-	-	1	-	-	-	-	-	1
6	France	1	1	46	6	2	-	-	-	56
	American Football	-	-	1	-	-	-	-	-	1
	Athletics	-	-	2	2	2	-	-	-	6
	Basketball	-	-	4	-	-	-	-	-	4
	Basque Pelota	-	-	1	-	-	-	-	-	1
	Boxing	-	-	3	-	-	-	-	-	3
	Cycling	-	-	3	-	-	-	-	-	3
	Field Hockey	-	-	1	-	-	-	-	-	1
	Football	-	-	3	-	-	-	-	-	3
	Ice Hockey	-	-	1	-	-	-	-	-	1
	Karate	-	-	1	-	-	-	-	-	1
	Kickboxing	-	-	2	-	-	-	-	-	2
	Mixed Martial Arts	-	-	6	-	-	-	-	-	6
	Powerlifting	-	1	1	1	-	-	-	-	3
	Rugby League	-	-	3	-	-	-	-	-	3
	Rugby Union	1	-	12	-	-	-	-	-	13
	Savate	-	-	1	1	-	-	-	-	2
	Weightlifting	-	-	1	2	-	-	-	-	3
42	Georgia	7	-	2	1	-	-	-	-	10
	Arm Wrestling	-	-	1	1	-	-	-	-	2
	Judo	3	-	1	-	-	-	-	-	4
	Weightlifting	2	-	-	-	-	-	-	-	2
	Wrestling	2	-	-	-	-	-	-	-	2
18	Germany	1	2	19	1	-	2	-	-	25
	American Football	-	-	1	-	-	-	-	-	1
	Arm Wrestling	-	-	1	-	-	-	-	-	1
	Athletics	-	2	-	-	-	2	-	-	4
	Baseball	-	-	2	-	-	-	-	-	2
	Basketball	-	-	1	-	-	-	-	-	1
	Boxing	-	-	1	-	-	-	-	-	1
	Canoe	-	-	1	-	-	-	-	-	1
	Cycling	1	-	4	-	-	-	-	-	5

\* As indicated in the decisions received by WADA.

Table 11 - Total analytical ADRVs from Athletes by Nationality and Sport\* (continued)

		Urine				Blood				
		Out-Of-Competition		In-Competition		Out-Of-Competition		In-Competition		
Ranking by Total ADRVs	Nationality - Sport	M	F	M	F	M	F	M	F	Total Analytical ADRV
	Dance Sport	-	-	1	-	-	-	-	-	1
	Darts	-	-	1	-	-	-	-	-	1
	Judo	-	-	1	-	-	-	-	-	1
	Powerlifting	-	-	2	1	-	-	-	-	3
	Rugby Union	-	-	1	-	-	-	-	-	1
	Taekwondo	-	-	1	-	-	-	-	-	1
	Weightlifting	-	-	1	-	-	-	-	-	1
44	Greece	1	-	6	2	-	-	-	-	9
	Arm Wrestling	1	-	-	-	-	-	-	-	1
	Basketball	-	-	2	-	-	-	-	-	2
	Cycling	-	-	1	-	-	-	-	-	1
	Handball	-	-	1	-	-	-	-	-	1
	Volleyball	-	-	-	1	-	-	-	-	1
	Weightlifting	-	-	2	1	-	-	-	-	3
25	Guatemala	6	1	10	1	-	-	-	-	18
	Bodybuilding	1	-	9	1	-	-	-	-	11
	Gymnastics	1	-	-	-	-	-	-	-	1
	Karate	1	-	-	-	-	-	-	-	1
	Powerlifting	-	1	-	-	-	-	-	-	1
	Roller Sports	-	-	1	-	-	-	-	-	1
	Squash	1	-	-	-	-	-	-	-	1
	Triathlon	1	-	-	-	-	-	-	-	1
	Weightlifting	1	-	-	-	-	-	-	-	1
112	HNL-Haudenosaunee Nationals	-	-	1	-	-	-	-	-	1
	Lacrosse	-	-	1	-	-	-	-	-	1
113	Honduras	-	-	-	1	-	-	-	-	1
	Volleyball	-	-	-	1	-	-	-	-	1
79	Hungary	2	-	1	-	-	-	-	-	3
	Athletics	1	-	-	-	-	-	-	-	1
	Boxing	1	-	-	-	-	-	-	-	1
	Mixed Martial Arts	-	-	1	-	-	-	-	-	1
1	India	30	15	127	43	2	-	-	-	217
	Aquatics	-	-	1	2	-	-	-	-	3
	Athletics	7	8	33	14	1	-	-	-	63
	Billiards Sports	-	-	1	-	-	-	-	-	1
	Bodybuilding	-	-	4	-	-	-	-	-	4
	Boxing	1	-	6	2	-	-	-	-	9
	Canoe	3	-	1	-	-	-	-	-	4

\* As indicated in the decisions received by WADA.

Table 11 - Total analytical ADRVs from Athletes by Nationality and Sport\* (continued)

		Urine				Blood				
		Out-Of-Competition		In-Competition		Out-Of-Competition		In-Competition		
Ranking by Total ADRVs	Nationality - Sport	M	F	M	F	M	F	M	F	Total Analytical ADRV
	Cycling	-	-	4	1	-	-	-	-	5
	Fencing	-	-	1	1	-	-	-	-	2
	Field Hockey	1	-	-	-	-	-	-	-	1
	Judo	3	2	4	-	-	-	-	-	9
	Kabaddi	2	-	4	-	-	-	-	-	6
	Netball	-	-	1	-	-	-	-	-	1
	Para-Athletics	1	-	4	-	-	-	-	-	5
	Para-Powerlifting	2	-	-	-	-	-	-	-	2
	Pencak Silat	-	-	1	1	-	-	-	-	2
	Powerlifting	-	-	23	10	-	-	-	-	33
	Roller Sports	-	-	1	-	-	-	-	-	1
	Rowing	-	-	3	-	-	-	-	-	3
	Shooting	-	-	3	-	-	-	-	-	3
	Triathlon	-	-	1	-	1	-	-	-	2
	Volleyball	-	-	3	-	-	-	-	-	3
	Weightlifting	8	4	16	9	-	-	-	-	37
	Wrestling	2	1	7	2	-	-	-	-	12
	Wushu	-	-	5	1	-	-	-	-	6
72	Indonesia	1	-	2	1	-	-	-	-	4
	Bodybuilding	1	-	-	-	-	-	-	-	1
	Cycling	-	-	1	-	-	-	-	-	1
	Football	-	-	1	-	-	-	-	-	1
	Shooting Para Sport	-	-	-	1	-	-	-	-	1
11	Iran	10	5	20	1	-	-	-	-	36
	Athletics	-	-	2	-	-	-	-	-	2
	Badminton	-	-	1	-	-	-	-	-	1
	Basketball	-	-	1	-	-	-	-	-	1
	Boxing	-	-	1	-	-	-	-	-	1
	Canoe	-	1	-	-	-	-	-	-	1
	Cycling	-	-	2	-	-	-	-	-	2
	Football	-	-	2	-	-	-	-	-	2
	Judo	3	-	-	-	-	-	-	-	3
	Kurash	2	1	-	-	-	-	-	-	3
	Para-Athletics	2	2	-	-	-	-	-	-	4
	Powerlifting	-	-	4	-	-	-	-	-	4
	Shooting	-	-	-	1	-	-	-	-	1
	Sport Climbing	-	-	1	-	-	-	-	-	1
	Taekwondo	-	-	3	-	-	-	-	-	3
	Weightlifting	2	1	-	-	-	-	-	-	3
	Wrestling	1	-	3	-	-	-	-	-	4

\* As indicated in the decisions received by WADA.

Table 11 - Total analytical ADRVs from Athletes by Nationality and Sport\* (continued)

		Urine				Blood				
		Out-Of-Competition		In-Competition		Out-Of-Competition		In-Competition		
Ranking by Total ADRVs	Nationality - Sport	M	F	M	F	M	F	M	F	Total Analytical ADRV
71	Iraq	1	-	3	1	-	-	-	-	5
	Athletics	-	-	-	1	-	-	-	-	1
	Para-Powerlifting	1	-	-	-	-	-	-	-	1
	Powerlifting	-	-	2	-	-	-	-	-	2
	Triathlon	-	-	1	-	-	-	-	-	1
80	Ireland	-	-	2	1	-	-	-	-	3
	Mixed Martial Arts	-	-	1	-	-	-	-	-	1
	Powerlifting	-	-	-	1	-	-	-	-	1
	Tug of War	-	-	1	-	-	-	-	-	1
4	Italy	9	3	42	8	-	1	-	-	63
	American Football	-	-	3	-	-	-	-	-	3
	Aquatics	-	-	3	-	-	-	-	-	3
	Athletics	-	-	2	1	-	-	-	-	3
	Baseball	-	-	2	-	-	-	-	-	2
	Basketball	-	-	1	-	-	-	-	-	1
	Bodybuilding	-	-	-	1	-	-	-	-	1
	Boxing	-	2	2	-	-	-	-	-	4
	Curling	-	-	-	1	-	-	-	-	1
	Cycling	4	1	17	1	-	1	-	-	24
	Dance Sport	-	-	-	1	-	-	-	-	1
	Football	-	-	1	-	-	-	-	-	1
	Football 7-a-Side	-	-	1	-	-	-	-	-	1
	Golf	-	-	1	-	-	-	-	-	1
	Handball	-	-	-	1	-	-	-	-	1
	Kickboxing	-	-	2	-	-	-	-	-	2
	Muaythai	-	-	1	-	-	-	-	-	1
	Para-Athletics	-	-	2	-	-	-	-	-	2
	Para-Powerlifting	-	-	-	1	-	-	-	-	1
	Rowing	1	-	-	-	-	-	-	-	1
	Rugby Union	1	-	-	-	-	-	-	-	1
	Skating	-	-	-	1	-	-	-	-	1
	Sport Climbing	-	-	1	-	-	-	-	-	1
	Tennis	-	-	1	-	-	-	-	-	1
	Triathlon	1	-	-	-	-	-	-	-	1
	Volleyball	-	-	1	-	-	-	-	-	1
	Weightlifting	2	-	1	-	-	-	-	-	3
114	Jamaica	1	-	-	-	-	-	-	-	1
	Athletics	1	-	-	-	-	-	-	-	1

\* As indicated in the decisions received by WADA.



Table 11 - Total analytical ADRVs from Athletes by Nationality and Sport\* (continued)

		Urine				Blood				
		Out-Of-Competition		In-Competition		Out-Of-Competition		In-Competition		
Ranking by Total ADRVs	Nationality - Sport	M	F	M	F	M	F	M	F	Total Analytical ADRV
81	Japan	1	-	1	1	-	-	-	-	3
	Cycling	-	-	1	1	-	-	-	-	2
	Field Hockey	1	-	-	-	-	-	-	-	1
115	Jordan	-	-	1	-	-	-	-	-	1
	Basketball	-	-	1	-	-	-	-	-	1
5	Kazakhstan	15	7	21	14	-	-	-	-	57
	Aquatics	-	-	1	-	-	-	-	-	1
	Arm Wrestling	-	-	2	-	-	-	-	-	2
	Athletics	-	-	1	-	-	-	-	-	1
	Bandy	1	-	-	-	-	-	-	-	1
	Boxing	3	-	-	-	-	-	-	-	3
	Canoe	-	-	-	1	-	-	-	-	1
	Electronic Sports	1	-	-	-	-	-	-	-	1
	Judo	-	-	1	-	-	-	-	-	1
	Mixed Martial Arts	1	-	1	1	-	-	-	-	3
	Muaythai	-	-	-	1	-	-	-	-	1
	Para-Powerlifting	-	-	-	1	-	-	-	-	1
	Powerlifting	-	-	3	-	-	-	-	-	3
	Sambo	-	-	1	-	-	-	-	-	1
	Skiing	-	-	-	1	-	-	-	-	1
	Weightlifting	8	7	11	6	-	-	-	-	32
	Wrestling	1	-	-	2	-	-	-	-	3
	Wushu	-	-	-	1	-	-	-	-	1
3	Kenya	9	8	26	27	2	-	-	-	72
	Athletics	8	8	23	26	2	-	-	-	67
	Basketball	-	-	1	-	-	-	-	-	1
	Bodybuilding	-	-	2	-	-	-	-	-	2
	Handball	-	-	-	1	-	-	-	-	1
	Para-Athletics	1	-	-	-	-	-	-	-	1
21	Korea	10	-	8	4	-	-	-	-	22
	Aquatics	-	-	1	-	-	-	-	-	1
	Archery	-	-	-	1	-	-	-	-	1
	Bodybuilding	10	-	6	-	-	-	-	-	16
	Go	-	-	-	1	-	-	-	-	1
	Judo	-	-	1	-	-	-	-	-	1
	Para-Powerlifting	-	-	-	1	-	-	-	-	1
	Shooting Para Sport	-	-	-	1	-	-	-	-	1

\* As indicated in the decisions received by WADA.

Table 11 - Total analytical ADRVs from Athletes by Nationality and Sport\* (continued)

		Urine				Blood				
		Out-Of-Competition		In-Competition		Out-Of-Competition		In-Competition		
Ranking by Total ADRVs	Nationality - Sport	M	F	M	F	M	F	M	F	Total Analytical ADRV
93	Korea, DPR	-	1	1	-	-	-	-	-	2
	Athletics	-	-	1	-	-	-	-	-	1
	Judo	-	1	-	-	-	-	-	-	1
116	Kosovo	-	-	1	-	-	-	-	-	1
	Basketball	-	-	1	-	-	-	-	-	1
58	Kuwait	2	-	5	-	-	-	-	-	7
	Athletics	1	-	2	-	-	-	-	-	3
	Boxing	-	-	1	-	-	-	-	-	1
	Canoe	1	-	-	-	-	-	-	-	1
	Weightlifting	-	-	2	-	-	-	-	-	2
45	Kyrgyzstan	-	-	7	2	-	-	-	-	9
	Judo	-	-	1	2	-	-	-	-	3
	Weightlifting	-	-	1	-	-	-	-	-	1
	Wrestling	-	-	5	-	-	-	-	-	5
63	Latvia	1	-	3	2	-	-	-	-	6
	Athletics	-	-	-	1	-	-	-	-	1
	Badminton	-	-	1	-	-	-	-	-	1
	Boxing	1	-	-	-	-	-	-	-	1
	Functional Fitness	-	-	1	-	-	-	-	-	1
	Ice Hockey	-	-	-	1	-	-	-	-	1
	Skiing	-	-	1	-	-	-	-	-	1
117	Lebanon	-	-	-	1	-	-	-	-	1
	Powerlifting	-	-	-	1	-	-	-	-	1
94	Libya	-	-	2	-	-	-	-	-	2
	Para-Powerlifting	-	-	1	-	-	-	-	-	1
	Powerlifting	-	-	1	-	-	-	-	-	1
46	Lithuania	-	-	5	4	-	-	-	-	9
	Athletics	-	-	-	2	-	-	-	-	2
	Powerlifting	-	-	3	1	-	-	-	-	4
	Rugby League	-	-	1	-	-	-	-	-	1
	Sambo	-	-	1	-	-	-	-	-	1
	Skating	-	-	-	1	-	-	-	-	1
82	Malta	-	-	2	1	-	-	-	-	3
	Football	-	-	1	-	-	-	-	-	1
	Tennis	-	-	1	-	-	-	-	-	1
	Volleyball	-	-	-	1	-	-	-	-	1
20	Mexico	4	1	10	9	-	-	-	-	24
	Aquatics	-	-	-	1	-	-	-	-	1

\* As indicated in the decisions received by WADA.

Table 11 - Total analytical ADRVs from Athletes by Nationality and Sport\* (continued)

		Urine				Blood				
		Out-Of-Competition		In-Competition		Out-Of-Competition		In-Competition		
Ranking by Total ADRVs	Nationality - Sport	M	F	M	F	M	F	M	F	Total Analytical ADRV
	Athletics	-	-	-	3	-	-	-	-	3
	Baseball	1	-	-	-	-	-	-	-	1
	Bodybuilding	1	1	-	-	-	-	-	-	2
	Boxing	-	-	2	-	-	-	-	-	2
	Canoe	-	-	1	-	-	-	-	-	1
	Cycling	-	-	-	1	-	-	-	-	1
	Football	1	-	-	-	-	-	-	-	1
	Judo	-	-	-	1	-	-	-	-	1
	Mixed Martial Arts	1	-	1	-	-	-	-	-	2
	Powerlifting	-	-	2	1	-	-	-	-	3
	Rowing	-	-	-	1	-	-	-	-	1
	Volleyball	-	-	1	-	-	-	-	-	1
	Weightlifting	-	-	1	-	-	-	-	-	1
	Wrestling	-	-	1	-	-	-	-	-	1
	Wushu	-	-	1	1	-	-	-	-	2
59	Moldova	-	1	3	3	-	-	-	-	7
	Arm Wrestling	-	-	1	-	-	-	-	-	1
	Athletics	-	1	-	-	-	-	-	-	1
	Kickboxing	-	-	-	1	-	-	-	-	1
	Kurash	-	-	-	1	-	-	-	-	1
	Motorcycle Racing	-	-	1	-	-	-	-	-	1
	Sambo	-	-	-	1	-	-	-	-	1
	Weightlifting	-	-	1	-	-	-	-	-	1
95	Monaco	2	-	-	-	-	-	-	-	2
	Powerlifting	1	-	-	-	-	-	-	-	1
	Rugby Union	1	-	-	-	-	-	-	-	1
51	Mongolia	2	1	3	2	-	-	-	-	8
	Bodybuilding	-	-	1	-	-	-	-	-	1
	Boxing	-	-	1	-	-	-	-	-	1
	Powerlifting	-	-	-	2	-	-	-	-	2
	Weightlifting	-	1	-	-	-	-	-	-	1
	Wrestling	2	-	1	-	-	-	-	-	3
96	Montenegro	-	-	2	-	-	-	-	-	2
	Kickboxing	-	-	1	-	-	-	-	-	1
	Para-Swimming	-	-	1	-	-	-	-	-	1
43	Morocco	2	-	8	-	-	-	-	-	10
	Athletics	1	-	2	-	-	-	-	-	3
	Bodybuilding	-	-	1	-	-	-	-	-	1
	Handball	-	-	1	-	-	-	-	-	1

\* As indicated in the decisions received by WADA.

Table 11 - Total analytical ADRVs from Athletes by Nationality and Sport\* (continued)

		Urine				Blood				
		Out-Of-Competition		In-Competition		Out-Of-Competition		In-Competition		
Ranking by Total ADRVs	Nationality - Sport	M	F	M	F	M	F	M	F	Total Analytical ADRV
	Kickboxing	-	-	1	-	-	-	-	-	1
	Mixed Martial Arts	-	-	1	-	-	-	-	-	1
	Para-Athletics	-	-	1	-	-	-	-	-	1
	Weightlifting	1	-	-	-	-	-	-	-	1
	Wrestling	-	-	1	-	-	-	-	-	1
64	Netherlands	1	-	4	1	-	-	-	-	6
	Bodybuilding	-	-	-	1	-	-	-	-	1
	Cycling	1	-	-	-	-	-	-	-	1
	Football	-	-	1	-	-	-	-	-	1
	Kickboxing	-	-	1	-	-	-	-	-	1
	Powerlifting	-	-	2	-	-	-	-	-	2
65	New Zealand	-	1	5	-	-	-	-	-	6
	Archery	-	-	1	-	-	-	-	-	1
	Football	-	-	1	-	-	-	-	-	1
	Powerlifting	-	1	1	-	-	-	-	-	2
	Rugby League	-	-	1	-	-	-	-	-	1
	Rugby Union	-	-	1	-	-	-	-	-	1
52	Nigeria	-	2	4	2	-	-	-	-	8
	Athletics	-	-	-	1	-	-	-	-	1
	Basketball	-	-	1	-	-	-	-	-	1
	Boxing	-	-	1	-	-	-	-	-	1
	Para-Athletics	-	1	-	-	-	-	-	-	1
	Para-Powerlifting	-	1	1	-	-	-	-	-	2
	Table Tennis	-	-	1	-	-	-	-	-	1
	Wrestling	-	-	-	1	-	-	-	-	1
9	Norway	7	1	31	2	-	-	-	-	41
	American Football	-	-	3	-	-	-	-	-	3
	Arm Wrestling	2	-	-	-	-	-	-	-	2
	Athletics	-	-	1	-	-	-	-	-	1
	Basketball	-	-	3	-	-	-	-	-	3
	Billiards Sports	-	-	2	-	-	-	-	-	2
	Cheer	-	-	1	-	-	-	-	-	1
	Cycling	-	-	1	-	-	-	-	-	1
	Equestrian	-	-	-	1	-	-	-	-	1
	Floorball	-	-	1	-	-	-	-	-	1
	Football	-	-	8	-	-	-	-	-	8
	Ice Hockey	-	-	4	-	-	-	-	-	4
	Ju-Jitsu	1	-	-	-	-	-	-	-	1

\* As indicated in the decisions received by WADA.

Table 11 - Total analytical ADRVs from Athletes by Nationality and Sport\* (continued)

		Urine				Blood				
		Out-Of-Competition		In-Competition		Out-Of-Competition		In-Competition		
Ranking by Total ADRVs	Nationality - Sport	M	F	M	F	M	F	M	F	Total Analytical ADRV
	Powerlifting	3	-	1	1	-	-	-	-	5
	Rugby League	-	-	1	-	-	-	-	-	1
	Rugby Union	-	-	1	-	-	-	-	-	1
	Taekwondo	-	-	2	-	-	-	-	-	2
	Weightlifting	1	1	-	-	-	-	-	-	2
	Wrestling	-	-	2	-	-	-	-	-	2
47	Pakistan	2	3	3	1	-	-	-	-	9
	Athletics	-	3	2	1	-	-	-	-	6
	Kabaddi	1	-	-	-	-	-	-	-	1
	Weightlifting	-	-	1	-	-	-	-	-	1
	Wushu	1	-	-	-	-	-	-	-	1
73	Panama	-	-	4	-	-	-	-	-	4
	Baseball	-	-	1	-	-	-	-	-	1
	Football	-	-	1	-	-	-	-	-	1
	Powerlifting	-	-	2	-	-	-	-	-	2
30	Paraguay	2	-	12	2	-	-	-	-	16
	Aquatics	-	-	1	-	-	-	-	-	1
	Bodybuilding	-	-	-	1	-	-	-	-	1
	Football	1	-	5	-	-	-	-	-	6
	Handball	-	-	1	-	-	-	-	-	1
	Rugby Union	-	-	5	1	-	-	-	-	6
	Weightlifting	1	-	-	-	-	-	-	-	1
97	Peru	-	-	1	1	-	-	-	-	2
	Athletics	-	-	-	1	-	-	-	-	1
	Lacrosse	-	-	1	-	-	-	-	-	1
83	Philippines	-	1	1	-	-	1	-	-	3
	Basketball	-	-	1	-	-	-	-	-	1
	Cycling	-	1	-	-	-	1	-	-	2
19	Poland	5	-	18	2	-	-	-	-	25
	American Football	-	-	2	-	-	-	-	-	2
	Aquatics	-	-	1	-	-	-	-	-	1
	Boxing	-	-	1	1	-	-	-	-	2
	Canoe	1	-	-	-	-	-	-	-	1
	Football	-	-	1	-	-	-	-	-	1
	Handball	-	-	1	-	-	-	-	-	1
	Kickboxing	-	-	-	1	-	-	-	-	1
	Mixed Martial Arts	-	-	2	-	-	-	-	-	2
	Muaythai	1	-	1	-	-	-	-	-	2
	Para-Powerlifting	1	-	1	-	-	-	-	-	2

\* As indicated in the decisions received by WADA.

Table 11 - Total analytical ADRVs from Athletes by Nationality and Sport\* (continued)

		Urine				Blood				
		Out-Of-Competition		In-Competition		Out-Of-Competition		In-Competition		
Ranking by Total ADRVs	Nationality - Sport	M	F	M	F	M	F	M	F	Total Analytical ADRV
	Powerlifting	-	-	3	-	-	-	-	-	3
	Rugby Union	-	-	2	-	-	-	-	-	2
	Shooting	-	-	1	-	-	-	-	-	1
	Wrestling	2	-	2	-	-	-	-	-	4
66	Portugal	1	-	3	2	-	-	-	-	6
	Cycling	-	-	1	1	-	-	-	-	2
	Football	-	-	2	-	-	-	-	-	2
	Roller Sports	-	-	-	1	-	-	-	-	1
	Rugby Union	1	-	-	-	-	-	-	-	1
35	Puerto Rico	2	2	6	2	-	-	-	-	12
	Athletics	-	-	-	1	-	-	-	-	1
	Baseball	1	-	1	-	-	-	-	-	2
	Boxing	-	-	1	-	-	-	-	-	1
	Cycling	-	-	1	-	-	-	-	-	1
	Judo	-	1	-	1	-	-	-	-	2
	Para-Athletics	-	1	-	-	-	-	-	-	1
	Powerlifting	1	-	-	-	-	-	-	-	1
	Volleyball	-	-	1	-	-	-	-	-	1
	Weightlifting	-	-	1	-	-	-	-	-	1
	Wrestling	-	-	1	-	-	-	-	-	1
60	Qatar	1	-	2	3	1	-	-	-	7
	Athletics	-	-	1	-	-	-	-	-	1
	Basketball	-	-	-	1	-	-	-	-	1
	Cycling	1	-	-	-	1	-	-	-	2
	Equestrian	-	-	1	-	-	-	-	-	1
	Shooting	-	-	-	2	-	-	-	-	2
26	Romania	-	2	14	1	-	-	-	-	17
	Arm Wrestling	-	-	2	-	-	-	-	-	2
	Athletics	-	1	1	-	-	-	-	-	2
	Bodybuilding	-	-	4	1	-	-	-	-	5
	Boxing	-	-	1	-	-	-	-	-	1
	Chess	-	-	1	-	-	-	-	-	1
	Handball	-	-	1	-	-	-	-	-	1
	Karate	-	1	-	-	-	-	-	-	1
	Mixed Martial Arts	-	-	1	-	-	-	-	-	1
	Powerlifting	-	-	1	-	-	-	-	-	1
	Rugby Union	-	-	1	-	-	-	-	-	1
	Table Tennis	-	-	1	-	-	-	-	-	1

\* As indicated in the decisions received by WADA.

Table 11 - Total analytical ADRVs from Athletes by Nationality and Sport\* (continued)

		Urine				Blood				
		Out-Of-Competition		In-Competition		Out-Of-Competition		In-Competition		
Ranking by Total ADRVs	Nationality - Sport	M	F	M	F	M	F	M	F	Total Analytical ADRV
2	Russia	9	6	65	29	-	-	-	-	109
	American Football	-	-	2	-	-	-	-	-	2
	Aquatics	-	-	4	3	-	-	-	-	7
	Arm Wrestling	-	-	2	-	-	-	-	-	2
	Athletics	-	-	2	1	-	-	-	-	3
	Bandy	-	-	1	-	-	-	-	-	1
	Basketball	-	-	2	-	-	-	-	-	2
	Biathlon	1	-	-	-	-	-	-	-	1
	Boccia	-	1	-	-	-	-	-	-	1
	Bodybuilding	-	1	7	-	-	-	-	-	8
	Boxing	1	-	2	-	-	-	-	-	3
	Canoe	-	-	2	-	-	-	-	-	2
	Curling	-	-	-	1	-	-	-	-	1
	Cycling	-	1	-	1	-	-	-	-	2
	Football	-	-	1	-	-	-	-	-	1
	Gymnastics	-	-	-	1	-	-	-	-	1
	Ice Hockey	-	-	7	-	-	-	-	-	7
	Judo	-	-	1	1	-	-	-	-	2
	Karate	-	-	1	2	-	-	-	-	3
	Muaythai	-	-	2	1	-	-	-	-	3
	Para-Powerlifting	-	-	1	-	-	-	-	-	1
	Powerlifting	-	-	5	7	-	-	-	-	12
	Rowing	-	-	2	1	-	-	-	-	3
	Rugby Union	-	-	5	-	-	-	-	-	5
	Sailing	-	1	-	-	-	-	-	-	1
	Sambo	-	1	3	-	-	-	-	-	4
	Skating	-	-	-	2	-	-	-	-	2
	Skiing	-	-	1	-	-	-	-	-	1
	Sport Climbing	-	-	-	1	-	-	-	-	1
	Taekwondo	-	1	-	1	-	-	-	-	2
	Tennis	1	-	-	-	-	-	-	-	1
	Underwater Sports	-	-	-	1	-	-	-	-	1
	Volleyball	-	-	1	-	-	-	-	-	1
	Weightlifting	3	-	4	5	-	-	-	-	12
	Wrestling	3	-	7	-	-	-	-	-	10
118	Rwanda	-	-	1	-	-	-	-	-	1
	Athletics	-	-	1	-	-	-	-	-	1

\* As indicated in the decisions received by WADA.

Table 11 - Total analytical ADRVs from Athletes by Nationality and Sport\* (continued)

		Urine				Blood				
		Out-Of-Competition		In-Competition		Out-Of-Competition		In-Competition		
Ranking by Total ADRVs	Nationality - Sport	M	F	M	F	M	F	M	F	Total Analytical ADRV
119	Samoa	1	-	-	-	-	-	-	-	1
	Rugby Union	1	-	-	-	-	-	-	-	1
36	Saudi Arabia	3	-	7	1	1	-	-	-	12
	Athletics	3	-	2	-	1	-	-	-	6
	Cycling	-	-	1	-	-	-	-	-	1
	Football	-	-	4	1	-	-	-	-	5
98	Serbia	-	-	2	-	-	-	-	-	2
	Judo	-	-	1	-	-	-	-	-	1
	Kickboxing	-	-	1	-	-	-	-	-	1
67	Seychelles	1	4	-	1	-	-	-	-	6
	Weightlifting	1	4	-	1	-	-	-	-	6
74	Slovakia	-	-	2	2	-	-	-	-	4
	Bodybuilding	-	-	1	2	-	-	-	-	3
	Powerlifting	-	-	1	-	-	-	-	-	1
84	Slovenia	-	-	2	1	-	-	-	-	3
	Football	-	-	2	-	-	-	-	-	2
	Powerlifting	-	-	-	1	-	-	-	-	1
10	South Africa	3	-	31	7	-	-	-	-	41
	Aquatics	-	-	-	1	-	-	-	-	1
	Athletics	-	-	7	3	-	-	-	-	10
	Bodybuilding	-	-	7	-	-	-	-	-	7
	Cycling	-	-	6	1	-	-	-	-	7
	Football	-	-	1	-	-	-	-	-	1
	Mixed Martial Arts	-	-	2	1	-	-	-	-	3
	Para-Athletics	-	-	2	-	-	-	-	-	2
	Powerlifting	1	-	3	1	-	-	-	-	5
	Rugby Union	1	-	1	-	-	-	-	-	2
	Table Tennis	-	-	1	-	-	-	-	-	1
	Weightlifting	1	-	1	-	-	-	-	-	2
12	Spain	3	1	22	2	1	-	-	-	29
	American Football	-	-	1	-	-	-	-	-	1
	Automobile Sports	-	-	2	-	-	-	-	-	2
	Basketball	-	-	1	-	-	-	-	-	1
	Boxing	-	-	2	-	-	-	-	-	2
	Canoe	1	-	2	-	-	-	-	-	3
	Cycling	1	-	7	1	1	-	-	-	10
	Kickboxing	-	-	1	-	-	-	-	-	1
	Mixed Martial Arts	-	-	1	-	-	-	-	-	1

\* As indicated in the decisions received by WADA.



Table 11 - Total analytical ADRVs from Athletes by Nationality and Sport\* (continued)

		Urine				Blood				
		Out-Of-Competition		In-Competition		Out-Of-Competition		In-Competition		
Ranking by Total ADRVs	Nationality - Sport	M	F	M	F	M	F	M	F	Total Analytical ADRV
	Para-Swimming	1	-	-	-	-	-	-	-	1
	Powerlifting	-	-	1	-	-	-	-	-	1
	Rowing	-	-	1	-	-	-	-	-	1
	Skating	-	1	-	-	-	-	-	-	1
	Waterskiing	-	-	1	-	-	-	-	-	1
	Weightlifting	-	-	1	1	-	-	-	-	2
	Wrestling	-	-	1	-	-	-	-	-	1
75	Sri Lanka	1	-	2	1	-	-	-	-	4
	Athletics	-	-	-	1	-	-	-	-	1
	Cycling	-	-	1	-	-	-	-	-	1
	Powerlifting	-	-	1	-	-	-	-	-	1
	Weightlifting	1	-	-	-	-	-	-	-	1
120	Suriname	1	-	-	-	-	-	-	-	1
	Athletics	1	-	-	-	-	-	-	-	1
53	Sweden	2	-	5	1	-	-	-	-	8
	American Football	-	-	1	-	-	-	-	-	1
	Boxing	1	-	-	-	-	-	-	-	1
	Motorcycle Racing	-	-	2	-	-	-	-	-	2
	Muaythai	1	-	-	-	-	-	-	-	1
	Powerlifting	-	-	1	-	-	-	-	-	1
	Rugby Union	-	-	1	-	-	-	-	-	1
	Tennis	-	-	-	1	-	-	-	-	1
99	Switzerland	-	-	1	1	-	-	-	-	2
	Kendo	-	-	-	1	-	-	-	-	1
	Volleyball	-	-	1	-	-	-	-	-	1
100	Syria	-	-	1	1	-	-	-	-	2
	Powerlifting	-	-	1	1	-	-	-	-	2
85	Tajikistan	2	-	1	-	-	-	-	-	3
	Arm Wrestling	1	-	-	-	-	-	-	-	1
	Football	1	-	-	-	-	-	-	-	1
	Mixed Martial Arts	-	-	1	-	-	-	-	-	1
86	Tanzania	-	-	3	-	-	-	-	-	3
	Bodybuilding	-	-	3	-	-	-	-	-	3
23	Thailand	-	-	16	3	-	-	-	-	19
	Archery	-	-	1	-	-	-	-	-	1
	Athletics	-	-	1	-	-	-	-	-	1
	Basketball	-	-	2	-	-	-	-	-	2
	Bodybuilding	-	-	8	1	-	-	-	-	9

\* As indicated in the decisions received by WADA.

Table 11 - Total analytical ADRVs from Athletes by Nationality and Sport\* (continued)

		Urine				Blood				
		Out-Of-Competition		In-Competition		Out-Of-Competition		In-Competition		
Ranking by Total ADRVs	Nationality - Sport	M	F	M	F	M	F	M	F	Total Analytical ADRV
	Boxing	-	-	2	-	-	-	-	-	2
	Judo	-	-	-	1	-	-	-	-	1
	Para-Athletics	-	-	1	-	-	-	-	-	1
	Powerlifting	-	-	-	1	-	-	-	-	1
	Taekwondo	-	-	1	-	-	-	-	-	1
101	Togo	2	-	-	-	-	-	-	-	2
	Cycling	2	-	-	-	-	-	-	-	2
102	Trinidad and Tobago	1	-	-	1	-	-	-	-	2
	Field Hockey	1	-	-	-	-	-	-	-	1
	Powerlifting	-	-	-	1	-	-	-	-	1
61	Tunisia	2	2	3	-	-	-	-	-	7
	Athletics	-	-	1	-	-	-	-	-	1
	Basketball	-	-	1	-	-	-	-	-	1
	Bodybuilding	1	-	-	-	-	-	-	-	1
	Football	-	-	1	-	-	-	-	-	1
	Para-Athletics	1	1	-	-	-	-	-	-	2
	Weightlifting	-	1	-	-	-	-	-	-	1
27	Türkiye	4	-	11	2	-	-	-	-	17
	Boxing	-	-	-	1	-	-	-	-	1
	Powerlifting	-	-	2	-	-	-	-	-	2
	Weightlifting	2	-	4	1	-	-	-	-	7
	Wrestling	2	-	5	-	-	-	-	-	7
33	Turkmenistan	5	3	3	2	-	-	-	-	13
	Aquatics	1	-	-	-	-	-	-	-	1
	Judo	2	-	-	-	-	-	-	-	2
	Kurash	-	-	1	1	-	-	-	-	2
	Weightlifting	1	3	1	-	-	-	-	-	5
	Wushu	1	-	1	1	-	-	-	-	3
68	Uganda	-	1	3	2	-	-	-	-	6
	Athletics	-	1	2	2	-	-	-	-	5
	Rugby Union	-	-	1	-	-	-	-	-	1
15	Ukraine	3	5	12	7	-	-	-	-	27
	Aquatics	-	-	1	-	-	-	-	-	1
	Arm Wrestling	-	-	1	-	-	-	-	-	1
	Athletics	1	-	3	3	-	-	-	-	7
	Biathlon	-	1	-	-	-	-	-	-	1
	Canoe	1	-	-	-	-	-	-	-	1
	Ju-Jitsu	-	-	-	1	-	-	-	-	1
	Kickboxing	-	-	-	1	-	-	-	-	1

\* As indicated in the decisions received by WADA.

Table 11 - Total analytical ADRVs from Athletes by Nationality and Sport\* (continued)

		Urine				Blood				
		Out-Of-Competition		In-Competition		Out-Of-Competition		In-Competition		
Ranking by Total ADRVs	Nationality - Sport	M	F	M	F	M	F	M	F	Total Analytical ADRV
	Mixed Martial Arts	-	-	-	1	-	-	-	-	1
	Powerlifting	1	-	2	1	-	-	-	-	4
	Rowing	-	-	1	-	-	-	-	-	1
	Triathlon	-	-	1	-	-	-	-	-	1
	Volleyball	-	-	1	-	-	-	-	-	1
	Weightlifting	-	2	2	-	-	-	-	-	4
	Wrestling	-	2	-	-	-	-	-	-	2
87	United Arab Emirates	1	-	2	-	-	-	-	-	3
	Athletics	-	-	1	-	-	-	-	-	1
	Functional Fitness	-	-	1	-	-	-	-	-	1
	Volleyball	1	-	-	-	-	-	-	-	1
16	United Kingdom	9	1	14	1	1	-	-	-	26
	Bodybuilding	-	-	2	-	-	-	-	-	2
	Cricket	1	-	-	-	-	-	-	-	1
	Cycling	-	1	-	-	-	-	-	-	1
	Kickboxing	-	-	1	-	-	-	-	-	1
	Powerlifting	-	-	2	1	-	-	-	-	3
	Rugby League	3	-	7	-	-	-	-	-	10
	Rugby Union	5	-	2	-	1	-	-	-	8
8	United States of America	6	7	24	8	1	-	-	-	46
	American Football	-	-	1	-	-	-	-	-	1
	Aquatics	-	-	1	2	-	-	-	-	3
	Athletics	3	3	-	1	-	-	-	-	7
	Baseball	-	-	4	-	-	-	-	-	4
	Basketball	-	-	5	-	-	-	-	-	5
	Boxing	-	-	1	-	-	-	-	-	1
	Cycling	1	-	1	1	-	-	-	-	3
	Field Hockey	-	-	1	-	-	-	-	-	1
	Ice Hockey	-	-	1	-	-	-	-	-	1
	Lacrosse	-	-	1	-	-	-	-	-	1
	Mixed Martial Arts	-	-	1	1	-	-	-	-	2
	Para-Alpine Skiing	-	1	-	-	-	-	-	-	1
	Para-Athletics	1	1	-	-	-	-	-	-	2
	Powerlifting	-	-	1	-	-	-	-	-	1
	Rowing	-	-	1	-	-	-	-	-	1
	Surfing	-	-	1	-	-	-	-	-	1
	Tennis	-	-	1	-	-	-	-	-	1
	Triathlon	1	-	-	-	1	-	-	-	2

\* As indicated in the decisions received by WADA.

Table 11 - Total analytical ADRVs from Athletes by Nationality and Sport\* (continued)

		Urine				Blood				
		Out-Of-Competition		In-Competition		Out-Of-Competition		In-Competition		
Ranking by Total ADRVs	Nationality - Sport	M	F	M	F	M	F	M	F	Total Analytical ADRV
	Waterskiing	-	-	1	-	-	-	-	-	1
	Weightlifting	-	2	2	3	-	-	-	-	7
121	Uruguay	-	-	1	-	-	-	-	-	1
	Rugby Union	-	-	1	-	-	-	-	-	1
24	Uzbekistan	3	1	10	5	-	-	-	-	19
	Aquatics	-	1	-	-	-	-	-	-	1
	Arm Wrestling	1	-	-	-	-	-	-	-	1
	Athletics	-	-	-	2	-	-	-	-	2
	Canoe	-	-	-	1	-	-	-	-	1
	Cycling	-	-	1	-	-	-	-	-	1
	Football	-	-	1	-	-	-	-	-	1
	Judo	1	-	-	-	-	-	-	-	1
	Kurash	1	-	2	-	-	-	-	-	3
	Mixed Martial Arts	-	-	-	1	-	-	-	-	1
	Para-Athletics	-	-	2	-	-	-	-	-	2
	Para-Powerlifting	-	-	1	-	-	-	-	-	1
	Rowing	-	-	2	-	-	-	-	-	2
	Sambo	-	-	-	1	-	-	-	-	1
	Weightlifting	-	-	1	-	-	-	-	-	1
69	Venezuela	2	-	4	-	-	-	-	-	6
	Bodybuilding	1	-	-	-	-	-	-	-	1
	Cycling	-	-	1	-	-	-	-	-	1
	Football	-	-	1	-	-	-	-	-	1
	Mixed Martial Arts	-	-	1	-	-	-	-	-	1
	Para-Athletics	1	-	-	-	-	-	-	-	1
	Roller Sports	-	-	1	-	-	-	-	-	1
88	Vietnam	-	-	2	1	-	-	-	-	3
	Gymnastics	-	-	-	1	-	-	-	-	1
	Wushu	-	-	2	-	-	-	-	-	2
122	Virgin Islands (U.S.)	-	-	-	1	-	-	-	-	1
	Powerlifting	-	-	-	1	-	-	-	-	1
	Grand Total	274	108	933	308	17	5	4	1	1,650

\* As indicated in the decisions received by WADA.

---

# Section 4

## Outcomes of 2023 Non-Analytical cases

---

Table 1 - Non-Analytical ADRV Cases Committed by Athletes\* by Sport and Nationality\*

Sport-Athlete Nationality	ADRV Cases
<b>American Football</b>	<b>3</b>
Italy	1
Russia	1
Switzerland	1
<b>Aquatics</b>	<b>8</b>
Brazil	1
China	1
Greece	1
Italy	1
Kazakhstan	1
Paraguay	1
Russia	2
<b>Arm Wrestling</b>	<b>4</b>
Egypt	1
Norway	1
Russia	2
<b>Athletics</b>	<b>68</b>
Belarus	1
Brazil	1
France	1
Germany	3
India	3
Italy	7
Jamaica	2
Kenya	8
Kuwait	1
Lesotho	2
Mexico	1
New Zealand	1
Nigeria	1
Poland	1
Romania	1
Russia	22
South Africa	1
Sweden	2
Switzerland	2
Türkiye	1
Ukraine	1
United States of America	4
Uzbekistan	1
<b>Baseball</b>	<b>2</b>
Germany	1
Korea	1

\* As indicated in the decisions received by WADA.

\*\* As recorded in ADAMS.

Table 1 - Non-Analytical ADRV Cases Committed by Athletes\* by Sport and Nationality\* (continued)

Sport-Athlete Nationality	ADRV Cases
Basketball	3
Kuwait	1
Spain	1
United States of America	1
Biathlon	2
Russia	2
Bobsleigh	5
Latvia	1
Romania	1
Russia	2
United Kingdom	1
Bodybuilding	46
China	1
Costa Rica	4
Croatia	1
Greece	2
Indonesia	1
Italy	10
Japan	1
Jordan	5
Kenya	1
Korea	1
Lithuania	1
Romania	4
Russia	10
South Africa	1
Tunisia	3
Bowling	1
Korea	1
Boxing	9
Dominican Republic	1
Latvia	1
Morocco	1
Russia	4
Sweden	1
United Kingdom	1
Canoe	1
Brazil	1
Cheer	1
Canada	1
Cricket	1
New Zealand	1

\* As indicated in the decisions received by WADA.  
\*\* As recorded in ADAMS.

Table 1 - Non-Analytical ADRV Cases Committed by Athletes\* by Sport and Nationality\* (continued)

Sport-Athlete Nationality	ADRV Cases
Cycling	43
Australia	1
Belarus	1
Brazil	1
Colombia	2
Ecuador	1
Germany	1
Italy	18
Mexico	2
Portugal	9
Switzerland	3
Ukraine	1
United States of America	3
Equestrian	2
Canada	1
Sri Lanka	1
Field Hockey	1
Australia	1
Floorball	1
Slovakia	1
Football	10
Australia	1
Austria	1
Belgium	1
Iraq	1
Italy	2
Kuwait	1
Switzerland	2
United Kingdom	1
Handball	1
Bosnia and Herzegovina	1
Judo	2
Belgium	1
Spain	1
Kabaddi	1
India	1
Modern Pentathlon	2
Russia	2
Mountaineering and Climbing	1
Switzerland	1

\* As indicated in the decisions received by WADA.

\*\* As recorded in ADAMS.



Table 1 - Non-Analytical ADRV Cases Committed by Athletes\* by Sport and Nationality\* (continued)

Sport-Athlete Nationality	ADRV Cases
Muaythai	3
France	1
Russia	1
Thailand	1
Para-Athletics	2
Brazil	1
Italy	1
Para-Nordic Skiing	1
Russia	1
Para-Snowboard	1
United States of America	1
Powerlifting	20
Azerbaijan	1
Belarus	1
Brazil	2
Canada	1
France	1
Hungary	1
Italy	1
Lithuania	6
Poland	1
Russia	4
South Africa	1
Roller Sports	1
Italy	1
Rowing	1
Brazil	1
Rugby League	2
France	1
United Kingdom	1
Rugby Union	2
United Kingdom	1
Uruguay	1
Sambo	1
Russia	1
School Sports	1
China	1
Shooting	1
Switzerland	1
Skiing	6
Italy	1
Russia	5

\* As indicated in the decisions received by WADA.  
\*\* As recorded in ADAMS.

Table 1 - Non-Analytical ADRV Cases Committed by Athletes\* by Sport and Nationality\* (continued)

Sport-Athlete Nationality	ADRV Cases
Squash	1
Kuwait	1
Table Tennis	3
Italy	1
Russia	1
United States of America	1
Taekwondo	2
China	1
United States of America	1
Tennis	6
China	1
Ecuador	1
France	1
Russia	2
Sweden	1
Triathlon	2
Austria	1
Switzerland	1
Volleyball	6
Denmark	1
Russia	5
Weightlifting	35
Bulgaria	1
Italy	2
Kazakhstan	1
Mauritius	1
Romania	1
Russia	26
Türkiye	2
Ukraine	1
Wrestling	12
Belarus	1
France	1
India	1
Romania	1
Russia	7
Türkiye	1
Grand Total	327

\* As indicated in the decisions received by WADA.  
\*\* As recorded in ADAMS.

Table 2 - Non-Analytical ADRV Cases Committed by Athletes\* by Nationality\*\* and Sport

Athlete Nationality-Sport	ADRV Cases
Australia	3
Cycling	1
Field Hockey	1
Football	1
Austria	2
Football	1
Triathlon	1
Azerbaijan	1
Powerlifting	1
Belarus	4
Athletics	1
Cycling	1
Powerlifting	1
Wrestling	1
Belgium	2
Football	1
Judo	1
Bosnia and Herzegovina	1
Handball	1
Brazil	8
Aquatics	1
Athletics	1
Canoe	1
Cycling	1
Para-Athletics	1
Powerlifting	2
Rowing	1
Bulgaria	1
Weightlifting	1
Canada	3
Cheer	1
Equestrian	1
Powerlifting	1
China	5
Aquatics	1
Bodybuilding	1
School Sports	1
Taekwondo	1
Tennis	1
Colombia	2
Cycling	2
Costa Rica	4
Bodybuilding	4

\* As indicated in the decisions received by WADA.  
\*\* As recorded in ADAMS.

Table 2 - Non-Analytical ADRV Cases Committed by Athletes\* by Nationality\*\* and Sport (continued)

Athlete Nationality-Sport	ADRV Cases
Croatia	1
Bodybuilding	1
Denmark	1
Volleyball	1
Dominican Republic	1
Boxing	1
Ecuador	2
Cycling	1
Tennis	1
Egypt	1
Arm Wrestling	1
France	6
Athletics	1
Muaythai	1
Powerlifting	1
Rugby League	1
Tennis	1
Wrestling	1
Germany	5
Athletics	3
Baseball	1
Cycling	1
Greece	3
Aquatics	1
Bodybuilding	2
Hungary	1
Powerlifting	1
India	5
Athletics	3
Kabaddi	1
Wrestling	1
Indonesia	1
Bodybuilding	1
Iraq	1
Football	1
Italy	46
American Football	1
Aquatics	1
Athletics	7
Bodybuilding	10
Cycling	18
Football	2
Para-Athletics	1

\* As indicated in the decisions received by WADA.  
\*\* As recorded in ADAMS.

Table 2 - Non-Analytical ADRV Cases Committed by Athletes\* by Nationality\*\* and Sport (continued)

Athlete Nationality-Sport	ADRV Cases
Powerlifting	1
Roller Sports	1
Skiing	1
Table Tennis	1
Weightlifting	2
<b>Jamaica</b>	<b>2</b>
Athletics	2
<b>Japan</b>	<b>1</b>
Bodybuilding	1
<b>Jordan</b>	<b>5</b>
Bodybuilding	5
<b>Kazakhstan</b>	<b>2</b>
Aquatics	1
Weightlifting	1
<b>Kenya</b>	<b>9</b>
Athletics	8
Bodybuilding	1
<b>Korea</b>	<b>3</b>
Baseball	1
Bodybuilding	1
Bowling	1
<b>Kuwait</b>	<b>4</b>
Athletics	1
Basketball	1
Football	1
Squash	1
<b>Latvia</b>	<b>2</b>
Bobsleigh	1
Boxing	1
<b>Lesotho</b>	<b>2</b>
Athletics	2
<b>Lithuania</b>	<b>7</b>
Bodybuilding	1
Powerlifting	6
<b>Mauritius</b>	<b>1</b>
Weightlifting	1
<b>Mexico</b>	<b>3</b>
Athletics	1
Cycling	2
<b>Morocco</b>	<b>1</b>
Boxing	1

\* As indicated in the decisions received by WADA.  
\*\* As recorded in ADAMS.

Table 2 - Non-Analytical ADRV Cases Committed by Athletes\* by Nationality\*\* and Sport (continued)

Athlete Nationality-Sport	ADRV Cases
New Zealand	2
Athletics	1
Cricket	1
Nigeria	1
Athletics	1
Norway	1
Arm Wrestling	1
Paraguay	1
Aquatics	1
Poland	2
Athletics	1
Powerlifting	1
Portugal	9
Cycling	9
Romania	8
Athletics	1
Bobsleigh	1
Bodybuilding	4
Weightlifting	1
Wrestling	1
Russia	100
American Football	1
Aquatics	2
Arm Wrestling	2
Athletics	22
Biathlon	2
Bobsleigh	2
Bodybuilding	10
Boxing	4
Modern Pentathlon	2
Muaythai	1
Para-Nordic Skiing	1
Powerlifting	4
Sambo	1
Skiing	5
Table Tennis	1
Tennis	2
Volleyball	5
Weightlifting	26
Wrestling	7
Slovakia	1
Floorball	1

\* As indicated in the decisions received by WADA.  
\*\* As recorded in ADAMS.

Table 2 - Non-Analytical ADRV Cases Committed by Athletes\* by Nationality\*\* and Sport (continued)

Athlete Nationality-Sport	ADRV Cases
South Africa	3
Athletics	1
Bodybuilding	1
Powerlifting	1
Spain	2
Basketball	1
Judo	1
Sri Lanka	1
Equestrian	1
Sweden	4
Athletics	2
Boxing	1
Tennis	1
Switzerland	11
American Football	1
Athletics	2
Cycling	3
Football	2
Mountaineering and Climbing	1
Shooting	1
Triathlon	1
Thailand	1
Muaythai	1
Tunisia	3
Bodybuilding	3
Türkiye	4
Athletics	1
Weightlifting	2
Wrestling	1
Ukraine	3
Athletics	1
Cycling	1
Weightlifting	1
United Kingdom	5
Bobsleigh	1
Boxing	1
Football	1
Rugby League	1
Rugby Union	1
United States of America	11
Athletics	4
Basketball	1
Cycling	3

\* As indicated in the decisions received by WADA.  
\*\* As recorded in ADAMS.

Table 2 - Non-Analytical ADRV Cases Committed by Athletes\* by Nationality\*\* and Sport (continued)

Athlete Nationality-Sport	ADRV Cases
Para-Snowboard	1
Table Tennis	1
Taekwondo	1
Uruguay	1
Rugby Union	1
Uzbekistan	1
Athletics	1
Grand Total	327

\* As indicated in the decisions received by WADA.  
\*\* As recorded in ADAMS.

Table 3 - Non-Analytical ADRV Cases Committed by Athlete Support Personnel\* by Nationality\*\*

Nationality	Athlete Support Personnel
Korea	1
Iraq	1
Norway	1
Puerto Rico	2
Belarus	1
Russia	3
Italy	1
South Africa	1
Switzerland	1
Colombia	1
Portugal	1
Brazil	2
China	4
United Kingdom	1
Romania	2
Türkiye	1
Grand Total	24

\* As indicated in the decisions received by WADA.  
\*\* As recorded in ADAMS.

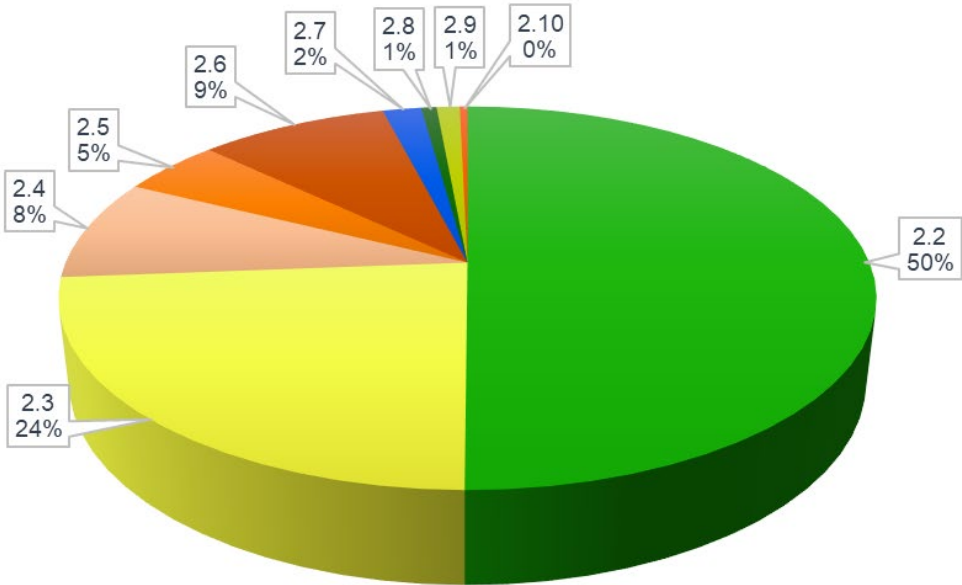


Table 4 - Non-Analytical Findings by Type of Violation - Athletes and Athlete Support Personnel (ASP)

Type of Violations according to Code Articles*	Occurrences*	
	Athlete	Athlete Support Personnel
2.2 Use of prohibited substance (determined by means other than a doping test)	275	N/A
2.3 Evasion / Refusal / Failure to give sample	130	N/A
2.4 Whereabouts failures (3 missed tests and/or filing failures)	47	N/A
2.5 Tampering	26	9
2.6 Possession	49	5
2.7 Trafficking	10	6
2.8 Administration	4	11
2.9 Complicity	6	13
2.10 Prohibited Association	2	2
Grand Total	549	46

\* Cases that are classified under multiple Code article violations are calculated as single occurrences for each type of violation. Therefore, the number of total occurrences is larger than that of non-analytical ADRV cases listed in Table 1, Table 2 and Table 3 of this section. This table includes all non-analytical cases, no matter the outcome.

Athlete cases - Types of Violations



Athlete Support Personnel cases - Types of Violations

