

World Anti- Doping Program

July
2025

2022 Anti-Doping Rule Violation (ADRV) Report

Table of Contents

	Page
Terms and Abbreviations	3
Explanations and Definitions	4
Background	4
Executive Summary	6
Section 1: Outcomes of 2022 AAFs¹ by Sport Category	10
Table 1 - AAF Outcomes by Sport Category	11
Table 2 - AAF Outcomes by Sport Category - ASOIF Sports/Disciplines	11
Table 3 - AAF Outcomes by Sport Category - WOF Sports/Disciplines	14
Table 4 - AAF Outcomes by Sport Category - ARISF Sports/Disciplines	14
Table 5 - AAF Outcomes by Sport Category - AIMS Sports/Disciplines	17
Table 6 - AAF Outcomes by Sport Category – IPC Sports/Discipline	17
Table 7 - AAF Outcomes by Sport Category - Sports/Disciplines for Athletes with an Impairment	19
Table 8 - AAF Outcomes by Sport Category - Other Sports - Code Signatories	20
Table 9 - AAF Outcomes by Sport Category - Other Sports (University) – Non-Code Signatories	20
Table 10 - AAF Outcomes by Sport Category – ADO Specific – Code Signatories Sports/Disciplines	21
Section 2: Outcomes of 2022 AAFs¹ by Testing Authority Category	23
Table 1 - AAF Outcomes by TA Category	23
Table 2 - AAF Outcomes by TA Category – NADOs	23
Table 3 - AAF Outcomes by TA Category – ASOIF	27
Table 4 - AAF Outcomes by TA Category - Other Code Signatories	28
Table 5 - AAF Outcomes by TA Category – AIMS	29
Table 6 - AAF Outcomes by TA Category – ARISF	29
Table 7 - AAF Outcomes by TA Category – WOF	30
Section 3: Report of 2022 Total Analytical ADRVs	31
Table 1 - Total ADRVs from Athletes by Sport Category	32
Table 2 - Total ADRVs from Athletes - ASOIF Sports by Nationality	32
Table 3 - Total ADRVs from Athletes - AIMS Sports by Nationality	43
Table 4 - Total ADRVs from Athletes - ARISF Sports by Athlete Nationality	45
Table 5 - Total ADRVs from Athletes - WOF Sports by Nationality	49
Table 6 - Total ADRVs from Athletes - Other Sports - Code Signatories by Nationality	50
Table 7 - Total ADRVs from Athletes - Other Sports (University) by Nationality	51
Table 8 - Total ADRVs from Athletes - IPC Sports by Nationality	51
Table 9 - Total ADRVs from Athletes - Impaired Signatories Sports by Nationality	52
Table 10 - Total ADRVs from Athletes - ADO Specific- Code Signatories Sports by Nationality	52
Table 11 - Total ADRVs from Athletes by Nationality and Sport	54
Section 4: Report of 2022 Non-Analytical cases²	76
Table 1 - Non-Analytical ADRVs Committed by Athletes by Sport and Nationality	77
Table 2 - Non-Analytical ADRVs Committed by Athletes by Nationality and Sport	80
Table 3 - Non-Analytical ADRVs Committed by Athlete Support Personnel by Nationality	84
Table 4 - Non-Analytical cases by Type of Violation-Athletes and Athlete Support Personnel	85

¹ The AAFs in this Report are based on results reported by WADA-accredited Laboratories in ADAMS for samples collected between 1 January 2022 and 31 December 2022.

² The non-analytical findings in this Report refer to ADRVs related to World Anti-Doping Code (Code) Article 2 other than presence of a prohibited substance and based on decisions made in 2022 and received by WADA.

Terms and Abbreviations

AAF	Adverse Analytical Finding
ABP	Athlete Biological Passport
ADAMS	Anti-Doping Administration and Management System
ADRV	Anti-Doping Rule Violation
AIMS	Sports attributed to IF members of the Alliance of Independent Recognized Members of Sport
AIOWF	Sports attributed to IF members of the Association of International Olympic Winter Sports Federations
ARISF	Sports attributed to IF members of the Association of IOC Recognized International Sports Federations
ASOIF	Sports attributed to IF members of the Association of Summer Olympic International Sports Federations
ASP	Athlete Support Personnel
IF	International Federation
IPC	International Paralympic Committee
MEO	Major Event Organization
NADO	National Anti-Doping Organization
NF	National Federation
NOC	National Olympic Committee
ADO Specific - CS	Sports regulated by a Non-Code Signatory; WADA has exceptionally permitted the ADO to enter the data in ADAMS as the ADO has confirmed that it has full authority and jurisdiction over this Sport and shall follow all requirements under the World Anti-Doping Code and International Standards in relation to any anti-doping activities/programs conducted in relation to this Sport.
Other - CS	Sport IFs (Non-ASOIF, AIOWF, ARISF and AIMS) which are Signatories of the Code
Other Sports	Sports or Sport Organizations which are not Signatories of the Code, but are present in the report because the Testing Authority under which the test was performed and the Results Management Authority are Signatories for these cases.
RADO	Regional Anti-Doping Organization
TA	Testing Authority
TUE	Therapeutic Use Exemption
(R)	A discipline which is discontinued in ADAMS based on request of the governing IF, being an event under an existing discipline or being no longer necessary for administrative purposes.
-	A "dash" represents "0" (no data) in the tables.

Explanations and Definitions

Outcomes of AAFs are classified under five categories in this Report:

Medical Reasons:	Cases in which the Athlete had or was granted a valid TUE that justified the presence of the Prohibited Substance in the Athlete's Sample and cases that are otherwise medically justified AAFs (low-level Athletes as per the definition of Athlete in the Code ³).
No Case to Answer:	Cases closed at the Results Management level, excluding TUE cases. Such cases include for example: authorized route of Administration for glucocorticosteroids; departure from International Standards; or cases outside of WADA's jurisdiction (including non-Code Signatories).
No Sanction:	Cases in which the Athlete was exonerated following the conclusion of disciplinary proceedings.
Pending:	Cases that have not yet been finalized following either the conclusion of disciplinary proceedings or at the Results Management level.
ADRV:	Cases for which a final decision has been rendered and a sanction (i.e., a reprimand or period of Ineligibility) was imposed against the Athlete following the conclusion of disciplinary proceedings.

³The definition of 'Athlete' in the 2021 Code stipulates that "An Anti-Doping Organization may elect to: conduct limited Testing or no Testing at all; analyze Samples for less than the full menu of Prohibited Substances; require limited or no whereabouts information; or not require advance TUEs." As a result, when an AAF is reported for a Recreational-level Athlete, the case can be closed if the Athlete provides a documented medical justification for the use of the substance(s).

Background of the 2022 ADRV Report

This is the ninth year for which WADA has published the ADRVs Report. The Report summarizes doping violations committed under the World Anti-Doping Code (Code) in 2022.

- The Report includes the Results Management outcomes received by WADA before 30 May 2025 of all Adverse Analytical Findings (AAFs) detected by WADA-accredited Laboratories for Samples collected from Athletes In- and Out-of-Competition in 2022. This also includes non-analytical findings for decisions rendered in 2022. Discrepancies from ADOs' published statistics may occur due to different reporting criteria.
- An **Analytical ADRV** refers to a violation of Code **Article 2.1** (Presence of a Prohibited Substance or its metabolites or markers in an Athlete's Sample) and is based on an AAF (otherwise known as a positive result), which indicates the presence of a Prohibited Substance or its metabolite(s) or of marker(s) in a urine and/or blood Sample collected from an Athlete and analyzed by a WADA-accredited Laboratory.
- A **non-analytical ADRV** is a case in which an Athlete or Athlete Support Person (coach, trainer, manager, agent, medical staff, parent, etc.) commits another type of ADRV that does not involve the detection of a Prohibited Substance or Prohibited Method in a urine or blood Sample from Athletes, as outlined in the 2022 Code Articles 2.2 to 2.11:

Article 2.2:	Use or attempted Use by an Athlete of a Prohibited Substance or a Prohibited Method
Article 2.3:	Evading, refusing or failing to submit to Sample collection by an Athlete
Article 2.4:	Whereabouts failures (any combination of three missed tests and/or filing failures within a 12-month period by an Athlete in a Registered Testing Pool)
Article 2.5:	Tampering or attempted Tampering with any part of Doping Control by an Athlete or other Person
Article 2.6:	Possession of a Prohibited Substance or a Prohibited Method by an Athlete or other Person
Article 2.7:	Trafficking or attempted trafficking in any prohibited substance or prohibited method by an Athlete or other Person
Article 2.8:	Administration or attempted Administration by an Athlete or other Person to any Athlete In-Competition of any Prohibited Substance or Prohibited Method or Administration or attempted Administration to any Athlete Out-of-Competition of any Prohibited Substance or any Prohibited Method that is prohibited Out-of- Competition.
Article 2.9:	Complicity or attempted Complicity by an Athlete or other Person
Article 2.10:	Prohibited association by an Athlete or other Person
Article 2.11:	Acts by an Athlete or other Person to discourage or retaliate against reporting to authorities

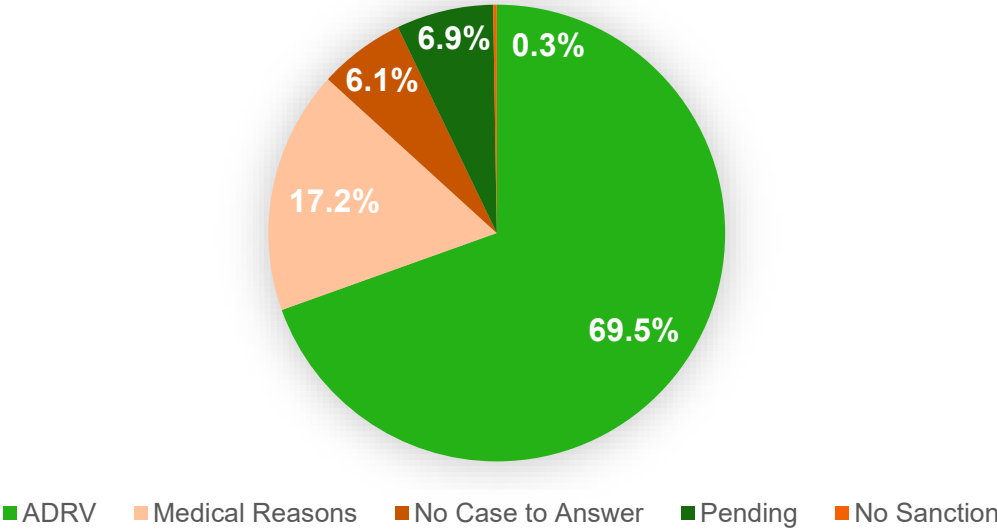
The ADRVs Report is divided as follows:

1. An **Introduction** and an **Executive Summary** which provide an overview and highlight the key observations of the 2022 ADRVs Report.
2. **Sections 1 and 2** present the Results Management outcomes (including ADRVs) of all AAFs detected by WADA-accredited Laboratories for Samples collected from Athletes In- and Out-of-Competition in 2022. They are presented by sport, discipline (Section 1) and Testing Authority (Section 2).
3. **Section 3** indicates the total number of ADRVs from Athletes in 2022, which includes AAFs that resulted in an ADRV. The data is presented by sport and nationality. The information is further divided into:
 - Sample type (urine or blood),
 - Type of test (In- or Out-of-Competition); and, Athlete gender.
4. **Section 4** includes non-analytical ADRVs committed by Athletes (presented by sport and nationality) and by Athlete Support Personnel (presented by nationality).

Executive Summary of the 2022 ADRVs Report

1. A total of **241,143 Samples** were collected by ADOs in 2022, subsequently analyzed by WADA-accredited Laboratories and reported in ADAMS. Of these Samples, **1,979 Samples** (0.82%) were reported as AAFs. Based on a compilation of the information received by WADA by 30 May 2025, of the **1,979 AAFs**:
- **1,376 Samples** (69,5%) resulted in an ADRV (resulting in sanctions);
 - **341 Samples** (17,2%) were closed because of a valid medical reason including a TUE;
 - **121 Samples** (6,1%) were categorized as “no case to answer” (i.e. case closed for a valid reason other than medical reasons including permitted route of administration);
 - **5 Samples** (0,3%) resulted in “no sanction” because the Athlete was found not to have committed an ADRV;
 - **136 Samples** (6,9%) are still pending.

2022 Outcomes by AAFs



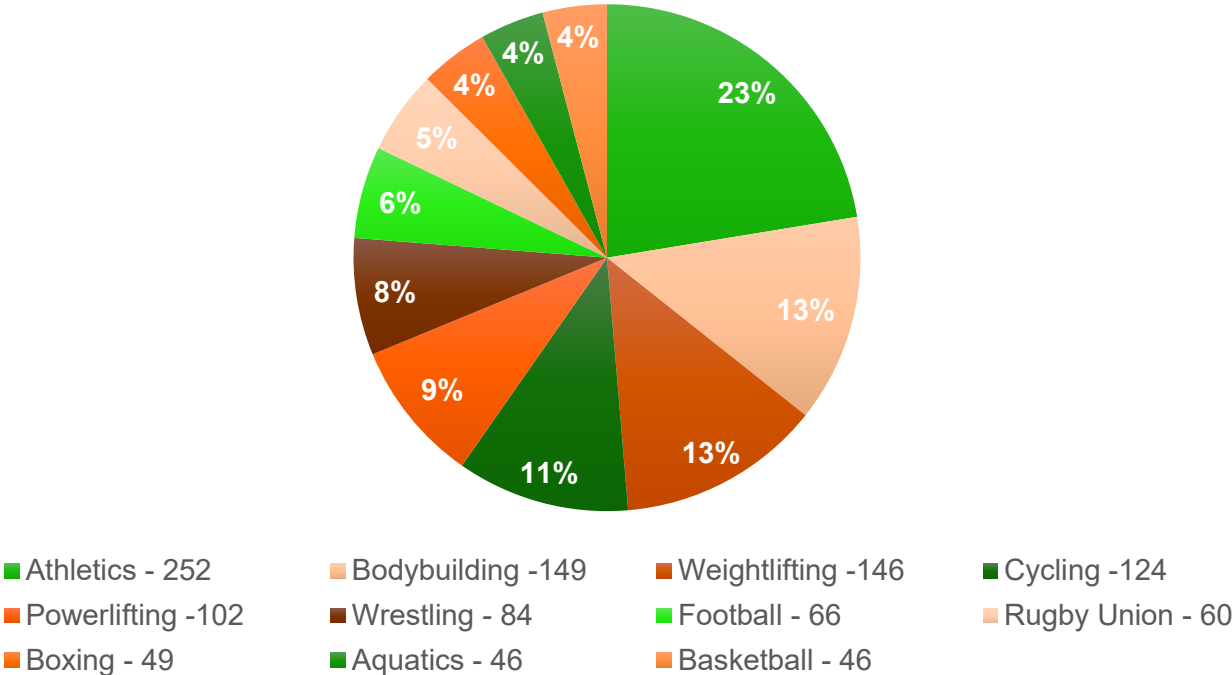
2. Among the **1,376 ADRVs** resulting from an AAF, the Samples were collected from:
- **1,055 male** (77%) Athletes and **321 female** (23%) Athletes⁴;
 - **91 sports/disciplines**;
 - **115 nationalities** (as indicated in the decisions received by WADA).
3. Among the **1,979 AAFs**:
- A total of **1,451 AAFs** (73%) were reported from In-Competition tests which led to **1,013 ADRVs**, and **528 AAFs** (27%) were reported as Out-of-Competition tests which led to **363 ADRVs**;
 - A total of **1,962 AAFs** from urine Samples were reported which resulted in **1,365 ADRVs**, and
 - **13 AAFs** from blood Samples were reported which resulted in **9 ADRVs**.
 - **4 AAFs** from Dried Blood Spot were reported which resulted in **2 ADRV**.
4. A total of **276 non-analytical findings ADRVs** were confirmed and involved:
- **242 Athletes** of **45 nationalities** (as indicated in the decisions received by WADA) from **36 sports**;
 - **31 Athlete Support Personnel** of **15 nationalities** (as indicated in the decisions received by WADA).

⁴ Total of Samples collected: male 157,099, female 84,041, X (not recorded) 3.

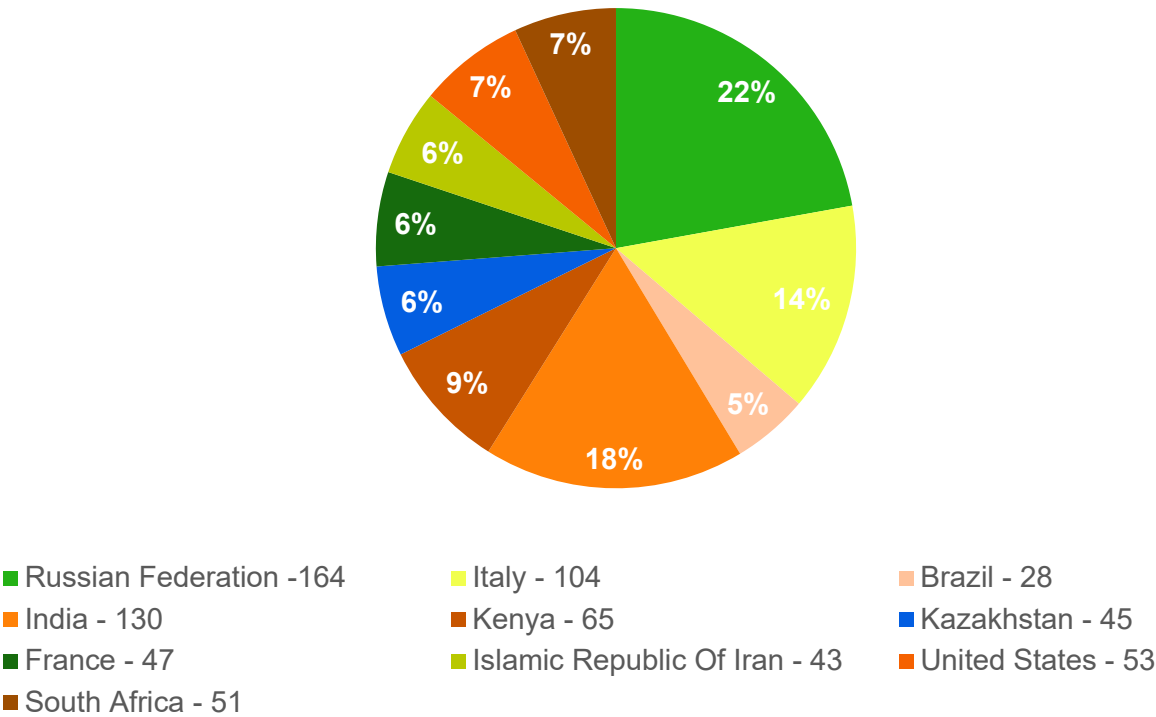
5. The 1,652 ADRVs (combining Analytical ADRVs and non-analytical ADRVs) for 2022 involve:

- **1,552 Athletes;**
- **31 Athlete Support Personnel;**
- **93 sports/disciplines** (in which Athletes participated);
- **115 nationalities** (as indicated in the decisions received by WADA).

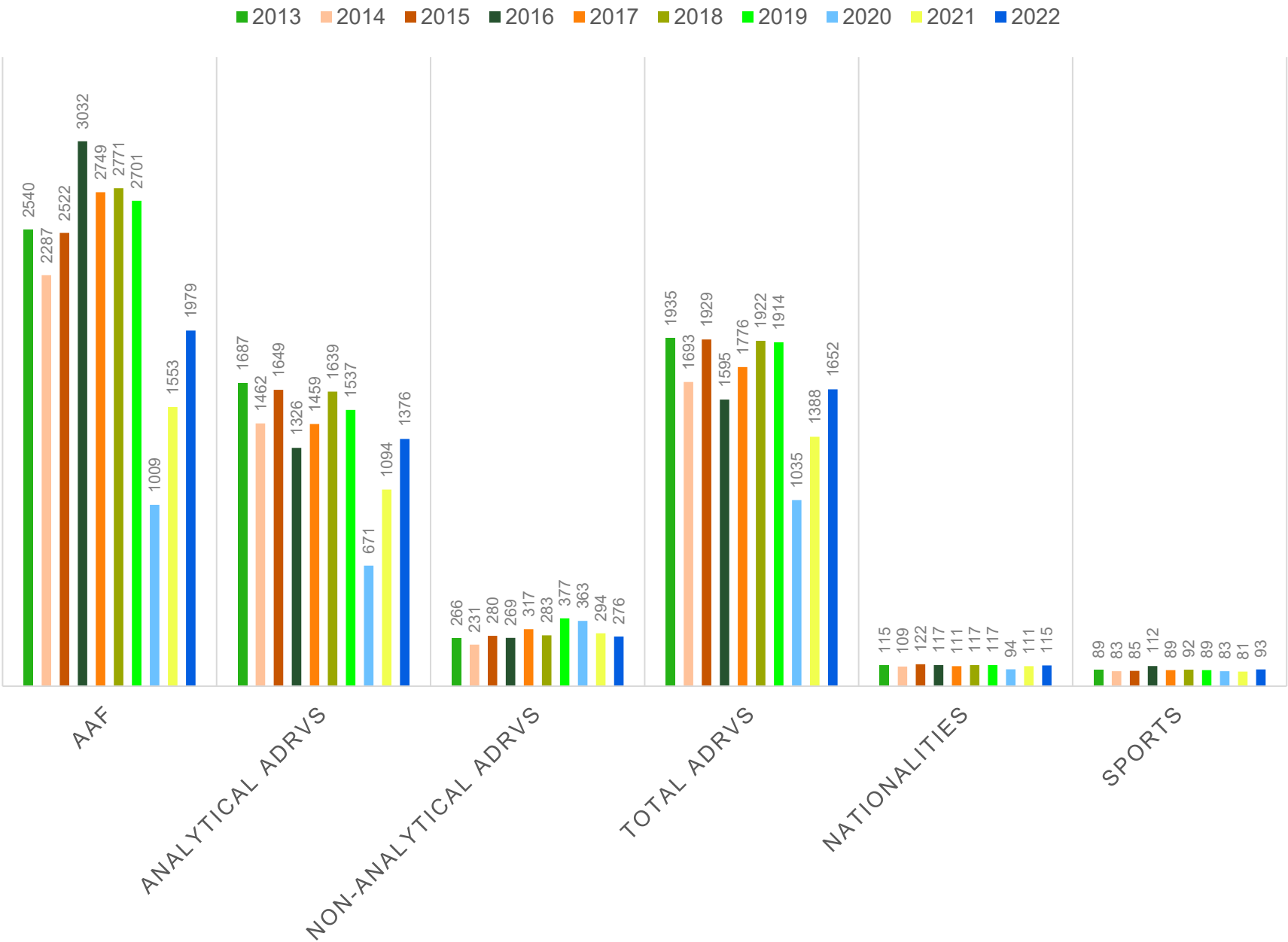
6. Sports with the highest number of ADRVs committed by Athletes:



7. Athlete nationalities with the highest number of ADRVs:



8. Comparison of Years 2013 to 2022:



Section 1

Outcomes of 2022 AAFs by Sport Category

Table 1 - AAF Outcomes by Sport Category

Sport Category*	Total Samples**	Total AAFs	Medical Reasons	No Case to Answer	No Sanction	Pending	ADRV***
ASOIF	192,393	1,173	198	55	5	66	849
WOF	17,183	47	12	8	-	2	25
ARISF	10,885	178	41	2	-	12	123
AIMS	4,891	296	15	3	-	47	231
IPC	6,684	80	19	21	-	1	39
IMPAIRED	4,844	108	49	19	-	4	36
OTHER-CS	3,344	63	3	-	-	4	56
OTHER-CSU	465	20	2	13	-	-	5
ADO Specific-CS	454	14	2	-	-	-	12
Grand Total	241,143	1,979	341	121	5	136	1,376

* See page 3 for details of acronyms and terms used in the Report.

** Figures extracted from the 2022 Samples reported to WADA, including urine and blood Samples in ADAMS but not Athlete Biological Passport (ABP) Samples.

*** Based on each AAF, which may not be the same as the number of decisions rendered. A decision may refer to multiple AAFs from the same Athlete. Conversely, one AAF or several AAFs treated as one single ADRV may give rise to several decisions (first instance, appeal, CAS).

**** Sports connected with organizations that are not included in the categories explicitly listed in this table.

Table 2 - AAF Outcomes by Sport Category - ASOIF Sports/Disciplines*

Sport	Total Samples	Total AAFs	Medical Reasons	No Case to Answer	No Sanction	Pending	ADRV
Aquatics	15,896	65	26	5	-	-	34
Artistic Swimming	597	2	-	-	-	-	2
Diving	901	4	2	1	-	-	1
Open Water	1,048	3	1	1	-	-	1
Swimming Long Distance 800m or greater	1,505	4	1	1	-	-	2
Swimming Middle Distance 200-400m	4,898	17	7	1	-	-	9
Swimming Sprint 100m or less	5,137	28	12	1	-	-	15
Water Polo	1,810	7	3	-	-	-	4
Archery	749	7	-	2	-	2	3
Archery	505	4	-	1	-	1	2
Bow without Sight	3	1	-	-	-	-	1
Recurve	241	2	-	1	-	1	-
Athletics	33,905	260	36	13	2	8	201
Athletics	19	1	1	-	-	-	-
Combined Events	1,217	6	2	1	-	-	3
Jumps	4,051	19	2	-	-	-	17
Long Distance 3000m or greater	11,923	119	17	1	-	5	96
Marathon	7	2	1	-	-	-	1
Middle Distance 800-1500m	3,509	33	3	2	2	-	26
Military Sprint 400m or less	19	1	-	-	-	-	1
Sprint 400m or less	8,795	55	8	9	-	1	37
Throws	4,365	24	2	-	-	2	20
Badminton	1,762	4	1	2	-	-	1
Badminton	1,762	4	1	2	-	-	1

*Sports/Disciplines as reported by Laboratories in ADAMS in 2022. Only sports/disciplines with AAF results are listed in the table. Therefore, the total Samples for the sport may be larger than the sum of the listed disciplines.

Table 2 - AAF Outcomes by Sport Category - ASOIF Sports/Disciplines* (continued)

Sport	Total Samples	Total AAFs	Medical Reasons	No Case to Answer	No Sanction	Pending	ADRV
Basketball	5,782	44	5	1	-	2	36
3 on 3	481	2	-	-	-	-	2
Basketball	5,301	42	5	1	-	2	34
Boxing	4,532	48	4	-	1	2	41
IBA Boxing	4,532	48	4	-	1	2	41
Canoe	3,615	22	5	2	-	1	14
Canoe Polo	61	1	-	-	-	-	1
Long Distance 1000m	1,150	7	2	2	-	-	3
Middle Distance 500m	1,527	5	1	-	-	1	3
Sprint 200m	877	9	2	-	-	-	7
Cycling	22,418	133	38	6	2	5	82
BMX	989	2	-	-	-	-	2
BMX Freestyle Park	4	2	-	-	-	-	2
Cycle-Ball	10	1	1	-	-	-	-
Cyclo-Cross	955	2	-	-	-	-	2
Mountain Bike – Cross Country	2,393	10	3	-	-	-	7
Mountain Bike Downhill	314	2	2	-	-	-	-
Road	13,703	90	21	1	2	5	61
Track Endurance	2,149	17	11	2	-	-	4
Track Sprint	1,822	6	-	3	-	-	3
Trials	79	1	-	-	-	-	1
Equestrian	869	13	3	1	-	3	6
Dressage	185	1	-	-	-	-	1
Endurance	83	2	-	-	-	1	1
Equestrian	12	1	-	-	-	1	-
Eventing	262	4	3	-	-	-	1
Jumping	327	5	-	1	-	1	3
Fencing	1,809	11	1	-	-	1	9
Epee	659	5	1	-	-	1	3
Foil	544	3	-	-	-	-	3
Sabre	606	3	-	-	-	-	3
Field Hockey	1,544	10	1	-	-	1	8
Field Hockey	1,504	8	1	-	-	-	7
Indoor	40	2	-	-	-	1	1
Football	33,499	92	14	6	-	11	61
Beach Football	171	3	-	-	-	1	2
Football	32,304	82	14	6	-	6	56
Futsal	1,024	7	-	-	-	4	3
Golf	372	4	3	-	-	-	1
Golf	372	4	3	-	-	-	1

*Sports/Disciplines as reported by Laboratories in ADAMS in 2022. Only sports/disciplines with AAF results are listed in the table. Therefore, the total Samples for the sport may be larger than the sum of the listed disciplines.

Table 2 - AAF Outcomes by Sport Category - ASOIF Sports/Disciplines* (continued)

Sport	Total Samples	Total AAFs	Medical Reasons	No Case to Answer	No Sanction	Pending	ADRV
Gymnastics	3,311	8	3	-	-	-	5
Acrobatic	193	1	-	-	-	-	1
Artistic	2,018	4	1	-	-	-	3
Rhythmic	671	1	1	-	-	-	-
Trampoline	429	2	1	-	-	-	1
Handball	4,418	17	1	1	-	1	14
Indoor	4,418	17	1	1	-	1	14
Judo	4,234	33	6	1	-	1	25
Judo	4,234	33	6	1	-	1	25
Rowing	4,972	17	3	1	-	1	12
Rowing	4,972	17	3	1	-	1	12
Rugby Union	8,523	70	8	3	-	2	57
Fifteens	6,517	59	5	1	-	1	52
Sevens	2,006	11	3	2	-	1	5
Sailing	648	2	1	-	-	-	1
Sailing Non-Olympic Class	648	2	1	-	-	-	1
Shooting	1,620	5	1	-	-	-	4
Rifle	392	2	1	-	-	-	1
Shooting	969	1	-	-	-	-	1
Shotgun	259	2	-	-	-	-	2
Table Tennis	1,137	2	1	-	-	-	1
Table Tennis	1,137	2	1	-	-	-	1
Taekwondo	2,253	16	-	2	-	1	13
Poomsae	115	3	-	-	-	-	3
Sparring	2,111	12	-	2	-	-	10
Taekwondo	27	1	-	-	-	1	-
Tennis	7,070	28	10	-	-	5	13
Tennis	7,070	28	10	-	-	5	13
Triathlon	3,691	25	11	1	-	1	12
Duathlon	219	5	3	-	-	-	2
Triathlon	3,472	20	8	1	-	1	10
Volleyball	4,045	14	4	-	-	-	10
Beach	850	2	1	-	-	-	1
Volleyball	3,195	12	3	-	-	-	9
Weightlifting	12,874	153	10	6	-	15	122
Weightlifting	12,874	153	10	6	-	15	122
Wrestling	6,845	70	2	2	-	3	63
Freestyle	1,973	27	1	-	-	-	26
Grappling	21	2	-	-	-	-	2
Greco-Roman	1,717	26	1	1	-	2	22
Traditional Wrestling	122	4	-	-	-	-	4

*Sports/Disciplines as reported by Laboratories in ADAMS in 2022. Only sports/disciplines with AAF results are listed in the table. Therefore, the total Samples for the sport may be larger than the sum of the listed disciplines.

Table 2 - AAF Outcomes by Sport Category - ASOIF Sports/Disciplines* (continued)

Sport	Total Samples	Total AAFs	Medical Reasons	No Case to Answer	No Sanction	Pending	ADRV
Women's Freestyle	902	3	-	-	-	-	3
Wrestling	2,110	8	-	1	-	1	6
Grand Total	192,393	1,173	198	55	5	66	849

*Sports/Disciplines as reported by Laboratories in ADAMS in 2022. Only sports/disciplines with AAF results are listed in the table. Therefore, the total Samples for the sport may be larger than the sum of the listed disciplines.

Table 3 - AAF Outcomes by Sport Category - WOF Sports/Disciplines*

Sport	Total Samples	Total AAFs	Medical Reasons	No Case to Answer	No Sanction	Pending	ADRV
Biathlon	2,814	1	-	-	-	-	1
Biathlon	2,814	1	-	-	-	-	1
Bobsleigh	1,845	8	2	1	-	1	4
Bobsleigh	1,406	7	2	1	-	1	3
Skeleton	439	1	-	-	-	-	1
Curling	483	7	1	6	-	-	-
Curling	483	7	1	6	-	-	-
Ice Hockey	3,775	15	5	1	-	-	9
Ice Hockey	3,775	15	5	1	-	-	9
Skating	2,073	6	2	-	-	-	4
Figure Skating	961	5	1	-	-	-	4
Speed Skating greater than 1500m	1,112	1	1	-	-	-	-
Skiing	6,193	10	2	-	-	1	7
Alpine	1,832	5	1	-	-	-	4
Cross-Country	3,330	3	-	-	-	-	3
Snowboard (all subdisciplines)	1,031	2	1	-	-	1	-
Grand Total	17,183	47	12	8	-	2	25

*Sports/Disciplines as reported by Laboratories in ADAMS in 2022. Only sports/disciplines with AAF results are listed in the table. Therefore, the total Samples for the sport may be larger than the sum of the listed disciplines.

Table 4 - AAF Outcomes by Sport Category - ARISF Sports/Disciplines*

Sport	Total Samples	Total AAFs	Medical Reasons	No Case to Answer	No Sanction	Pending	ADRV
American Football	774	17	1	-	-	-	16
American Football	738	16	1	-	-	-	15
Flag Football	36	1	-	-	-	-	1
Automobile Sports	314	6	4	1	-	-	1
Auto Cross	6	1	1	-	-	-	-
Automobile Sports	256	1	1	-	-	-	-
Karting	7	1	-	-	-	-	1
Rally	45	3	2	1	-	-	-
Bandy	136	3	-	-	-	-	3
Bandy	136	3	-	-	-	-	3

*Sports/Disciplines as reported by Laboratories in ADAMS in 2022. Only sports/disciplines with AAF results are listed in the table. Therefore, the total Samples for the sport may be larger than the sum of the listed disciplines.

Table 4 - AAF Outcomes by Sport Category - ARISF Sports/Disciplines* (continued)

Sport	Total Samples	Total AAFs	Medical Reasons	No Case to Answer	No Sanction	Pending	ADRV
Baseball	859	18	3	-	-	4	11
Baseball	859	18	3	-	-	4	11
Basque Pelota	121	2	-	-	-	-	2
Basque Pelota	121	2	-	-	-	-	2
Billiards Sports	125	4	2	-	-	-	2
Carom	22	2	1	-	-	-	1
Pool	55	1	-	-	-	-	1
Snooker	48	1	1	-	-	-	-
Boules Sports	58	3	-	-	-	2	1
Boules Sports	58	3	-	-	-	2	1
Bowling	92	1	-	-	-	-	1
Bowling	92	1	-	-	-	-	1
Bridge	51	5	3	-	-	-	2
Bridge	51	5	3	-	-	-	2
Cheer	93	3	-	-	-	1	2
Cheer	93	3	-	-	-	1	2
Cricket	1,389	3	-	-	-	-	3
Cricket	1,389	3	-	-	-	-	3
Floorball	414	3	-	-	-	-	3
Floorball	414	3	-	-	-	-	3
Icestocksport	19	1	1	-	-	-	-
Icestocksport Target	19	1	1	-	-	-	-
Karate	1,351	8	1	-	-	1	6
Karate	1,351	8	1	-	-	1	6
Kickboxing	555	27	5	1	-	-	21
Full Contact	42	2	-	-	-	-	2
K1 Rules	70	3	-	-	-	-	3
Kick Light	11	1	1	-	-	-	-
Kickboxing	396	17	2	1	-	-	14
Low Kick	34	3	2	-	-	-	1
Point Fighting	2	1	-	-	-	-	1
Lacrosse	147	6	3	-	-	-	3
Lacrosse	147	6	3	-	-	-	3
Lifesaving	260	2	-	-	-	-	2
Lifesaving	260	2	-	-	-	-	2
Motorcycle Racing	186	8	4	-	-	-	4
Cross-Country Rallies	19	3	3	-	-	-	-
Motocross	105	2	1	-	-	-	1
Speedway	62	3	-	-	-	-	3
Muaythai	357	9	2	-	-	-	7
Muaythai	357	9	2	-	-	-	7

*Sports/Disciplines as reported by Laboratories in ADAMS in 2022. Only sports/disciplines with AAF results are listed in the table. Therefore, the total Samples for the sport may be larger than the sum of the listed disciplines.

Table 4 - AAF Outcomes by Sport Category - ARISF Sports/Disciplines* (continued)

Sport	Total Samples	Total AAFs	Medical Reasons	No Case to Answer	No Sanction	Pending	ADRV
Netball	233	1	1	-	-	-	-
Netball	233	1	1	-	-	-	-
Orienteering	133	3	2	-	-	-	1
Orienteering	133	3	2	-	-	-	1
Polo	19	2	-	-	-	-	2
Polo	19	2	-	-	-	-	2
Racquetball	71	2	2	-	-	-	-
Racquetball	71	2	2	-	-	-	-
Roller Sports	659	5	1	-	-	1	3
Inline Speed Skating Distance greater than 1000m	203	2	-	-	-	1	1
Inline Speed Skating Sprint 1000m or less	177	1	-	-	-	-	1
Scooter	15	1	1	-	-	-	-
Skateboarding	264	1	-	-	-	-	1
Sambo	488	11	-	-	-	-	11
Sambo	488	11	-	-	-	-	11
Softball	369	7	1	-	-	3	3
Softball	369	7	1	-	-	3	3
Sport Climbing	158	1	-	-	-	-	1
Boulder	158	1	-	-	-	-	1
Squash	423	3	1	-	-	-	2
Squash	423	3	1	-	-	-	2
Sumo	55	2	-	-	-	-	2
Sumo	55	2	-	-	-	-	2
Surfing	244	5	4	-	-	-	1
Stand Up Paddle	68	4	4	-	-	-	-
Surfing	176	1	-	-	-	-	1
Tug of War	135	1	-	-	-	-	1
Tug of War	135	1	-	-	-	-	1
Underwater Sports	289	3	-	-	-	-	3
Finswimming Pool	265	2	-	-	-	-	2
Sport Diving	24	1	-	-	-	-	1
Waterskiing	91	2	-	-	-	-	2
Cable Wakeboard	22	1	-	-	-	-	1
Tournament	69	1	-	-	-	-	1
Wushu	217	1	-	-	-	-	1
Taolu	217	1	-	-	-	-	1
Grand Total	10,885	178	41	2	-	12	123

*Sports/Disciplines as reported by Laboratories in ADAMS in 2022. Only sports/disciplines with AAF results are listed in the table. Therefore, the total Samples for the sport may be larger than the sum of the listed disciplines.

Table 5 - AAF Outcomes by Sport Category - AIMS Sports/Disciplines*

Sport	Total Samples	Total AAFs	Medical Reasons	No Case to Answer	No Sanction	Pending	ADRV
Arm Wrestling	231	24	-	-	-	2	22
Arm Wrestling	231	24	-	-	-	2	22
Bodybuilding	969	141	1	2	-	25	113
Bodybuilding	524	109	1	2	-	19	87
Fitness	445	32	-	-	-	6	26
Dragon Boat	36	1	1	-	-	-	-
Dragon Boat	36	1	1	-	-	-	-
Draughts	17	1	-	-	-	1	-
Draughts	17	1	-	-	-	1	-
Ju-Jitsu	432	3	-	-	-	2	1
Ju-Jitsu	432	3	-	-	-	2	1
Powerlifting	3,115	119	11	1	-	17	90
Bench Press	144	5	-	1	-	-	4
Force Athletique	125	1	-	-	-	-	1
Powerlifting	2,846	113	11	-	-	17	85
Savate	58	3	-	-	-	-	3
Savate	58	3	-	-	-	-	3
Sleddog	15	1	-	-	-	-	1
Sleddog	15	1	-	-	-	-	1
Sport Fishing	18	3	2	-	-	-	1
Fresh Water Sport Fishing	5	1	-	-	-	-	1
Sport Fishing	13	2	2	-	-	-	-
Grand Total	4,891	296	15	3	-	47	231

*Sports/Disciplines as reported by Laboratories in ADAMS in 2022. Only sports/disciplines with AAF results are listed in the table. Therefore, the total Samples for the sport may be larger than the sum of the listed disciplines.

Table 6 - AAF Outcomes by Sport Category - IPC Sports/Disciplines*

Sport	Total Samples	Total AAFs	Medical Reasons	No Case to Answer	No Sanction	Pending	ADRV
Para-Alpine Skiing	365	2	1	1	-	-	-
Para-Alpine Skiing	365	2	1	1	-	-	-
Para-Athletics	2,530	27	5	12	-	-	10
Jumping - All Classes	320	3	-	2	-	-	1
Running Endurance - greater than 1500m All Classes	181	4	-	4	-	-	-
Running Middle Distance 800m - 1500m All Classes	269	2	-	2	-	-	-
Running Sprints 400m or less All Classes	878	6	1	3	-	-	2
Seated Throws - Classes: F31-F34/F51-F53	170	4	1	-	-	-	3
Seated Throws - Classes: F54-F57	197	7	3	1	-	-	3
Standing Throws All Classes	515	1	-	-	-	-	1

*Sports/Disciplines as reported by Laboratories in ADAMS in 2022. Only sports/disciplines with AAF results are listed in the table. Therefore, the total Samples for the sport may be larger than the sum of the listed disciplines.

Table 6 - AAF Outcomes by Sport Category - IPC Sports/Disciplines* (continued)

Sport	Total Samples	Total AAFs	Medical Reasons	No Case to Answer	No Sanction	Pending	ADRV
Para-Nordic Skiing	651	6	-	5	-	-	1
Para-Cross Country Skiing Middle/Long Distance	136	2	-	2	-	-	-
Para-Nordic Skiing	515	4	-	3	-	-	1
Para-Powerlifting	1,164	24	5	-	-	1	18
Para-Powerlifting	1,164	24	5	-	-	1	18
Para-Snowboard	165	1	-	-	-	-	1
Para-Snowboard	165	1	-	-	-	-	1
Para-Swimming	1,511	12	4	3	-	-	5
Classes: S10/SB9/SM10 - S14/SB14	725	7	1	3	-	-	3
Classes: S4/SB4/SM4 – S9/SB8/SM9	786	5	3	-	-	-	2
Shooting Para Sport	298	8	4	-	-	-	4
Shooting Para Sport	298	8	4	-	-	-	4
Grand Total	6,684	80	19	21	-	1	39

*Sports/Disciplines as reported by Laboratories in ADAMS in 2022. Only sports/disciplines with AAF results are listed in the table. Therefore, the total Samples for the sport may be larger than the sum of the listed disciplines.

Table 7 - AAF Outcomes by Sport Category - Sports/Disciplines for Athletes with an Impairment*

Sport	Total Samples	Total AAFs	Medical Reasons	No Case to Answer	No Sanction	Pending	ADRV
Aquatics	56	2	-	-	-	-	2
CISS Swimming Sprint 100m or less	56	2	-	-	-	-	2
Archery	145	4	4	-	-	-	-
Para-Archery	145	4	4	-	-	-	-
Arm Wrestling	5	1	-	-	-	-	1
Para-Arm Wrestling	5	1	-	-	-	-	1
Athletics	58	1	-	-	-	-	1
CISS Sprint 400m or less	58	1	-	-	-	-	1
Badminton	313	5	5	-	-	-	-
Para-Badminton	313	5	5	-	-	-	-
Basketball	326	7	3	-	-	-	4
Wheelchair Basketball	326	7	3	-	-	-	4
Blind Football	107	4	-	3	-	-	1
Para-Football 5-a-side	107	4	-	3	-	-	1
Boccia	123	2	1	-	-	-	1
Para-Boccia	123	2	1	-	-	-	1
Canoe	215	3	2	-	-	-	1
Para-Canoe	215	3	2	-	-	-	1
CP Football	27	1	1	-	-	-	-
CP Football	27	1	1	-	-	-	-
Curling	107	2	1	-	-	-	1
Wheelchair Curling	107	2	1	-	-	-	1

*Sports/Disciplines as reported by Laboratories in ADAMS in 2022. Only sports/disciplines with AAF results are listed in the table. Therefore, the total Samples for the sport may be larger than the sum of the listed disciplines.

Table 7 - AAF Outcomes by Sport Category - Sports/Disciplines for Athletes with an Impairment*

Sport	Total Samples	Total AAFs	Medical Reasons	No Case to Answer	No Sanction	Pending	ADRV
Cycling	1,035	33	22	7	-	-	4
Para-Cycling	982	32	21	7	-	-	4
Para-Cycling Road	53	1	1	-	-	-	-
Equestrian	75	1	-	-	-	-	1
Para-Equestrian	75	1	-	-	-	-	1
Field Hockey	10	2	2	-	-	-	-
IWAS Powerchair Hockey	10	2	2	-	-	-	-
Football 7-a-Side	78	4	-	-	-	-	4
Para-Football 7-a-side	78	4	-	-	-	-	4
Goalball	111	5	-	4	-	1	-
Goalball	111	5	-	4	-	1	-
Judo	278	10	1	5	-	-	4
CISS Judo	34	1	-	-	-	-	1
Para-Judo	244	9	1	5	-	-	3
ParaVolley	142	2	-	-	-	1	1
ParaVolley Sitting	142	2	-	-	-	1	1
Rowing	256	1	1	-	-	-	-
Para-Rowing	256	1	1	-	-	-	-
Rugby Union	168	2	-	-	-	1	1
Wheelchair Rugby	168	2	-	-	-	1	1
Sailing	5	2	-	-	-	-	2
Para-Sailing	5	2	-	-	-	-	2
Table Tennis	173	2	1	-	-	1	-
Para-Table Tennis	173	2	1	-	-	1	-
Taekwondo	176	1	-	-	-	-	1
Para-Taekwondo-Kyorugi	176	1	-	-	-	-	1
Tennis	379	2	-	-	-	-	2
Wheelchair Tennis	379	2	-	-	-	-	2
Triathlon	400	6	5	-	-	-	1
Para-Triathlon	400	6	5	-	-	-	1
Wrestling	76	3	-	-	-	-	3
CISS Greco-Roman Wrestling	36	2	-	-	-	-	2
CISS Wrestling Freestyle	40	1	-	-	-	-	1
Grand Total	4,844	108	49	19	-	4	36

*Sports/Disciplines as reported by Laboratories in ADAMS in 2022. Only sports/disciplines with AAF results are listed in the table. Therefore, the total Samples for the sport may be larger than the sum of the listed disciplines.

Table 8 - AAF Outcomes by Sport Category - Other Sports - Code Signatories*

Sport	Total Samples	Total AAFs	Medical Reasons	No Case to Answer	No Sanction	Pending	ADRV
Bowls	56	2	-	-	-	-	2
Bowls	56	2	-	-	-	-	2
Electronic Sports	25	1	-	-	-	-	1
e-sports	25	1	-	-	-	-	1
Karate	57	1	-	-	-	-	1
WKO Shinkyokushin	57	1	-	-	-	-	1
Kettlebell Lifting	79	4	-	-	-	-	4
Kettlebell Lifting	79	4	-	-	-	-	4
Kurash	63	5	-	-	-	-	5
Kurash	63	5	-	-	-	-	5
Mixed Martial Arts	358	19	-	-	-	3	16
IMMAF Mixed Martial Arts	358	19	-	-	-	3	16
Rugby League	1,959	20	3	-	-	-	17
Rugby League	1,959	20	3	-	-	-	17
School Sports	79	4	-	-	-	-	4
Athletics Sprint 400m or less	73	3	-	-	-	-	3
Skiing Alpine	6	1	-	-	-	-	1
Taekwondo	51	2	-	-	-	1	1
ITF Switzerland Taekwondo	51	2	-	-	-	1	1
Triathlon	617	5	-	-	-	-	5
Ironman	617	5	-	-	-	-	5
Grand Total	3,344	63	3	-	-	4	56

*Sports/Disciplines as reported by Laboratories in ADAMS in 2022. Only sports/disciplines with AAF results are listed in the table. Therefore, the total Samples for the sport may be larger than the sum of the listed disciplines.

Table 9 - AAF Outcomes by Sport Category - Other Sports (University) - Code Signatories*

Sport	Total Samples	Total AAFs	Medical Reasons	No Case to Answer	No Sanction	Pending	ADRV
American Football	293	9	-	6	-	-	3
University	293	9	-	6	-	-	3
Aquatics	20	2	-	1	-	-	1
University Swimming	3	1	-	1	-	-	-
University Swimming Sprint 100m or less	17	1	-	-	-	-	1
Athletics	30	3	-	2	-	-	1
University Middle Distance 800-1500m	16	2	-	1	-	-	1
University Throws	14	1	-	1	-	-	-
Ice Hockey	83	2	1	1	-	-	-
University	83	2	1	1	-	-	-
Rugby Union	16	2	1	1	-	-	-
University Fifteens	16	2	1	1	-	-	-

*Sports/Disciplines as reported by Laboratories in ADAMS in 2022. Only sports/disciplines with AAF results are listed in the table. Therefore, the total Samples for the sport may be larger than the sum of the listed disciplines.

** These disciplines are non-signatories, but are present in the report because the Testing Authority under which the test was performed and the Results Management Authority are Signatories for these cases.

Table 9 - AAF Outcomes by Sport Category - Other Sports (University) - Code Signatories* (continued)

Sport	Total Samples	Total AAFs	Medical Reasons	No Case to Answer	No Sanction	Pending	ADRV
Wrestling	23	2	-	2	-	-	-
University	23	2	-	2	-	-	-
Grand Total	465	20	2	13	-	-	5

*Sports/Disciplines as reported by Laboratories in ADAMS in 2022. Only sports/disciplines with AAF results are listed in the table. Therefore, the total Samples for the sport may be larger than the sum of the listed disciplines.

Table 10 – AAF Outcomes by Sport Category – ADO Specific- Code Signatories Sports/Disciplines*

Sport	Total Samples	Total AAFs	Medical Reasons	No Case to Answer	No Sanction	Pending	ADRV
Boxing	262	4	-	-	-	-	4
BBBOC Pro Boxing – UKAD	262	4	-	-	-	-	4
Brazilian Jiu-Jitsu	36	3	1	-	-	-	2
Brazilian Jiu-Jitsu – ADSE	36	3	1	-	-	-	2
Broomball	7	1	1	-	-	-	-
Broomball – CCES	7	1	1	-	-	-	-
CrossFit	17	1	-	-	-	-	1
CrossFit – BEL-CFWB	17	1	-	-	-	-	1
Football	1	1	-	-	-	-	1
Amputee Football – AMAD	1	1	-	-	-	-	1
Kabaddi	131	4	-	-	-	-	4
Kabaddi - IND-NADO	131	4	-	-	-	-	4
Grand Total	454	14	2	-	-	-	12

*Sports/Disciplines as reported by Laboratories in ADAMS in 2022. Only sports/disciplines with AAF results are listed in the table. Therefore, the total Samples for the sport may be larger than the sum of the listed disciplines.

Section 2

Outcomes of 2022 AAFs by Testing Authority

Table 1 - AAF Outcomes by TA* Category

TA Category	Total TAs	Total Samples**	Total AAFs	Medical Reasons	No Case to Answer	No Sanction	Pending	ADRV***
NADO	110	176,726	1,566	223	100	5	89	1,149
ASOIF	28	55,843	230	82	5	-	19	124
AIMS	7	1,177	50	5	-	-	14	31
OTHER-CS	23	9,891	83	20	14	-	9	40
ARISF	17	2,378	45	10	1	-	4	30
WOF	3	2,871	3	1	1	-	1	-
Grand Total	188	248,886	1,977	341	121	5	136	1,374

* The Testing Authority may have authorized a particular Sample collection; however, the TA might not be responsible for the Results Management process. Another organization (International Federation, National Anti-Doping Organization, or National Federation) may be the relevant Results Management Authority and therefore responsible for rendering a decision for a particular case.

** Figures extracted from the 2022 Samples reported to WADA, including urine and blood Samples in ADAMS but not Athlete Biological Passport (ABP) Samples.

*** Based on each AAF, which may not be the same as the number of decisions rendered. A decision may refer to multiple AAFs from the same Athlete. Conversely, one AAF or several AAFs treated as one single ADRV may give rise to several decisions (first instance, appeal, CAS).

**** Organizations that are not included in the categories explicitly listed in this table.

Table 2 - AAF Outcomes by TA Category – NADO

ADAMS Code	TA Name	Total Samples	Total AAFs*	Medical Reasons	No Case to Answer	No Sanction	Pending	ADRV
ABCD	Autoridade Brasileira de Controle de Dopagem	4,384	36	9	2	-	1	24
ADAK	Anti-Doping Agency of Kenya	1,537	28	-	2	1	-	25
ADAMAS	Anti-Doping Agency of Malaysia	662	7	-	-	-	7	-
ADAS	Anti-Doping Agency of Serbia	538	2	1	-	-	-	1
ADD	Anti Doping Denmark	1,630	12	4	-	-	-	8
ADNO	Anti-Doping Norway	2,075	26	6	-	-	-	20
ADoP	Autoridade Antidopagem de Portugal	1,080	4	3	-	-	-	1
ADOPak	Anti-Doping Pakistan	20	1	-	-	-	1	-
ADSE	Anti-Doping Sweden	3,277	30	14	-	-	-	16
AFLD-NADO	Agence Française de Lutte contre le Dopage	9,771	72	7	5	1	-	59
AIMS	Authority for Integrity in Maltese Sport (MLT-NADO)	213	5	2	-	-	-	3
ALB-NADO	National Antidoping Organisation of Albania	54	2	-	-	-	-	2
ALG-NADO	Agence Nationale Anti-Dopage Algérie	135	4	1	-	-	-	3
AMAD	Agence Marocaine Antidopage	635	7	-	-	-	-	7
AMADA	Azerbaijan National Anti-Doping Agency (AMADA)	1,738	18	2	1	-	-	15
ANAD-Romania	Romanian National Anti-Doping Agency	2,891	17	1	-	-	1	15
ANG-NOC	National Olympic Committee of Angola	6	1	-	-	-	1	-
ARG-CNAD	Argentina National Anti-Doping Agency	692	6	-	-	-	-	6
ARM-NADO	Anti-Doping Agency SNCO of Armenia	154	8	-	-	-	-	8
BEL-CFWB	French Community of Belgium NADO	1,244	10	2	-	-	-	8

* As reported in the 2022 Anti-Doping Testing Figures Report, including urine and blood Samples in ADAMS excluding ABP Samples.

Table 2 - AAF Outcomes by TA Category – NADO (continued)

ADAMS Code	TA Name	Total Samples	Total AAFs*	Medical Reasons	No Case to Answer	No Sanction	Pending	ADRV
BiH-NADO	Agency for Anti-Doping Control of Bosnia and Herzegovina	226	3	-	-	-	-	3
BNADA	Belarus National Anti-Doping Agency	3,087	19	-	-	-	-	19
BOT-OC	Botswana Olympic Committee	194	4	-	-	-	3	1
BRN-NADO	Bahrain NADO	49	2	-	-	-	1	1
BSADA	Bermuda Sport Anti Doping Authority	42	1	1	-	-	-	-
BUL-NADO	Anti-Doping Centre Bulgaria	845	7	1	-	-	-	6
CADC	Czech Anti-Doping Committee	686	4	-	1	-	-	3
CAM-NADO	Cambodia Anti-doping Agency	24	8	-	-	-	4	4
CCES	Canadian Centre for Ethics in Sport	3,846	44	8	16	-	-	20
CHINADA	China Anti-Doping Agency	19,222	33	1	11	-	-	21
CHI-NADO	Chile National Anti-Doping Commission	1,323	20	-	-	-	2	18
CIPH	Croatian Institute of Public Health	818	8	-	1	-	-	7
CMA Monaco	Comité Monegasque Antidopage	259	4	1	-	-	-	3
COL-NADO	Colombian NADO	1,384	14	-	-	-	1	13
CONAD PERU	Organizacion Nacional Antidopaje del Peru	379	2	-	-	-	-	2
CRC-NADO	Costa Rica NADO	253	14	1	2	-	-	11
CTADA	Chinese Taipei Anti-Doping Agency	655	8	1	-	-	-	7
CUB-NADO	Cuba National Anti-Doping Agency	844	4	1	-	-	3	-
DAN	Doping Authority Netherlands	2,779	22	16	1	-	-	5
DCAT	Doping Control Agency of Thailand	1,454	17	-	-	-	1	16
ECU-NADO	Ecuador NADO	143	2	-	-	-	-	2
EGY-NADO	Egypt National Anti-doping Organization	1,211	12	-	-	-	-	12
EOKAN	HADA - Hellenic Antidoping Agency	1,460	9	1	-	-	-	8
ESP-NADO	Spanish Commission for the Fight Against Doping in Sports (CELAD)	2,178	15	10	-	-	3	2
ESTCIS	Estonian Center for Integrity in Sports	297	1	1	-	-	-	-
ETH-ADA	Ethiopian Anti-doping Authority	366	1	-	-	-	-	1
FINCIS	Finnish Center for Integrity in Sports	2,597	10	3	2	-	-	5
GD-NADO	Grenada Anti-Doping Organization	10	1	-	-	-	1	-
GEO-NADO	Georgian Anti-Doping Agency	494	4	-	-	-	-	4
GUA-OAD	Guatemala NADO	158	17	-	-	-	-	17
HKG-ADC	Anti-Doping Organization of Hong Kong, China	350	2	-	-	-	-	2

* As reported in the 2022 Anti-Doping Testing Figures Report, including urine and blood Samples in ADAMS excluding ABP Samples.

Table 2 - AAF Outcomes by TA Category – NADO (continued)

ADAMS Code	TA Name	Total Samples	Total AAFs*	Medical Reasons	No Case to Answer	No Sanction	Pending	ADRV
IADO	Indonesia Anti-Doping Organization	300	4	-	-	-	-	4
IND-NADO	National Anti Doping Agency - India	3,865	125	2	-	1	2	120
IRI-NADO	Iran National Anti-Doping Organization	932	34	1	-	-	-	33
ISL-NADO	Anti-Doping Iceland	94	2	1	-	-	-	1
ISR-NADO	Israeli National Anti-Doping Agency	325	3	1	-	-	1	1
JADA	Japan Anti-Doping Agency	5,705	9	3	3	-	-	3
JADO	Jordan Anti-doping Organization	95	5	1	-	-	-	4
KADA	Korea Anti-Doping Agency	3,196	12	-	2	-	-	10
KAZ-NADO	Kazakhstan National Anti-Doping Organization	2,174	41	-	-	-	-	41
KSA-NADO	Saudi arabian antidoping Committee (SAADC)	1,899	39	1	-	-	29	9
KUW-NADO	Kuwait Anti-Doping Agency - KADA	498	13	1	-	-	-	12
LAT-NADO	Latvijas Antidopinga birojs (Antidoping bureau of Latvia)	787	10	2	-	-	-	8
LIB-OC	Lebanese Olympic Committee/Anti-Doping Commission	22	1	-	-	-	-	1
LTU-NADO	Lithuanian Anti-Doping Agency	438	7	2	-	-	-	5
MAW-NADO	Malawi Anti-Doping Organization	103	1	1	-	-	-	-
MEX-NADO	Comite Nacional Antidopaje Mexico	2,251	31	1	-	-	2	28
MGL-NADO	Mongolian National Anti-Doping Agency (MONADA)	104	6	-	-	-	-	6
MYA-NADO	Myanmar National Anti-Doping Organization	20	3	-	-	-	3	-
NADA	German National Anti-Doping Agency	13,652	42	11	8	-	-	23
NADA Austria	National Anti-Doping Agency Austria GmbH	1,995	6	2	2	-	-	2
NADC	National Anti-Doping Commission of Barbados	30	1	-	-	-	-	1
NADC Ukraine	National Anti-doping Center of Ukraine	818	12	-	-	-	-	12
NADC-KG	National Anti-Doping Organization Center of Kyrgyz Republic	70	2	-	-	-	-	2
NADO ITALIA	NADO Italia	9,101	73	2	10	-	-	61
NADOF	NADO Flanders	1,626	24	13	-	-	-	11
NGR-NADO	Nigeria National Anti-Doping Committee	397	4	-	-	-	-	4
NOC-IRAQ	National Olympic Committee of Iraq	39	4	-	-	-	1	3
OADC	Oman Anti-Doping Committee	6	1	-	-	-	-	1
ONAD-CV	National Anti-Doping Organization of Cape Verde	37	1	-	-	-	1	-

* As reported in the 2022 Anti-Doping Testing Figures Report, including urine and blood Samples in ADAMS excluding ABP Samples.

Table 2 - AAF Outcomes by TA Category – NADO (continued)

ADAMS Code	TA Name	Total Samples	Total AAFs *	Medical Reasons	No Case to Answer	No Sanction	Pending	ADRV
PAN-NADO	Organizacion Nacional Antidopaje de Panama	289	3	-	-	-	-	3
PAR-NADO	Anti-Doping Paraguay	754	10	-	-	-	-	10
PHI-NADO	Philippine National Anti-Doping Organization	26	9	-	-	-	9	-
POLADA	Polish Anti-Doping Agency	2,321	22	2	-	-	1	19
PUR-NADO	Puerto Rico Anti-Doping Organization	100	6	1	-	-	-	5
QADC	Qatar Antidoping Commission	549	4	1	2	-	1	-
RUSADA	Russian National Anti-Doping Organization	10,183	85	3	2	-	1	79
SADA	Slovak Anti-Doping Agency	385	3	-	1	-	-	2
SAIDS	South African Institute for Drug-Free Sport	2,035	58	10	-	-	-	48
SEN-NADO	Organisation nationale antidopage du Senegal	27	1	-	-	-	-	1
SI	Sport Ireland	1,197	4	3	1	-	-	-
SIA	Sport Integrity Australia	4,153	28	14	1	-	-	13
SICNZ	Integrity Sport and Recreation Commission (ex DFSNZ)	1,126	5	2	-	-	1	2
SLOADO	Slovenian Antidoping Organization	584	1	-	-	-	-	1
SRI-NADO	Sri Lanka Anti Doping Agency	138	5	-	-	-	-	5
SSI	Swiss Sport Integrity	2,718	5	1	-	-	-	4
SYR-NOC	Syrian Olympic Committee	2	1	-	-	-	1	-
TADC	Turkish Anti Doping Commission	2,506	17	1	1	-	3	12
TJK-NADO	National Olympic Committee of the Republic of Tajikistan	26	2	-	-	-	-	2
TKM-NADO	National Anti-Doping Agency of Turkmenistan (NADAT)	57	4	-	-	-	-	4
TOC-NOC	Tanzania Olympic Committee	6	1	-	-	-	-	1
TTOC	Trinidad and Tobago Olympic Committee	76	2	-	-	-	-	2
UAE-NADO	United Arab Emirates National Anti-Doping Agency	244	3	-	-	-	-	3
UGA-NADO	National Anti-Doping Organization of Uganda	40	1	-	-	-	-	1
UKAD	UK Anti-Doping	8,020	34	11	-	2	-	21
URU-NADO	Anti-Doping Uruguay	109	3	-	-	-	2	1
USADA	United States Anti-Doping Agency	6,781	84	29	23	-	-	32
UZNADA	National Anti-Doping Agency of Uzbekistan	213	5	-	-	-	-	5
VADA	Vietnam Anti-Doping Agency - VADA	1,102	35	2	-	-	1	32
ZAM-NOC	National Olympic Committee of Zambia	11	1	-	-	-	-	1
Grand Total		176,726	1,566	223	100	5	89	1,149

* As reported in the 2022 Anti-Doping Testing Figures Report, including urine and blood Samples in ADAMS excluding ABP Samples.

Table 3 - AAF Outcomes by TA Category - ASOIF IFs

ADAMS Code	TA Name	Total Samples	Total AAFs*	Medical Reasons	No Case to Answer	No Sanction	Pending	ADRV
BWF	Badminton World Federation	981	1	-	-	-	-	1
FEI	Fédération Equestre Internationale	464	6	3	-	-	1	2
FIBA	Fédération Internationale de Basketball	880	6	1	-	-	-	5
FIE	Fédération Internationale d'Escrime	446	2	1	-	-	-	1
FIFA	Fédération Internationale de Football Association	10,137	16	2	-	-	9	5
FIG	International Gymnastics Federation	904	2	1	-	-	-	1
FIH	International Hockey Federation	261	1	1	-	-	-	-
FISA	World Rowing	416	3	1	1	-	-	1
FIVB	International Volleyball Federation	651	2	1	-	-	-	1
IBA	International Boxing Association	620	4	-	-	-	-	4
ICF	International Canoe Federation	303	2	2	-	-	-	-
IGF	International Golf Federation	37	1	1	-	-	-	-
IHF	International Handball Federation	1,121	2	-	-	-	-	2
IJF	International Judo Federation	637	4	3	-	-	-	1
ISA	International Surfing Association	96	4	4	-	-	-	-
ISSF	International Shooting Sport Federation	433	1	-	-	-	-	1
ITF	International Tennis Federation	6,358	22	4	-	-	4	14
ITTF	International Table Tennis Federation	215	2	2	-	-	-	-
IWF	International Weightlifting Federation	3,592	20	4	-	-	3	13
UCI	International Cycling Union	8,494	33	25	-	-	-	8
UWW	United World Wrestling	1,278	12	1	-	-	-	11
WA	World Archery Federation	263	4	3	1	-	-	-
World Aquatics	World Aquatics	4,604	12	7	-	-	-	5
World Athletics - AIU	World Athletics - Athletics Integrity Unit	7,977	41	8	-	-	-	33
World Rugby	World Rugby	2,374	13	1	2	-	2	8
World Triathlon	World Triathlon	1,375	8	5	-	-	-	3
WSK	World Skate	243	1	1	-	-	-	-
WT	World Taekwondo	683	5	-	1	-	-	4
Grand Total		55,843	230	82	5	-	19	124

* As reported in the 2022 Anti-Doping Testing Figures Report, including urine and blood Samples in ADAMS excluding ABP Samples.

Table 4 - AAF Outcomes by TA Category - Other Code Signatories

ADAMS Code	TA Name	Total Samples	Total AAFs*	Medical Reasons	No Case to Answer	No Sanction	Pending	ADRV
APC	Asian Paralympic Committee	159	2	-	-	-	1	1
CGF	Commonwealth Games Federation	1,025	4	-	-	-	-	4
CISM	International Military Sports Council	109	1	-	-	-	-	1
FISU	International University Sports Federation	98	1	-	-	-	-	1
IBSA	International Blind Sport Federation	209	8	1	4	-	-	3
ICMG	International Committee of Mediterranean Games	337	2	-	-	-	-	2
ICSD / CISS	International Committee of Sports for the Deaf	240	1	-	-	-	-	1
IESF	International Esports Federation	8	1	-	-	-	-	1
IFCPF	International Federation of CP Football	18	1	1	-	-	-	-
IKA	International Kurash Association	20	2	-	-	-	-	2
IMMAF	International Mixed Martial Arts Federation	120	5	-	-	-	3	2
IOC	International Olympic Committee	2,830	7	1	2	-	-	4
IPC	International Paralympic Committee	2,131	25	10	8	-	-	7
IRL	International Rugby League	273	1	1	-	-	-	-
IRONMAN	IRONMAN (IRONMAN Group/WTC)	535	2	-	-	-	-	2
IWBF	International Wheelchair Basketball Federation	76	2	2	-	-	-	-
IWGA	International World Games Association	382	3	-	-	-	-	3
ODEBO	Organisation Deportiva Bolivariana	431	3	-	-	-	3	-
ODESUR	South American Sports Organization	747	7	2	-	-	-	5
TKD-ITF	International Taekwon-Do Federation (Swiss)	12	1	-	-	-	1	-
WAS	World Abilitysport	61	2	2	-	-	-	-
WKO	World Karate Organization	32	1	-	-	-	-	1
WWR	World Wheelchair Rugby	38	1	-	-	-	1	-
Grand Total		9,891	83	20	14	-	9	40

* As reported in the 2022 Anti-Doping Testing Figures Report, including urine and blood Samples in ADAMS excluding ABP Samples.

Table 5 - AAF Outcomes by TA Category - AIMS IFs

ADAMS Code	TA Name	Total Samples	Total AAFs*	Medical Reasons	No Case to Answer	No Sanction	Pending	ADRV
CIPS	World Sport Angling Confederation	18	3	2	-	-	-	1
FMJD	Federation Mondiale de Jeu de Dames	13	1	-	-	-	1	-
IDBF	International Dragon Boat Federation	28	1	1	-	-	-	-
IFBB	International Fitness and Bodybuilding Federation	78	9	-	-	-	7	2
IPF	International Powerlifting Federation	742	21	2	-	-	4	15
JJIF	Ju Jitsu International Federation	219	1	-	-	-	-	1
WAF	World Armwrestling Federation	79	14	-	-	-	2	12
Grand Total		1,177	50	5	-	-	14	31

* As reported in the 2022 Anti-Doping Testing Figures Report, including urine and blood Samples in ADAMS excluding ABP Samples.

Table 6 - AAF Outcomes by TA Category - ARISF IFs

ADAMS Code	TA Name	Total Samples	Total AAFs*	Medical Reasons	No Case to Answer	No Sanction	Pending	ADRV
CMAS	World Underwater Federation	180	1	-	-	-	-	1
FIA	Fédération Internationale de l'Automobile	163	1	-	1	-	-	-
FIAS	International SAMBO Federation	155	6	-	-	-	-	6
FIM	International Motorcycling Federation	247	1	1	-	-	-	-
FIPPOLO	Federation International of Polo	19	2	-	-	-	-	2
ICC	International Cricket Council	545	2	-	-	-	-	2
ICU	International Cheer Union	62	1	-	-	-	1	-
IFAF	International Federation of American Football	58	3	-	-	-	-	3
IFMA	International Federation of Muaythai Associations	85	1	-	-	-	-	1
IWWF	International Waterski & Wakeboard Federation	76	2	-	-	-	-	2
WAKO	World Association of Kickboxing Organizations	57	2	-	-	-	-	2
WBF	World Bridge Federation	25	3	3	-	-	-	-
WBSC	World Baseball Softball Confederation	319	12	3	-	-	3	6
WCBS	World Confederation of Billiards Sports	54	1	-	-	-	-	1
WKF	World Karate Federation	108	1	-	-	-	-	1
WL	World Lacrosse	102	5	3	-	-	-	2
WSF	World Squash Federation	123	1	-	-	-	-	1
Grand Total		2,378	45	10	1	-	4	30

* As reported in the 2022 Anti-Doping Testing Figures Report, including urine and blood Samples in ADAMS excluding ABP Samples.

Table 7 - AAF Outcomes by TA Category - WOF IFs

ADAMS Code	TA Name	Total Samples	Total AAFs*	Medical Reasons	No Case to Answer	No Sanction	Pending	ADRV
FIS	International Ski and Snowboard Federation	1,987	1	-	-	-	1	-
ISU	International Skating Union	797	1	1	-	-	-	-
WCF	World Curling	87	1	-	1	-	-	-
Grand Total		2,871	3	1	1	-	1	-

* As reported in the 2022 Anti-Doping Testing Figures Report, including urine and blood Samples in ADAMS excluding ABP Samples.

Section 3

Outcomes of 2022 Total Analytical ADRV

Table 1 - Total analytical ADRVs* from Athletes by Sport Category

		Urine				Blood				
		Out-Of-Competition		In-Competition		Out-Of-Competition		In-Competition		
Ranking by Total ADRVs	Sport Category	M	F	M	F	M	F	M	F	Total Analytical ADRV ***
1	ASOIF	164	74	465	137	4	2	3	-	849
2	AIMS	37	7	135	51	-	-	-	-	230
3	ARISF	17	1	90	14	-	-	-	-	122
4	WOF	7	1	8	9	-	-	-	-	25
5	OTHER-CS	15	3	32	6	-	-	-	-	56
6	OTHER-CSU**	3	-	2	-	-	-	-	-	5
7	IPC	9	3	20	7	-	-	-	-	39
8	IMPAIRED	12	4	18	2	-	-	-	-	36
9	ADO Specific-CS	-	-	12	-	-	-	-	-	12
	Grand Total	264	93	782	226	4	2	3	-	1,374

*Based on each AAF or violation, which may not be the same as the number of decisions rendered. A decision may refer to multiple AAFs from the same athlete. Conversely, one AAF or several AAFs treated as one single ADRV may give rise to several decisions (first instance, appeal, CAS)

** Sports associated with organizations that are not included in the categories explicitly listed in this table and whom are not Code Signatories.

*** Not figured in this table: 2 Dried Blood Spot ADRV.

Table 2 - Total analytical ADRVs from Athletes - ASOIF Sports by Nationality*

		Urine				Blood				
		Out-Of-Competition		In-Competition		Out-Of-Competition		In-Competition		
Ranking by Total ADRVs	Sport - Nationality	M	F	M	F	M	F	M	F	Total Analytical ADRV
9	Aquatics	5	9	11	9	-	-	-	-	34
	Brazil	1	2	-	-	-	-	-	-	3
	Canada	1	-	1	-	-	-	-	-	2
	China	-	2	-	-	-	-	-	-	2
	Cuba	-	-	1	-	-	-	-	-	1
	Egypt	1	1	-	-	-	-	-	-	2
	France	-	-	2	-	-	-	-	-	2
	Georgia	-	2	-	-	-	-	-	-	2
	Greece	-	-	1	-	-	-	-	-	1
	India	-	-	1	-	-	-	-	-	1
	Indonesia	-	-	1	-	-	-	-	-	1
	Italy	-	-	-	2	-	-	-	-	2
	Jamaica	-	-	-	2	-	-	-	-	2
	Kazakhstan	-	-	1	-	-	-	-	-	1

* As indicated in the decisions received by WADA.

Table 2 - Total analytical ADRVs from Athletes - ASOIF Sports by Nationality* (continued)

		Urine				Blood				
		Out-Of-Competition		In-Competition		Out-Of-Competition		In-Competition		
Ranking by Total ADRVs	Sport - Nationality	M	F	M	F	M	F	M	F	Total Analytical ADRV
	Peru	-	-	1	-	-	-	-	-	1
	Romania	-	-	-	2	-	-	-	-	2
	Russia	-	1	2	3	-	-	-	-	6
	Turkmenistan	2	1	-	-	-	-	-	-	3
23	Archery	-	-	2	1	-	-	-	-	3
	Chinese Taipei	-	-	-	1	-	-	-	-	1
	Russia	-	-	1	-	-	-	-	-	1
	South Africa	-	-	1	-	-	-	-	-	1
1	Athletics	35	31	81	50	-	2	2	-	201
	Algeria	-	-	1	-	-	-	-	-	1
	Argentina	-	-	3	-	-	-	-	-	3
	Belarus	-	-	-	1	-	-	-	-	1
	Belgium	-	-	1	-	-	-	-	-	1
	Botswana	1	-	1	-	-	-	-	-	2
	Brazil	1	-	1	-	-	-	-	-	2
	Chile	-	1	-	2	-	1	-	-	4
	China	-	-	-	1	-	-	-	-	1
	Czech Republic	-	-	-	1	-	-	-	-	1
	Denmark	1	-	-	-	-	-	-	-	1
	Dominican Republic	-	1	-	-	-	-	-	-	1
	Eritrea	-	-	-	1	-	-	-	-	1
	Ethiopia	-	-	2	-	-	-	-	-	2
	France	-	-	1	-	-	-	-	-	1
	Greece	1	-	-	-	-	-	-	-	1
	Hong Kong, China	-	-	-	1	-	-	-	-	1
	India	2	16	19	10	-	1	-	-	48
	Iran	1	-	2	-	-	-	-	-	3
	Iraq	-	-	1	-	-	-	-	-	1
	Israel	-	-	1	-	-	-	-	-	1
	Italy	-	-	5	1	-	-	1	-	7
	Japan	1	-	-	1	-	-	-	-	2
	Kazakhstan	-	-	3	1	-	-	-	-	4
	Kenya	7	11	19	11	-	-	-	-	48
	Korea	-	-	1	-	-	-	-	-	1
	Kuwait	3	-	-	-	-	-	-	-	3
	Kyrgyzstan	1	-	-	-	-	-	-	-	1
	Lebanon	-	-	-	1	-	-	-	-	1
	Mexico	-	-	3	-	-	-	-	-	3

* As indicated in the decisions received by WADA.

Table 2 - Total analytical ADRVs from Athletes - ASOIF Sports by Nationality* (continued)

		Urine				Blood				
		Out-Of-Competition		In-Competition		Out-Of-Competition		In-Competition		
Ranking by Total ADRVs	Sport - Nationality	M	F	M	F	M	F	M	F	Total Analytical ADRV
	Morocco	1	1	3	1	-	-	1	-	7
	Netherlands	1	-	-	-	-	-	-	-	1
	New Zealand	-	-	1	-	-	-	-	-	1
	Nigeria	2	-	1	1	-	-	-	-	4
	Portugal	-	-	-	1	-	-	-	-	1
	Puerto Rico	1	-	-	-	-	-	-	-	1
	Romania	1	-	-	-	-	-	-	-	1
	Russia	1	-	1	2	-	-	-	-	4
	Saudi Arabia	1	-	1	-	-	-	-	-	2
	South Africa	1	-	6	3	-	-	-	-	10
	Sweden	1	-	-	-	-	-	-	-	1
	Tajikistan	1	-	-	-	-	-	-	-	1
	Trinidad and Tobago	-	-	-	2	-	-	-	-	2
	Turkey	-	-	2	1	-	-	-	-	3
	Turkmenistan	1	-	-	-	-	-	-	-	1
	Ukraine	1	-	-	-	-	-	-	-	1
	United States of America	2	1	-	1	-	-	-	-	4
	Uzbekistan	1	-	-	-	-	-	-	-	1
	Venezuela	-	-	-	1	-	-	-	-	1
	Vietnam	-	-	1	5	-	-	-	-	6
	Zimbabwe	-	-	1	-	-	-	-	-	1
24	Badminton	-	-	-	1	-	-	-	-	1
	Chinese Taipei	-	-	-	1	-	-	-	-	1
8	Basketball	1	2	30	3	-	-	-	-	36
	Belgium	-	-	1	-	-	-	-	-	1
	Brazil	-	-	1	-	-	-	-	-	1
	Chile	-	-	4	-	-	-	-	-	4
	France	-	-	1	-	-	-	-	-	1
	Georgia	-	-	1	-	-	-	-	-	1
	Greece	-	-	2	-	-	-	-	-	2
	Guatemala	-	1	-	-	-	-	-	-	1
	India	1	-	1	-	-	-	-	-	2
	Iran	-	-	3	-	-	-	-	-	3
	Italy	-	-	1	-	-	-	-	-	1
	Kuwait	-	-	2	-	-	-	-	-	2
	Latvia	-	-	1	-	-	-	-	-	1
	Lithuania	-	1	-	-	-	-	-	-	1
	Norway	-	-	3	-	-	-	-	-	3
	Paraguay	-	-	1	-	-	-	-	-	1

* As indicated in the decisions received by WADA.

Table 2 - Total analytical ADRVs from Athletes - ASOIF Sports by Nationality* (continued)

		Urine				Blood				
		Out-Of-Competition		In-Competition		Out-Of-Competition		In-Competition		
Ranking by Total ADRVs	Sport - Nationality	M	F	M	F	M	F	M	F	Total Analytical ADRV
	Puerto Rico	-	-	2	1	-	-	-	-	3
	Romania	-	-	-	1	-	-	-	-	1
	Russia	-	-	3	1	-	-	-	-	4
	Sweden	-	-	1	-	-	-	-	-	1
	United States of America	-	-	2	-	-	-	-	-	2
7	Boxing	11	4	20	6	-	-	-	-	41
	Armenia	-	-	-	1	-	-	-	-	1
	Austria	-	-	2	-	-	-	-	-	2
	Azerbaijan	3	-	1	-	-	-	-	-	4
	Belarus	-	-	-	1	-	-	-	-	1
	Belgium	-	-	2	-	-	-	-	-	2
	Chinese Taipei	-	-	1	-	-	-	-	-	1
	Georgia	-	-	1	-	-	-	-	-	1
	Ghana	1	-	-	-	-	-	-	-	1
	India	1	-	-	1	-	-	-	-	2
	Iran	-	-	1	-	-	-	-	-	1
	Italy	-	-	-	1	-	-	-	-	1
	Lithuania	1	-	-	-	-	-	-	-	1
	Mexico	-	-	1	1	-	-	-	-	2
	Nigeria	-	-	1	-	-	-	-	-	1
	Norway	-	-	1	-	-	-	-	-	1
	Poland	2	-	-	-	-	-	-	-	2
	Romania	-	-	1	-	-	-	-	-	1
	Russia	3	1	2	1	-	-	-	-	7
	Spain	-	-	1	-	-	-	-	-	1
	Tunisia	-	-	1	-	-	-	-	-	1
	Ukraine	-	-	1	-	-	-	-	-	1
	United Kingdom	-	-	1	-	-	-	-	-	1
	United States of America	-	2	-	-	-	-	-	-	2
	Uzbekistan	-	-	2	-	-	-	-	-	2
	Zambia	-	1	-	-	-	-	-	-	1
11	Canoe	-	2	12	-	-	-	-	-	14
	Belarus	-	-	2	-	-	-	-	-	2
	China	-	-	1	-	-	-	-	-	1
	Iran	-	-	1	-	-	-	-	-	1
	Italy	-	-	1	-	-	-	-	-	1
	Kazakhstan	-	1	-	-	-	-	-	-	1
	Mexico	-	-	2	-	-	-	-	-	2
	Poland	-	-	1	-	-	-	-	-	1

* As indicated in the decisions received by WADA.

Table 2 - Total analytical ADRVs from Athletes - ASOIF Sports by Nationality* (continued)

		Urine				Blood				
		Out-Of-Competition		In-Competition		Out-Of-Competition		In-Competition		
Ranking by Total ADRVs	Sport - Nationality	M	F	M	F	M	F	M	F	Total Analytical ADRV
	Romania	-	-	2	-	-	-	-	-	2
	Russia	-	1	1	-	-	-	-	-	2
	United States of America	-	-	1	-	-	-	-	-	1
3	Cycling	13	3	53	10	3	-	-	-	82
	Argentina	-	-	5	-	-	-	-	-	5
	Armenia	-	-	1	-	-	-	-	-	1
	Australia	-	-	1	-	-	-	-	-	1
	Belgium	1	-	-	-	-	-	-	-	1
	Brazil	-	-	3	1	-	-	-	-	4
	Chile	1	-	2	-	-	-	-	-	3
	China	-	-	2	1	-	-	-	-	3
	Colombia	5	-	3	1	1	-	-	-	10
	Costa Rica	-	-	-	1	-	-	-	-	1
	Cuba	-	-	1	-	-	-	-	-	1
	Ecuador	-	-	2	-	-	-	-	-	2
	France	-	1	5	-	-	-	-	-	6
	Germany	-	-	1	-	-	-	-	-	1
	Greece	1	-	-	-	-	-	-	-	1
	Guatemala	-	-	-	1	-	-	-	-	1
	India	-	-	1	-	-	-	-	-	1
	Italy	4	-	17	-	2	-	-	-	23
	Russia	-	-	-	1	-	-	-	-	1
	South Africa	-	-	1	-	-	-	-	-	1
	Sri Lanka	-	-	2	1	-	-	-	-	3
	Thailand	-	-	1	-	-	-	-	-	1
	Turkey	1	-	-	-	-	-	-	-	1
	Ukraine	-	-	-	1	-	-	-	-	1
	United States of America	-	1	3	1	-	-	-	-	5
	Uzbekistan	-	1	2	-	-	-	-	-	3
	Venezuela	-	-	-	1	-	-	-	-	1
20	Equestrian	1	-	4	1	-	-	-	-	6
	Bahrain	1	-	-	-	-	-	-	-	1
	Canada	-	-	1	-	-	-	-	-	1
	Netherlands	-	-	1	-	-	-	-	-	1
	Poland	-	-	-	1	-	-	-	-	1
	Switzerland	-	-	2	-	-	-	-	-	2
18	Fencing	3	2	2	2	-	-	-	-	9
	Guatemala	2	1	-	-	-	-	-	-	3
	Italy	1	-	-	-	-	-	-	-	1

* As indicated in the decisions received by WADA.

Table 2 - Total analytical ADRVs from Athletes - ASOIF Sports by Nationality* (continued)

		Urine				Blood				
		Out-Of-Competition		In-Competition		Out-Of-Competition		In-Competition		
Ranking by Total ADRVs	Sport - Nationality	M	F	M	F	M	F	M	F	Total Analytical ADRV
	Romania	-	1	-	1	-	-	-	-	2
	Thailand	-	-	1	-	-	-	-	-	1
	Turkey	-	-	1	-	-	-	-	-	1
	United States of America	-	-	-	1	-	-	-	-	1
19	Field Hockey	-	1	6	1	-	-	-	-	8
	Canada	-	1	-	-	-	-	-	-	1
	India	-	-	1	-	-	-	-	-	1
	Malta	-	-	1	-	-	-	-	-	1
	Netherlands	-	-	1	1	-	-	-	-	2
	South Africa	-	-	3	-	-	-	-	-	3
5	Football	12	1	44	4	-	-	-	-	61
	Australia	1	-	-	-	-	-	-	-	1
	Azerbaijan	-	-	1	-	-	-	-	-	1
	Belgium	-	-	1	-	-	-	-	-	1
	Brazil	1	-	8	-	-	-	-	-	9
	Bulgaria	-	-	1	-	-	-	-	-	1
	Canada	-	-	2	-	-	-	-	-	2
	Chile	-	-	1	-	-	-	-	-	1
	Colombia	-	-	1	-	-	-	-	-	1
	Costa Rica	1	-	-	2	-	-	-	-	3
	Finland	-	-	1	-	-	-	-	-	1
	France	-	-	2	-	-	-	-	-	2
	Germany	1	-	1	-	-	-	-	-	2
	Gibraltar	-	-	1	-	-	-	-	-	1
	Greece	-	-	1	-	-	-	-	-	1
	Guadeloupe	-	-	1	-	-	-	-	-	1
	Honduras	-	-	1	-	-	-	-	-	1
	India	-	-	2	-	-	-	-	-	2
	Iran	-	-	1	-	-	-	-	-	1
	Italy	3	-	1	-	-	-	-	-	4
	Jordan	-	-	1	-	-	-	-	-	1
	Kazakhstan	1	-	-	-	-	-	-	-	1
	Kenya	2	-	-	-	-	-	-	-	2
	Liberia	-	-	-	1	-	-	-	-	1
	Mexico	1	-	-	-	-	-	-	-	1
	Norway	-	-	3	-	-	-	-	-	3
	Paraguay	-	-	2	-	-	-	-	-	2
	Peru	-	-	1	-	-	-	-	-	1
	Russia	-	1	1	-	-	-	-	-	2

* As indicated in the decisions received by WADA.

Table 2 - Total analytical ADRVs from Athletes - ASOIF Sports by Nationality* (continued)

		Urine				Blood				
		Out-Of-Competition		In-Competition		Out-Of-Competition		In-Competition		
Ranking by Total ADRVs	Sport - Nationality	M	F	M	F	M	F	M	F	Total Analytical ADRV
	Saudi Arabia	-	-	6	-	-	-	-	-	6
	Slovakia	-	-	1	-	-	-	-	-	1
	Spain	1	-	-	-	-	-	-	-	1
	Sweden	-	-	-	1	-	-	-	-	1
	United Arab Emirates	-	-	2	-	-	-	-	-	2
25	Golf	-	-	-	1	-	-	-	-	1
	New Zealand	-	-	-	1	-	-	-	-	1
21	Gymnastics	1	-	3	1	-	-	-	-	5
	Belarus	-	-	-	1	-	-	-	-	1
	Brazil	-	-	1	-	-	-	-	-	1
	India	1	-	-	-	-	-	-	-	1
	Italy	-	-	1	-	-	-	-	-	1
	Ukraine	-	-	1	-	-	-	-	-	1
12	Handball	3	-	11	-	-	-	-	-	14
	Bosnia and Herzegovina	-	-	1	-	-	-	-	-	1
	Brazil	-	-	1	-	-	-	-	-	1
	Egypt	1	-	-	-	-	-	-	-	1
	Greece	-	-	1	-	-	-	-	-	1
	Iceland	-	-	1	-	-	-	-	-	1
	Kuwait	2	-	-	-	-	-	-	-	2
	Lithuania	-	-	1	-	-	-	-	-	1
	Russia	-	-	1	-	-	-	-	-	1
	Saudi Arabia	-	-	1	-	-	-	-	-	1
	Serbia	-	-	1	-	-	-	-	-	1
	Spain	-	-	1	-	-	-	-	-	1
	Thailand	-	-	1	-	-	-	-	-	1
	Tunisia	-	-	1	-	-	-	-	-	1
10	Judo	7	4	10	4	-	-	-	-	25
	Algeria	-	-	1	-	-	-	-	-	1
	Angola	-	-	-	2	-	-	-	-	2
	Australia	1	-	-	-	-	-	-	-	1
	Belgium	-	-	1	-	-	-	-	-	1
	China	-	1	-	-	-	-	-	-	1
	Costa Rica	1	-	-	-	-	-	-	-	1
	France	-	-	1	-	-	-	-	-	1
	Guatemala	1	-	-	-	-	-	-	-	1
	India	2	-	4	1	-	-	-	-	7
	Kazakhstan	-	1	-	-	-	-	-	-	1
	Kenya	-	1	-	-	-	-	-	-	1

* As indicated in the decisions received by WADA.

Table 2 - Total analytical ADRVs from Athletes - ASOIF Sports by Nationality* (continued)

		Urine				Blood				
		Out-Of-Competition		In-Competition		Out-Of-Competition		In-Competition		
Ranking by Total ADRVs	Sport - Nationality	M	F	M	F	M	F	M	F	Total Analytical ADRV
	Morocco	-	-	-	1	-	-	-	-	1
	Poland	1	-	-	-	-	-	-	-	1
	Russia	1	-	-	-	-	-	-	-	1
	South Africa	-	-	1	-	-	-	-	-	1
	United States of America	-	1	-	-	-	-	-	-	1
	Uzbekistan	-	-	2	-	-	-	-	-	2
15	Rowing	3	-	6	3	-	-	-	-	12
	Belarus	-	-	-	1	-	-	-	-	1
	Brazil	1	-	-	-	-	-	-	-	1
	Bulgaria	-	-	1	-	-	-	-	-	1
	Chile	-	-	1	-	-	-	-	-	1
	China	1	-	1	-	-	-	-	-	2
	Iran	-	-	1	-	-	-	-	-	1
	Italy	-	-	-	1	-	-	-	-	1
	Latvia	-	-	1	-	-	-	-	-	1
	Poland	1	-	-	-	-	-	-	-	1
	Russia	-	-	-	1	-	-	-	-	1
	United Kingdom	-	-	1	-	-	-	-	-	1
6	Rugby Union	17	-	38	2	-	-	-	-	57
	Algeria	-	-	1	-	-	-	-	-	1
	Argentina	-	-	4	-	-	-	-	-	4
	Australia	5	-	1	-	-	-	-	-	6
	Canada	-	-	-	1	-	-	-	-	1
	Chile	1	-	6	-	-	-	-	-	7
	Denmark	-	-	1	-	-	-	-	-	1
	France	1	-	1	-	-	-	-	-	2
	Kazakhstan	1	-	-	-	-	-	-	-	1
	Malta	-	-	2	-	-	-	-	-	2
	Monaco	1	-	-	-	-	-	-	-	1
	Namibia	1	-	1	-	-	-	-	-	2
	Paraguay	-	-	4	-	-	-	-	-	4
	Poland	-	-	2	-	-	-	-	-	2
	Romania	-	-	2	-	-	-	-	-	2
	Russia	-	-	1	-	-	-	-	-	1
	South Africa	4	-	5	-	-	-	-	-	9
	Sweden	1	-	-	-	-	-	-	-	1
	Switzerland	-	-	1	-	-	-	-	-	1
	United Kingdom	1	-	5	-	-	-	-	-	6
	United States of America	1	-	-	1	-	-	-	-	2

* As indicated in the decisions received by WADA.

Table 2 - Total analytical ADRVs from Athletes - ASOIF Sports by Nationality* (continued)

		Urine				Blood				
		Out-Of-Competition		In-Competition		Out-Of-Competition		In-Competition		
Ranking by Total ADRVs	Sport - Nationality	M	F	M	F	M	F	M	F	Total Analytical ADRV
	Zimbabwe	-	-	1	-	-	-	-	-	1
26	Sailing	-	1	-	-	-	-	-	-	1
	Russia	-	1	-	-	-	-	-	-	1
22	Shooting	-	-	3	1	-	-	-	-	4
	China	-	-	1	-	-	-	-	-	1
	India	-	-	1	-	-	-	-	-	1
	Iran	-	-	1	-	-	-	-	-	1
	United States of America	-	-	-	1	-	-	-	-	1
27	Table Tennis	-	-	1	-	-	-	-	-	1
	Monaco	-	-	1	-	-	-	-	-	1
13	Taekwondo	3	2	4	4	-	-	-	-	13
	Bosnia and Herzegovina	-	-	-	1	-	-	-	-	1
	Chinese Taipei	-	-	-	1	-	-	-	-	1
	Colombia	-	-	1	-	-	-	-	-	1
	Guatemala	1	1	-	-	-	-	-	-	2
	India	-	1	-	-	-	-	-	-	1
	Jordan	1	-	-	-	-	-	-	-	1
	Kazakhstan	1	-	1	-	-	-	-	-	2
	Korea	-	-	1	-	-	-	-	-	1
	Mexico	-	-	-	2	-	-	-	-	2
	Russia	-	-	1	-	-	-	-	-	1
14	Tennis	1	-	6	6	-	-	-	-	13
	Brazil	-	-	1	1	-	-	-	-	2
	Chile	-	-	2	-	-	-	-	-	2
	China	1	-	-	-	-	-	-	-	1
	Ecuador	-	-	1	-	-	-	-	-	1
	Italy	-	-	1	-	-	-	-	-	1
	Romania	-	-	-	1	-	-	-	-	1
	Russia	-	-	-	1	-	-	-	-	1
	Slovakia	-	-	1	-	-	-	-	-	1
	United Kingdom	-	-	-	1	-	-	-	-	1
	United States of America	-	-	-	2	-	-	-	-	2
16	Triathlon	-	1	6	5	-	-	-	-	12
	Azerbaijan	-	1	1	2	-	-	-	-	4
	Belgium	-	-	-	1	-	-	-	-	1
	Iran	-	-	1	-	-	-	-	-	1
	Italy	-	-	3	-	-	-	-	-	3
	Poland	-	-	-	1	-	-	-	-	1

* As indicated in the decisions received by WADA.

Table 2 - Total analytical ADRVs from Athletes - ASOIF Sports by Nationality* (continued)

		Urine				Blood				
		Out-Of-Competition		In-Competition		Out-Of-Competition		In-Competition		
Ranking by Total ADRVs	Sport - Nationality	M	F	M	F	M	F	M	F	Total Analytical ADRV
	Russia	-	-	1	1	-	-	-	-	2
17	Volleyball	1	-	9	-	-	-	-	-	10
	Brazil	-	-	1	-	-	-	-	-	1
	Chile	1	-	-	-	-	-	-	-	1
	India	-	-	1	-	-	-	-	-	1
	Iran	-	-	2	-	-	-	-	-	2
	Kuwait	-	-	3	-	-	-	-	-	3
	Puerto Rico	-	-	1	-	-	-	-	-	1
	Saudi Arabia	-	-	1	-	-	-	-	-	1
2	Weightlifting	34	8	60	19	-	-	1	-	122
	Albania	1	-	-	1	-	-	-	-	2
	Algeria	-	1	-	1	-	-	-	-	2
	Australia	1	-	1	1	-	-	-	-	3
	Azerbaijan	-	-	2	-	-	-	-	-	2
	Belarus	1	-	1	-	-	-	-	-	2
	Belgium	-	-	3	-	-	-	-	-	3
	Brazil	-	-	1	-	-	-	-	-	1
	Canada	2	-	-	1	-	-	-	-	3
	China	1	-	-	-	-	-	-	-	1
	Chinese Taipei	-	1	-	-	-	-	-	-	1
	Dominican Republic	1	-	-	-	-	-	-	-	1
	Egypt	1	-	2	-	-	-	1	-	4
	France	-	-	3	-	-	-	-	-	3
	Germany	-	-	3	-	-	-	-	-	3
	India	2	-	7	7	-	-	-	-	16
	Iran	1	-	7	-	-	-	-	-	8
	Italy	-	-	2	-	-	-	-	-	2
	Kazakhstan	6	6	2	2	-	-	-	-	16
	Kuwait	1	-	-	-	-	-	-	-	1
	Libya	-	-	1	-	-	-	-	-	1
	Lithuania	-	-	1	-	-	-	-	-	1
	Mexico	1	-	2	-	-	-	-	-	3
	Norway	-	-	1	-	-	-	-	-	1
	Palestine	-	-	1	-	-	-	-	-	1
	Peru	1	-	-	1	-	-	-	-	2
	Poland	-	-	2	-	-	-	-	-	2
	Russia	7	-	3	1	-	-	-	-	11
	Saudi Arabia	2	-	1	-	-	-	-	-	3
	South Africa	-	-	-	1	-	-	-	-	1

* As indicated in the decisions received by WADA.

Table 2 - Total analytical ADRVs from Athletes - ASOIF Sports by Nationality* (continued)

		Urine				Blood				
		Out-Of-Competition		In-Competition		Out-Of-Competition		In-Competition		
Ranking by Total ADRVs	Sport - Nationality	M	F	M	F	M	F	M	F	Total Analytical ADRV
	Turkey	1	-	2	-	-	-	-	-	3
	Ukraine	4	-	-	1	-	-	-	-	5
	United Kingdom	-	-	1	1	-	-	-	-	2
	United States of America	-	-	9	-	-	-	-	-	9
	Vietnam	-	-	2	1	-	-	-	-	3
4	Wrestling	13	3	43	3	1	-	-	-	63
	Armenia	-	-	1	-	-	-	-	-	1
	Australia	1	-	-	-	-	-	-	-	1
	Azerbaijan	-	-	1	-	-	-	-	-	1
	Belarus	-	1	3	-	-	-	-	-	4
	Bulgaria	-	-	1	-	-	-	-	-	1
	Canada	-	-	1	-	-	-	-	-	1
	Egypt	3	-	1	-	-	-	-	-	4
	Germany	-	-	2	-	-	-	-	-	2
	Guatemala	1	-	-	-	-	-	-	-	1
	India	4	1	10	3	-	-	-	-	18
	Iran	-	-	4	-	-	-	-	-	4
	Israel	-	-	1	-	-	-	-	-	1
	Italy	-	-	1	-	-	-	-	-	1
	Kazakhstan	1	-	3	-	-	-	-	-	4
	Kyrgyzstan	-	-	1	-	-	-	-	-	1
	Mexico	-	-	2	-	-	-	-	-	2
	Mongolia	-	-	3	-	-	-	-	-	3
	Norway	-	-	1	-	-	-	-	-	1
	Pakistan	-	-	1	-	-	-	-	-	1
	Poland	-	-	1	-	-	-	-	-	1
	Russia	1	1	1	-	1	-	-	-	4
	South Africa	-	-	1	-	-	-	-	-	1
	Tajikistan	1	-	-	-	-	-	-	-	1
	Tunisia	1	-	-	-	-	-	-	-	1
	Turkmenistan	-	-	1	-	-	-	-	-	1
	United States of America	-	-	2	-	-	-	-	-	2
	Grand Total	164	74	465	137	4	2	3	-	849

* As indicated in the decisions received by WADA.

Table 3 – Total analytical ADRVs from Athletes – AIMS Sports by Nationality*

		Urine				Blood				
		Out-Of-Competition		In-Competition		Out-Of-Competition		In-Competition		
Ranking by Total ADRVs	Sport - Nationality	M	F	M	F	M	F	M	F	Total Analytical ADRV
3	Arm Wrestling	2	-	17	3	-	-	-	-	22
	Argentina	1	-	-	-	-	-	-	-	1
	Armenia	-	-	1	-	-	-	-	-	1
	Brazil	-	-	1	-	-	-	-	-	1
	Croatia	-	-	1	-	-	-	-	-	1
	Finland	-	-	1	-	-	-	-	-	1
	Georgia	-	-	1	-	-	-	-	-	1
	Kazakhstan	-	-	-	3	-	-	-	-	3
	Kyrgyzstan	-	-	1	-	-	-	-	-	1
	Malaysia	1	-	-	-	-	-	-	-	1
	Poland	-	-	1	-	-	-	-	-	1
	Russia	-	-	1	-	-	-	-	-	1
	Serbia	-	-	1	-	-	-	-	-	1
	Turkey	-	-	3	-	-	-	-	-	3
	Ukraine	-	-	4	-	-	-	-	-	4
	Uzbekistan	-	-	1	-	-	-	-	-	1
1	Bodybuilding	23	4	55	31	-	-	-	-	113
	Argentina	1	-	-	-	-	-	-	-	1
	Belgium	1	-	-	-	-	-	-	-	1
	Bulgaria	-	-	2	-	-	-	-	-	2
	Cambodia	4	-	-	-	-	-	-	-	4
	China	2	-	1	1	-	-	-	-	4
	Chinese Taipei	-	-	-	1	-	-	-	-	1
	Costa Rica	1	1	1	2	-	-	-	-	5
	Croatia	-	-	-	2	-	-	-	-	2
	Czech Republic	-	-	-	1	-	-	-	-	1
	Egypt	1	-	-	-	-	-	-	-	1
	Finland	-	1	1	-	-	-	-	-	2
	France	-	-	1	-	-	-	-	-	1
	Georgia	1	-	-	-	-	-	-	-	1
	Guatemala	-	1	5	2	-	-	-	-	8
	India	-	-	1	1	-	-	-	-	2
	Indonesia	-	-	3	-	-	-	-	-	3
	Japan	-	-	-	1	-	-	-	-	1
	Jordan	1	-	1	-	-	-	-	-	2
	Kenya	-	-	3	-	-	-	-	-	3
	Korea	3	-	1	2	-	-	-	-	6
	Lithuania	-	-	2	-	-	-	-	-	2
	Mexico	-	-	3	1	-	-	-	-	4

* As indicated in the decisions received by WADA.

Table 3 – Total analytical ADRVs from Athletes – AIMS Sports by Nationality* (continued)

		Urine				Blood				
		Out-Of-Competition		In-Competition		Out-Of-Competition		In-Competition		
Ranking by Total ADRVs	Sport - Nationality	M	F	M	F	M	F	M	F	Total Analytical ADRV
	Mongolia	-	-	-	2	-	-	-	-	2
	Myanmar	-	-	2	-	-	-	-	-	2
	Paraguay	-	-	-	1	-	-	-	-	1
	Romania	-	-	3	-	-	-	-	-	3
	Russia	1	-	-	2	-	-	-	-	3
	Slovakia	-	-	1	-	-	-	-	-	1
	South Africa	-	-	5	5	-	-	-	-	10
	Thailand	1	-	10	2	-	-	-	-	13
	Vietnam	6	1	7	5	-	-	-	-	19
	Zimbabwe	-	-	2	-	-	-	-	-	2
5	Ju-Jitsu	-	-	1	-	-	-	-	-	1
	Kazakhstan	-	-	1	-	-	-	-	-	1
2	Powerlifting	11	3	59	16	-	-	-	-	89
	Armenia	-	-	4	1	-	-	-	-	5
	Belarus	-	-	1	-	-	-	-	-	1
	Canada	-	-	2	1	-	-	-	-	3
	Chinese Taipei	-	-	-	1	-	-	-	-	1
	Costa Rica	1	-	-	-	-	-	-	-	1
	Ecuador	1	-	2	-	-	-	-	-	3
	Egypt	1	-	-	-	-	-	-	-	1
	France	-	-	1	-	-	-	-	-	1
	Germany	-	-	1	-	-	-	-	-	1
	India	-	-	4	2	-	-	-	-	6
	Iran	-	-	4	-	-	-	-	-	4
	Iraq	2	-	-	-	-	-	-	-	2
	Italy	-	1	1	-	-	-	-	-	2
	Kazakhstan	-	2	2	2	-	-	-	-	6
	Kyrgyzstan	-	-	1	-	-	-	-	-	1
	Mexico	-	-	5	3	-	-	-	-	8
	Mongolia	1	-	3	-	-	-	-	-	4
	Netherlands	-	-	1	-	-	-	-	-	1
	Norway	1	-	-	-	-	-	-	-	1
	Palestine	-	-	1	-	-	-	-	-	1
	Panama	-	-	1	1	-	-	-	-	2
	Poland	-	-	1	2	-	-	-	-	3
	Puerto Rico	-	-	1	-	-	-	-	-	1
	Romania	-	-	1	-	-	-	-	-	1
	Russia	-	-	9	2	-	-	-	-	11
	Saudi Arabia	-	-	1	-	-	-	-	-	1
	South Africa	1	-	1	-	-	-	-	-	2

* As indicated in the decisions received by WADA.

Table 3 – Total analytical ADRVs from Athletes – AIMS Sports by Nationality* (continued)

		Urine				Blood				
		Out-Of-Competition		In-Competition		Out-Of-Competition		In-Competition		
Ranking by Total ADRVs	Sport - Nationality	M	F	M	F	M	F	M	F	Total Analytical ADRV
	Spain	-	-	1	-	-	-	-	-	1
	Sri Lanka	-	-	2	-	-	-	-	-	2
	Sweden	3	-	1	-	-	-	-	-	4
	Turkey	-	-	3	-	-	-	-	-	3
	Ukraine	-	-	-	1	-	-	-	-	1
	United Kingdom	-	-	3	-	-	-	-	-	3
	United States of America	-	-	1	-	-	-	-	-	1
4	Savate	-	-	2	1	-	-	-	-	3
	Croatia	-	-	2	-	-	-	-	-	2
	France	-	-	-	1	-	-	-	-	1
6	Sleddog	-	-	1	-	-	-	-	-	1
	Norway	-	-	1	-	-	-	-	-	1
7	Sport Fishing	1	-	-	-	-	-	-	-	1
	Bulgaria	1	-	-	-	-	-	-	-	1
	Grand Total	37	7	135	51	-	-	-	-	230

* As indicated in the decisions received by WADA.

Table 4 – Total analytical ADRVs from Athletes – ARISF Sports by Athlete Nationality*

		Urine				Blood				
		Out-Of-Competition		In-Competition		Out-Of-Competition		In-Competition		
Ranking by Total ADRVs	Sport - Nationality	M	F	M	F	M	F	M	F	Total Analytical ADRV
2	American Football	2	-	12	1	-	-	-	-	15
	Chile	-	-	-	1	-	-	-	-	1
	Finland	-	-	1	-	-	-	-	-	1
	France	1	-	1	-	-	-	-	-	2
	Germany	-	-	1	-	-	-	-	-	1
	Italy	-	-	1	-	-	-	-	-	1
	Mexico	-	-	1	-	-	-	-	-	1
	Norway	1	-	1	-	-	-	-	-	2
	Poland	-	-	2	-	-	-	-	-	2
	Switzerland	-	-	1	-	-	-	-	-	1
	United Kingdom	-	-	1	-	-	-	-	-	1
	United States of America	-	-	2	-	-	-	-	-	2

* As indicated in the decisions received by WADA.

Table 4 – Total analytical ADRVs from Athletes – ARISF Sports by Athlete Nationality* (continued)

		Urine				Blood				
		Out-Of-Competition		In-Competition		Out-Of-Competition		In-Competition		
Ranking by Total ADRVs	Sport - Nationality	M	F	M	F	M	F	M	F	Total Analytical ADRV
24	Automobile Sports	-	-	1	-	-	-	-	-	1
	Germany	-	-	1	-	-	-	-	-	1
8	Bandy	-	-	3	-	-	-	-	-	3
	Finland	-	-	1	-	-	-	-	-	1
	Russia	-	-	1	-	-	-	-	-	1
	Sweden	-	-	1	-	-	-	-	-	1
3	Baseball	3	-	8	-	-	-	-	-	11
	Colombia	3	-	-	-	-	-	-	-	3
	Germany	-	-	2	-	-	-	-	-	2
	Italy	-	-	1	-	-	-	-	-	1
	New Zealand	-	-	1	-	-	-	-	-	1
	Nicaragua	-	-	1	-	-	-	-	-	1
	Pakistan	-	-	1	-	-	-	-	-	1
	Spain	-	-	1	-	-	-	-	-	1
	United Kingdom	-	-	1	-	-	-	-	-	1
15	Basque Pelota	-	-	2	-	-	-	-	-	2
	France	-	-	2	-	-	-	-	-	2
16	Billiards Sports	-	-	2	-	-	-	-	-	2
	Belgium	-	-	1	-	-	-	-	-	1
	Germany	-	-	1	-	-	-	-	-	1
25	Boules Sports	-	-	1	-	-	-	-	-	1
	Croatia	-	-	1	-	-	-	-	-	1
26	Bowling	-	-	1	-	-	-	-	-	1
	India	-	-	1	-	-	-	-	-	1
17	Bridge	2	-	-	-	-	-	-	-	2
	Hong Kong, China	1	-	-	-	-	-	-	-	1
	India	1	-	-	-	-	-	-	-	1
18	Cheer	-	-	2	-	-	-	-	-	2
	Norway	-	-	2	-	-	-	-	-	2
9	Cricket	3	-	-	-	-	-	-	-	3
	Bangladesh	1	-	-	-	-	-	-	-	1
	South Africa	1	-	-	-	-	-	-	-	1
	United Kingdom	1	-	-	-	-	-	-	-	1
10	Floorball	-	-	3	-	-	-	-	-	3
	Norway	-	-	3	-	-	-	-	-	3
6	Karate	-	-	3	3	-	-	-	-	6
	Azerbaijan	-	-	-	1	-	-	-	-	1
	Colombia	-	-	1	-	-	-	-	-	1

* As indicated in the decisions received by WADA.

Table 4 – Total analytical ADRVs from Athletes – ARISF Sports by Athlete Nationality* (continued)

		Urine				Blood				
		Out-Of-Competition		In-Competition		Out-Of-Competition		In-Competition		
Ranking by Total ADRVs	Sport - Nationality	M	F	M	F	M	F	M	F	Total Analytical ADRV
	India	-	-	-	1	-	-	-	-	1
	Mexico	-	-	-	1	-	-	-	-	1
	Morocco	-	-	1	-	-	-	-	-	1
	Thailand	-	-	1	-	-	-	-	-	1
1	Kickboxing	1	-	15	5	-	-	-	-	21
	Azerbaijan	-	-	1	1	-	-	-	-	2
	Belgium	-	-	1	-	-	-	-	-	1
	Bosnia and Herzegovina	-	-	1	1	-	-	-	-	2
	Brazil	-	-	1	-	-	-	-	-	1
	Denmark	-	-	2	-	-	-	-	-	2
	France	-	-	1	1	-	-	-	-	2
	Latvia	-	-	1	-	-	-	-	-	1
	Montenegro	1	-	-	-	-	-	-	-	1
	Poland	-	-	4	1	-	-	-	-	5
	Romania	-	-	1	-	-	-	-	-	1
	Spain	-	-	1	-	-	-	-	-	1
	Sweden	-	-	1	-	-	-	-	-	1
	Ukraine	-	-	-	1	-	-	-	-	1
11	Lacrosse	-	-	2	1	-	-	-	-	3
	Canada	-	-	-	1	-	-	-	-	1
	Jamaica	-	-	1	-	-	-	-	-	1
	Philippines	-	-	1	-	-	-	-	-	1
19	Lifesaving	1	-	1	-	-	-	-	-	2
	Australia	1	-	-	-	-	-	-	-	1
	South Africa	-	-	1	-	-	-	-	-	1
7	Motorcycle Racing	-	-	4	-	-	-	-	-	4
	Denmark	-	-	1	-	-	-	-	-	1
	Latvia	-	-	1	-	-	-	-	-	1
	Sweden	-	-	2	-	-	-	-	-	2
5	Muaythai	1	-	5	1	-	-	-	-	7
	Belarus	1	-	-	-	-	-	-	-	1
	Denmark	-	-	1	-	-	-	-	-	1
	France	-	-	3	-	-	-	-	-	3
	Italy	-	-	-	1	-	-	-	-	1
	Sweden	-	-	1	-	-	-	-	-	1
27	Orienteering	-	-	1	-	-	-	-	-	1
	Latvia	-	-	1	-	-	-	-	-	1
20	Polo	1	-	1	-	-	-	-	-	2

* As indicated in the decisions received by WADA.

Table 4 – Total analytical ADRVs from Athletes – ARISF Sports by Athlete Nationality* (continued)

		Urine				Blood				
		Out-Of-Competition		In-Competition		Out-Of-Competition		In-Competition		
Ranking by Total ADRVs	Sport - Nationality	M	F	M	F	M	F	M	F	Total Analytical ADRV
	Guatemala	1	-	-	-	-	-	-	-	1
	Mexico	-	-	1	-	-	-	-	-	1
12	Roller Sports	-	-	2	1	-	-	-	-	3
	Colombia	-	-	-	1	-	-	-	-	1
	Italy	-	-	1	-	-	-	-	-	1
	Russia	-	-	1	-	-	-	-	-	1
4	Sambo	-	1	10	-	-	-	-	-	11
	Azerbaijan	-	-	1	-	-	-	-	-	1
	Belarus	-	1	-	-	-	-	-	-	1
	Georgia	-	-	1	-	-	-	-	-	1
	Russia	-	-	3	-	-	-	-	-	3
	Tajikistan	-	-	2	-	-	-	-	-	2
	Turkmenistan	-	-	1	-	-	-	-	-	1
	Uzbekistan	-	-	2	-	-	-	-	-	2
13	Softball	1	-	2	-	-	-	-	-	3
	Canada	1	-	2	-	-	-	-	-	3
28	Sport Climbing	-	-	1	-	-	-	-	-	1
	Poland	-	-	1	-	-	-	-	-	1
21	Squash	-	-	1	1	-	-	-	-	2
	Egypt	-	-	1	1	-	-	-	-	2
22	Sumo	1	-	-	1	-	-	-	-	2
	Egypt	1	-	-	-	-	-	-	-	1
	Ukraine	-	-	-	1	-	-	-	-	1
29	Surfing	1	-	-	-	-	-	-	-	1
	Panama	1	-	-	-	-	-	-	-	1
30	Tug of War	-	-	1	-	-	-	-	-	1
	Latvia	-	-	1	-	-	-	-	-	1
14	Underwater Sports	-	-	3	-	-	-	-	-	3
	Chinese Taipei	-	-	1	-	-	-	-	-	1
	Kuwait	-	-	1	-	-	-	-	-	1
	Ukraine	-	-	1	-	-	-	-	-	1
23	Waterskiing	-	-	2	-	-	-	-	-	2
	Italy	-	-	1	-	-	-	-	-	1
	Japan	-	-	1	-	-	-	-	-	1
31	Wushu	-	-	1	-	-	-	-	-	1
	India	-	-	1	-	-	-	-	-	1
	Grand Total	17	1	90	14	-	-	-	-	122

* As indicated in the decisions received by WADA.

Table 5 - Total analytical ADRVs from Athletes - WOF Sports by Nationality*

		Urine				Blood				
		Out-Of-Competition		In-Competition		Out-Of-Competition		In-Competition		
Ranking by Total ADRVs	Sport - Nationality	M	F	M	F	M	F	M	F	Total Analytical ADRV
5	Biathlon	-	-	-	1	-	-	-	-	1
	Sweden	-	-	-	1	-	-	-	-	1
3	Bobsleigh	1	1	-	2	-	-	-	-	4
	Canada	-	1	-	-	-	-	-	-	1
	Russia	-	-	-	1	-	-	-	-	1
	Ukraine	-	-	-	1	-	-	-	-	1
	United States of America	1	-	-	-	-	-	-	-	1
1	Ice Hockey	4	-	5	-	-	-	-	-	9
	Bulgaria	2	-	1	-	-	-	-	-	3
	Czech Republic	-	-	1	-	-	-	-	-	1
	Germany	1	-	-	-	-	-	-	-	1
	Italy	-	-	1	-	-	-	-	-	1
	Turkey	-	-	1	-	-	-	-	-	1
	United Kingdom	-	-	1	-	-	-	-	-	1
	United States of America	1	-	-	-	-	-	-	-	1
4	Skating	-	-	1	3	-	-	-	-	4
	Belarus	-	-	-	2	-	-	-	-	2
	Russia	-	-	1	-	-	-	-	-	1
	Spain	-	-	-	1	-	-	-	-	1
2	Skiing	2	-	2	3	-	-	-	-	7
	Iran	1	-	-	-	-	-	-	-	1
	Italy	-	-	2	2	-	-	-	-	4
	Russia	1	-	-	-	-	-	-	-	1
	Ukraine	-	-	-	1	-	-	-	-	1
	Grand Total	7	1	8	9	-	-	-	-	25

* As indicated in the decisions received by WADA.

Table 6 - Total analytical ADRVs from Athletes - Other Sports - Code Signatories by Nationality*

		Urine				Blood				
		Out-Of-Competition		In-Competition		Out-Of-Competition		In-Competition		
Ranking by Total ADRVs	Sport - Nationality	M	F	M	F	M	F	M	F	Total Analytical ADRV
7	Bowls	-	-	1	1	-	-	-	-	2
	South Africa	-	-	1	1	-	-	-	-	2
8	Electronic Sports	-	-	1	-	-	-	-	-	1
	Pakistan	-	-	1	-	-	-	-	-	1
9	Karate	-	-	1	-	-	-	-	-	1
	Germany	-	-	1	-	-	-	-	-	1
5	Kettlebell Lifting	-	-	2	2	-	-	-	-	4
	Greece	-	-	-	1	-	-	-	-	1
	Kazakhstan	-	-	2	-	-	-	-	-	2
	Latvia	-	-	-	1	-	-	-	-	1
3	Kurash	1	2	1	1	-	-	-	-	5
	Congo	-	-	1	-	-	-	-	-	1
	Iran	1	2	-	-	-	-	-	-	3
	Turkmenistan	-	-	-	1	-	-	-	-	1
2	Mixed Martial Arts	-	-	14	2	-	-	-	-	16
	Brazil	-	-	1	1	-	-	-	-	2
	France	-	-	2	-	-	-	-	-	2
	Poland	-	-	2	-	-	-	-	-	2
	Russia	-	-	1	1	-	-	-	-	2
	South Africa	-	-	3	-	-	-	-	-	3
	Spain	-	-	1	-	-	-	-	-	1
	Sweden	-	-	1	-	-	-	-	-	1
	Ukraine	-	-	3	-	-	-	-	-	3
1	Rugby League	11	-	6	-	-	-	-	-	17
	Australia	1	-	1	-	-	-	-	-	2
	France	3	-	3	-	-	-	-	-	6
	Norway	-	-	1	-	-	-	-	-	1
	United Kingdom	7	-	1	-	-	-	-	-	8
6	School Sports	1	-	3	-	-	-	-	-	4
	China	1	-	3	-	-	-	-	-	4
10	Taekwondo	1	-	-	-	-	-	-	-	1
	Albania	1	-	-	-	-	-	-	-	1
4	Triathlon	1	1	3	-	-	-	-	-	5
	Brazil	1	-	1	-	-	-	-	-	2
	Denmark	-	1	-	-	-	-	-	-	1
	Germany	-	-	1	-	-	-	-	-	1
	Italy	-	-	1	-	-	-	-	-	1
	Grand Total	15	3	32	6	-	-	-	-	56

* As indicated in the decisions received by WADA.

Table 7 - Total analytical ADRVs from Athletes - Other Sports (University) by Nationality*

		Urine				Blood				
		Out-Of-Competition		In-Competition		Out-Of-Competition		In-Competition		
Ranking by Total ADRVs	Sport - Nationality	M	F	M	F	M	F	M	F	Total Analytical ADRV
1	American Football	3	-	-	-	-	-	-	-	3
	Canada	3	-	-	-	-	-	-	-	3
2	Aquatics	-	-	1	-	-	-	-	-	1
	Canada	-	-	1	-	-	-	-	-	1
3	Athletics	-	-	1	-	-	-	-	-	1
	China	-	-	1	-	-	-	-	-	1
	Grand Total	3	-	2	-	-	-	-	-	5

* As indicated in the decisions received by WADA.
** These disciplines are non-signatories, but are present in the report because the Testing Authority under which the test was performed and the Results Management Authorities are signatories for these cases.

Table 8 - Total analytical ADRVs from Athletes - IPC Sports by Nationality*

		Urine				Blood				
		Out-Of-Competition		In-Competition		Out-Of-Competition		In-Competition		
Ranking by Total ADRVs	Sport - Nationality	M	F	M	F	M	F	M	F	Total Analytical ADRV
2	Para-Athletics	3	-	7	-	-	-	-	-	10
	Brazil	-	-	1	-	-	-	-	-	1
	Croatia	-	-	1	-	-	-	-	-	1
	India	2	-	-	-	-	-	-	-	2
	Russia	1	-	1	-	-	-	-	-	2
	Thailand	-	-	1	-	-	-	-	-	1
	Turkey	-	-	1	-	-	-	-	-	1
	United States of America	-	-	2	-	-	-	-	-	2
5	Para-Nordic Skiing	-	-	1	-	-	-	-	-	1
	Bulgaria	-	-	1	-	-	-	-	-	1
1	Para-Powerlifting	2	3	8	5	-	-	-	-	18
	Brazil	-	-	1	1	-	-	-	-	2
	Chile	-	-	-	2	-	-	-	-	2
	Egypt	-	-	1	-	-	-	-	-	1
	France	-	-	1	-	-	-	-	-	1
	Georgia	-	-	1	-	-	-	-	-	1
	Greece	-	-	1	-	-	-	-	-	1
	India	-	3	1	-	-	-	-	-	4

* As indicated in the decisions received by WADA.

Table 8 - Total analytical ADRVs from Athletes - IPC Sports by Nationality* (continued)

		Urine				Blood				
		Out-Of-Competition		In-Competition		Out-Of-Competition		In-Competition		
Ranking by Total ADRVs	Sport - Nationality	M	F	M	F	M	F	M	F	Total Analytical ADRV
	Italy	-	-	1	-	-	-	-	-	1
	Korea	-	-	1	-	-	-	-	-	1
	Morocco	-	-	-	1	-	-	-	-	1
	Russia	2	-	-	1	-	-	-	-	3
6	Para-Snowboard	1	-	-	-	-	-	-	-	1
	Spain	1	-	-	-	-	-	-	-	1
3	Para-Swimming	2	-	2	1	-	-	-	-	5
	Belarus	-	-	1	-	-	-	-	-	1
	Colombia	1	-	-	-	-	-	-	-	1
	Poland	-	-	-	1	-	-	-	-	1
	Russia	1	-	-	-	-	-	-	-	1
	Thailand	-	-	1	-	-	-	-	-	1
4	Shooting Para Sport	1	-	2	1	-	-	-	-	4
	France	1	-	-	1	-	-	-	-	2
	Poland	-	-	1	-	-	-	-	-	1
	United Arab Emirates	-	-	1	-	-	-	-	-	1
	Grand Total	9	3	20	7	-	-	-	-	39

* As indicated in the decisions received by WADA.

Table 9 - Total analytical ADRVs from Athletes - Impaired Signatories Sports by Nationality*

		Urine				Blood				
		Out-Of-Competition		In-Competition		Out-Of-Competition		In-Competition		
Ranking by Total ADRVs	Sport - Nationality	M	F	M	F	M	F	M	F	Total Analytical ADRV
6	Aquatics	-	1	1	-	-	-	-	-	2
	Iran	-	-	1	-	-	-	-	-	1
	Kazakhstan	-	1	-	-	-	-	-	-	1
9	Arm Wrestling	-	-	1	-	-	-	-	-	1
	United States of America	-	-	1	-	-	-	-	-	1
10	Athletics	1	-	-	-	-	-	-	-	1
	Iran	1	-	-	-	-	-	-	-	1
1	Basketball	2	-	2	-	-	-	-	-	4
	Italy	-	-	2	-	-	-	-	-	2
	Russia	2	-	-	-	-	-	-	-	2

* As indicated in the decisions received by WADA.

Table 9 - Total analytical ADRVs from Athletes - Impaired Signatories Sports by Nationality* (continued)

		Urine				Blood				
		Out-Of-Competition		In-Competition		Out-Of-Competition		In-Competition		
Ranking by Total ADRVs	Sport - Nationality	M	F	M	F	M	F	M	F	Total Analytical ADRV
11	Blind Football	1	-	-	-	-	-	-	-	1
	Italy	1	-	-	-	-	-	-	-	1
12	Boccia	1	-	-	-	-	-	-	-	1
	United States of America	1	-	-	-	-	-	-	-	1
13	Canoe	-	1	-	-	-	-	-	-	1
	Uzbekistan	-	1	-	-	-	-	-	-	1
14	Curling	-	1	-	-	-	-	-	-	1
	Switzerland	-	1	-	-	-	-	-	-	1
2	Cycling	1	-	2	1	-	-	-	-	4
	Brazil	-	-	1	-	-	-	-	-	1
	Iran	1	-	-	-	-	-	-	-	1
	Russia	-	-	1	1	-	-	-	-	2
15	Equestrian	-	-	1	-	-	-	-	-	1
	Italy	-	-	1	-	-	-	-	-	1
3	Football 7-a-Side	-	-	4	-	-	-	-	-	4
	Italy	-	-	2	-	-	-	-	-	2
	Russia	-	-	1	-	-	-	-	-	1
	Spain	-	-	1	-	-	-	-	-	1
4	Judo	2	-	2	-	-	-	-	-	4
	Iran	2	-	1	-	-	-	-	-	3
	United States of America	-	-	1	-	-	-	-	-	1
16	ParaVolley	-	1	-	-	-	-	-	-	1
	Egypt	-	1	-	-	-	-	-	-	1
17	Rugby Union	1	-	-	-	-	-	-	-	1
	Italy	1	-	-	-	-	-	-	-	1
7	Sailing	2	-	-	-	-	-	-	-	2
	Korea	2	-	-	-	-	-	-	-	2
18	Taekwondo	-	-	1	-	-	-	-	-	1
	Egypt	-	-	1	-	-	-	-	-	1
8	Tennis	-	-	1	1	-	-	-	-	2
	Belgium	-	-	1	-	-	-	-	-	1
	South Africa	-	-	-	1	-	-	-	-	1
19	Triathlon	-	-	1	-	-	-	-	-	1
	South Africa	-	-	1	-	-	-	-	-	1
5	Wrestling	1	-	2	-	-	-	-	-	3

* As indicated in the decisions received by WADA.

Table 9 - Total analytical ADRVs from Athletes - Impaired Signatories Sports by Nationality* (continued)

		Urine				Blood				
		Out-Of-Competition		In-Competition		Out-Of-Competition		In-Competition		
Ranking by Total ADRVs	Sport - Nationality	M	F	M	F	M	F	M	F	Total Analytical ADRV
	Iran	-	-	1	-	-	-	-	-	1
	Kazakhstan	1	-	-	-	-	-	-	-	1
	Turkey	-	-	1	-	-	-	-	-	1
	Grand Total	12	4	18	2	-	-	-	-	36

* As indicated in the decisions received by WADA.

Table 10 – Total analytical ADRVs from Athletes – ADO Specific – Code Signatories Sports by Nationality*

		Urine				Blood				
		Out-Of-Competition		In-Competition		Out-Of-Competition		In-Competition		
Ranking by Total ADRVs	Sport - Nationality	M	F	M	F	M	F	M	F	Total Analytical ADRV
1	Boxing	-	-	4	-	-	-	-	-	4
	Italy	-	-	1	-	-	-	-	-	1
	Poland	-	-	1	-	-	-	-	-	1
	South Africa	-	-	1	-	-	-	-	-	1
	United Kingdom	-	-	1	-	-	-	-	-	1
3	Brazilian Jiu-Jitsu	-	-	2	-	-	-	-	-	2
	Sweden	-	-	2	-	-	-	-	-	2
4	CrossFit	-	-	1	-	-	-	-	-	1
	France	-	-	1	-	-	-	-	-	1
5	Football	-	-	1	-	-	-	-	-	1
	Morocco	-	-	1	-	-	-	-	-	1
2	Kabaddi	-	-	4	-	-	-	-	-	4
	India	-	-	4	-	-	-	-	-	4
	Grand Total	-	-	12	-	-	-	-	-	12

* As indicated in the decisions received by WADA.

Table 11 - Total analytical ADRVs from Athletes by Nationality and Sport*

		Urine				Blood				
		Out-Of-Competition		In-Competition		Out-Of-Competition		In-Competition		
Ranking by Total ADRVs	Athlete Nationality - Sport	M	F	M	F	M	F	M	F	Total Analytical ADRV
69	Albania	2	-	-	1	-	-	-	-	3
	Taekwondo	1	-	-	-	-	-	-	-	1
	Weightlifting	1	-	-	1	-	-	-	-	2
55	Algeria	-	1	3	1	-	-	-	-	5
	Athletics	-	-	1	-	-	-	-	-	1
	Judo	-	-	1	-	-	-	-	-	1
	Rugby Union	-	-	1	-	-	-	-	-	1
	Weightlifting	-	1	-	1	-	-	-	-	2
80	Angola	-	-	-	2	-	-	-	-	2
	Judo	-	-	-	2	-	-	-	-	2
32	Argentina	2	-	12	-	-	-	-	-	14
	Arm Wrestling	1	-	-	-	-	-	-	-	1
	Athletics	-	-	3	-	-	-	-	-	3
	Bodybuilding	1	-	-	-	-	-	-	-	1
	Cycling	-	-	5	-	-	-	-	-	5
	Rugby Union	-	-	4	-	-	-	-	-	4
41	Armenia	-	-	7	2	-	-	-	-	9
	Arm Wrestling	-	-	1	-	-	-	-	-	1
	Boxing	-	-	-	1	-	-	-	-	1
	Cycling	-	-	1	-	-	-	-	-	1
	Powerlifting	-	-	4	1	-	-	-	-	5
	Wrestling	-	-	1	-	-	-	-	-	1
29	Australia	11	-	4	1	-	-	-	-	16
	Cycling	-	-	1	-	-	-	-	-	1
	Football	1	-	-	-	-	-	-	-	1
	Judo	1	-	-	-	-	-	-	-	1
	Lifesaving	1	-	-	-	-	-	-	-	1
	Rugby League	1	-	1	-	-	-	-	-	2
	Rugby Union	5	-	1	-	-	-	-	-	6
	Weightlifting	1	-	1	1	-	-	-	-	3
	Wrestling	1	-	-	-	-	-	-	-	1
81	Austria	-	-	2	-	-	-	-	-	2
	Boxing	-	-	2	-	-	-	-	-	2
30	Azerbaijan	3	1	8	4	-	-	-	-	16
	Boxing	3	-	1	-	-	-	-	-	4
	Football	-	-	1	-	-	-	-	-	1
	Karate	-	-	-	1	-	-	-	-	1
	Kickboxing	-	-	1	1	-	-	-	-	2
	Sambo	-	-	1	-	-	-	-	-	1

* As indicated in the decisions received by WADA.

Table 11 - Total analytical ADRVs from Athletes by Nationality and Sport* (continued)

		Urine				Blood				
		Out-Of-Competition		In-Competition		Out-Of-Competition		In-Competition		
Ranking by Total ADRVs	Athlete Nationality - Sport	M	F	M	F	M	F	M	F	Total Analytical ADRV
	Triathlon	-	1	1	2	-	-	-	-	4
	Weightlifting	-	-	2	-	-	-	-	-	2
	Wrestling	-	-	1	-	-	-	-	-	1
95	Bahrain	1	-	-	-	-	-	-	-	1
	Equestrian	1	-	-	-	-	-	-	-	1
96	Bangladesh	1	-	-	-	-	-	-	-	1
	Cricket	1	-	-	-	-	-	-	-	1
22	Belarus	2	2	8	6	-	-	-	-	18
	Athletics	-	-	-	1	-	-	-	-	1
	Boxing	-	-	-	1	-	-	-	-	1
	Canoe	-	-	2	-	-	-	-	-	2
	Gymnastics	-	-	-	1	-	-	-	-	1
	Muaythai	1	-	-	-	-	-	-	-	1
	Para-Swimming	-	-	1	-	-	-	-	-	1
	Powerlifting	-	-	1	-	-	-	-	-	1
	Rowing	-	-	-	1	-	-	-	-	1
	Sambo	-	1	-	-	-	-	-	-	1
	Skating	-	-	-	2	-	-	-	-	2
	Weightlifting	1	-	1	-	-	-	-	-	2
	Wrestling	-	1	3	-	-	-	-	-	4
31	Belgium	2	-	12	1	-	-	-	-	15
	Athletics	-	-	1	-	-	-	-	-	1
	Basketball	-	-	1	-	-	-	-	-	1
	Billiards Sports	-	-	1	-	-	-	-	-	1
	Bodybuilding	1	-	-	-	-	-	-	-	1
	Boxing	-	-	2	-	-	-	-	-	2
	Cycling	1	-	-	-	-	-	-	-	1
	Football	-	-	1	-	-	-	-	-	1
	Judo	-	-	1	-	-	-	-	-	1
	Kickboxing	-	-	1	-	-	-	-	-	1
	Tennis	-	-	1	-	-	-	-	-	1
	Triathlon	-	-	-	1	-	-	-	-	1
	Weightlifting	-	-	3	-	-	-	-	-	3
60	Bosnia and Herzegovina	-	-	2	2	-	-	-	-	4
	Handball	-	-	1	-	-	-	-	-	1
	Kickboxing	-	-	1	1	-	-	-	-	2
	Taekwondo	-	-	-	1	-	-	-	-	1

* As indicated in the decisions received by WADA.

Table 11 - Total analytical ADRVs from Athletes by Nationality and Sport* (continued)

		Urine				Blood				
		Out-Of-Competition		In-Competition		Out-Of-Competition		In-Competition		
Ranking by Total ADRVs	Athlete Nationality - Sport	M	F	M	F	M	F	M	F	Total Analytical ADRV
82	Botswana	1	-	1	-	-	-	-	-	2
	Athletics	1	-	1	-	-	-	-	-	2
10	Brazil	5	2	25	4	-	-	-	-	36
	Aquatics	1	2	-	-	-	-	-	-	3
	Arm Wrestling	-	-	1	-	-	-	-	-	1
	Athletics	1	-	1	-	-	-	-	-	2
	Basketball	-	-	1	-	-	-	-	-	1
	Cycling	-	-	4	1	-	-	-	-	5
	Football	1	-	8	-	-	-	-	-	9
	Gymnastics	-	-	1	-	-	-	-	-	1
	Handball	-	-	1	-	-	-	-	-	1
	Kickboxing	-	-	1	-	-	-	-	-	1
	Mixed Martial Arts	-	-	1	1	-	-	-	-	2
	Para-Athletics	-	-	1	-	-	-	-	-	1
	Para-Powerlifting	-	-	1	1	-	-	-	-	2
	Rowing	1	-	-	-	-	-	-	-	1
	Tennis	-	-	1	1	-	-	-	-	2
	Triathlon	1	-	1	-	-	-	-	-	2
	Volleyball	-	-	1	-	-	-	-	-	1
	Weightlifting	-	-	1	-	-	-	-	-	1
39	Bulgaria	3	-	7	-	-	-	-	-	10
	Bodybuilding	-	-	2	-	-	-	-	-	2
	Football	-	-	1	-	-	-	-	-	1
	Ice Hockey	2	-	1	-	-	-	-	-	3
	Para-Nordic Skiing	-	-	1	-	-	-	-	-	1
	Rowing	-	-	1	-	-	-	-	-	1
	Sport Fishing	1	-	-	-	-	-	-	-	1
	Wrestling	-	-	1	-	-	-	-	-	1
61	Cambodia	4	-	-	-	-	-	-	-	4
	Bodybuilding	4	-	-	-	-	-	-	-	4
16	Canada	7	2	10	4	-	-	-	-	23
	American Football	3	-	-	-	-	-	-	-	3
	Aquatics	1	-	2	-	-	-	-	-	3
	Bobsleigh	-	1	-	-	-	-	-	-	1
	Equestrian	-	-	1	-	-	-	-	-	1
	Field Hockey	-	1	-	-	-	-	-	-	1
	Football	-	-	2	-	-	-	-	-	2

* As indicated in the decisions received by WADA.

Table 11 - Total analytical ADRVs from Athletes by Nationality and Sport* (continued)

		Urine				Blood				
		Out-Of-Competition		In-Competition		Out-Of-Competition		In-Competition		
Ranking by Total ADRVs	Athlete Nationality - Sport	M	F	M	F	M	F	M	F	Total Analytical ADRV
	Lacrosse	-	-	-	1	-	-	-	-	1
	Powerlifting	-	-	2	1	-	-	-	-	3
	Rugby Union	-	-	-	1	-	-	-	-	1
	Softball	1	-	2	-	-	-	-	-	3
	Weightlifting	2	-	-	1	-	-	-	-	3
	Wrestling	-	-	1	-	-	-	-	-	1
15	Chile	3	1	16	5	-	1	-	-	26
	American Football	-	-	-	1	-	-	-	-	1
	Athletics	-	1	-	2	-	1	-	-	4
	Basketball	-	-	4	-	-	-	-	-	4
	Cycling	1	-	2	-	-	-	-	-	3
	Football	-	-	1	-	-	-	-	-	1
	Para-Powerlifting	-	-	-	2	-	-	-	-	2
	Rowing	-	-	1	-	-	-	-	-	1
	Rugby Union	1	-	6	-	-	-	-	-	7
	Tennis	-	-	2	-	-	-	-	-	2
	Volleyball	1	-	-	-	-	-	-	-	1
17	China	6	3	10	3	-	-	-	-	22
	Aquatics	-	2	-	-	-	-	-	-	2
	Athletics	-	-	1	1	-	-	-	-	2
	Bodybuilding	2	-	1	1	-	-	-	-	4
	Canoe	-	-	1	-	-	-	-	-	1
	Cycling	-	-	2	1	-	-	-	-	3
	Judo	-	1	-	-	-	-	-	-	1
	Rowing	1	-	1	-	-	-	-	-	2
	School Sports	1	-	3	-	-	-	-	-	4
	Shooting	-	-	1	-	-	-	-	-	1
	Tennis	1	-	-	-	-	-	-	-	1
	Weightlifting	1	-	-	-	-	-	-	-	1
44	Chinese Taipei	-	1	2	5	-	-	-	-	8
	Archery	-	-	-	1	-	-	-	-	1
	Badminton	-	-	-	1	-	-	-	-	1
	Bodybuilding	-	-	-	1	-	-	-	-	1
	Boxing	-	-	1	-	-	-	-	-	1
	Powerlifting	-	-	-	1	-	-	-	-	1
	Taekwondo	-	-	-	1	-	-	-	-	1
	Underwater Sports	-	-	1	-	-	-	-	-	1

* As indicated in the decisions received by WADA.

Table 11 - Total analytical ADRVs from Athletes by Nationality and Sport* (continued)

		Urine				Blood				
		Out-Of-Competition		In-Competition		Out-Of-Competition		In-Competition		
Ranking by Total ADRVs	Athlete Nationality - Sport	M	F	M	F	M	F	M	F	Total Analytical ADRV
	Weightlifting	-	1	-	-	-	-	-	-	1
23	Colombia	9	-	6	2	1	-	-	-	18
	Baseball	3	-	-	-	-	-	-	-	3
	Cycling	5	-	3	1	1	-	-	-	10
	Football	-	-	1	-	-	-	-	-	1
	Karate	-	-	1	-	-	-	-	-	1
	Para-Swimming	1	-	-	-	-	-	-	-	1
	Roller Sports	-	-	-	1	-	-	-	-	1
	Taekwondo	-	-	1	-	-	-	-	-	1
97	Congo	-	-	1	-	-	-	-	-	1
	Kurash	-	-	1	-	-	-	-	-	1
36	Costa Rica	4	1	1	5	-	-	-	-	11
	Bodybuilding	1	1	1	2	-	-	-	-	5
	Cycling	-	-	-	1	-	-	-	-	1
	Football	1	-	-	2	-	-	-	-	3
	Judo	1	-	-	-	-	-	-	-	1
	Powerlifting	1	-	-	-	-	-	-	-	1
47	Croatia	-	-	5	2	-	-	-	-	7
	Arm Wrestling	-	-	1	-	-	-	-	-	1
	Bodybuilding	-	-	-	2	-	-	-	-	2
	Boules Sports	-	-	1	-	-	-	-	-	1
	Para-Athletics	-	-	1	-	-	-	-	-	1
	Savate	-	-	2	-	-	-	-	-	2
83	Cuba	-	-	2	-	-	-	-	-	2
	Aquatics	-	-	1	-	-	-	-	-	1
	Cycling	-	-	1	-	-	-	-	-	1
70	Czech Republic	-	-	1	2	-	-	-	-	3
	Athletics	-	-	-	1	-	-	-	-	1
	Bodybuilding	-	-	-	1	-	-	-	-	1
	Ice Hockey	-	-	1	-	-	-	-	-	1
48	Denmark	1	1	5	-	-	-	-	-	7
	Athletics	1	-	-	-	-	-	-	-	1
	Kickboxing	-	-	2	-	-	-	-	-	2
	Motorcycle Racing	-	-	1	-	-	-	-	-	1
	Muaythai	-	-	1	-	-	-	-	-	1
	Rugby Union	-	-	1	-	-	-	-	-	1
	Triathlon	-	1	-	-	-	-	-	-	1

* As indicated in the decisions received by WADA.

Table 11 - Total analytical ADRVs from Athletes by Nationality and Sport* (continued)

		Urine				Blood				
		Out-Of-Competition		In-Competition		Out-Of-Competition		In-Competition		
Ranking by Total ADRVs	Athlete Nationality - Sport	M	F	M	F	M	F	M	F	Total Analytical ADRV
84	Dominican Republic	1	1	-	-	-	-	-	-	2
	Athletics	-	1	-	-	-	-	-	-	1
	Weightlifting	1	-	-	-	-	-	-	-	1
51	Ecuador	1	-	5	-	-	-	-	-	6
	Cycling	-	-	2	-	-	-	-	-	2
	Powerlifting	1	-	2	-	-	-	-	-	3
	Tennis	-	-	1	-	-	-	-	-	1
19	Egypt	9	2	6	1	-	-	1	-	19
	Aquatics	1	1	-	-	-	-	-	-	2
	Bodybuilding	1	-	-	-	-	-	-	-	1
	Handball	1	-	-	-	-	-	-	-	1
	Para-Powerlifting	-	-	1	-	-	-	-	-	1
	ParaVolley	-	1	-	-	-	-	-	-	1
	Powerlifting	1	-	-	-	-	-	-	-	1
	Squash	-	-	1	1	-	-	-	-	2
	Sumo	1	-	-	-	-	-	-	-	1
	Taekwondo	-	-	1	-	-	-	-	-	1
	Weightlifting	1	-	2	-	-	-	1	-	4
	Wrestling	3	-	1	-	-	-	-	-	4
98	Eritrea	-	-	-	1	-	-	-	-	1
	Athletics	-	-	-	1	-	-	-	-	1
85	Ethiopia	-	-	2	-	-	-	-	-	2
	Athletics	-	-	2	-	-	-	-	-	2
52	Finland	-	1	5	-	-	-	-	-	6
	American Football	-	-	1	-	-	-	-	-	1
	Arm Wrestling	-	-	1	-	-	-	-	-	1
	Bandy	-	-	1	-	-	-	-	-	1
	Bodybuilding	-	1	1	-	-	-	-	-	2
	Football	-	-	1	-	-	-	-	-	1
7	France	6	1	32	3	-	-	-	-	42
	American Football	1	-	1	-	-	-	-	-	2
	Aquatics	-	-	2	-	-	-	-	-	2
	Athletics	-	-	1	-	-	-	-	-	1
	Basketball	-	-	1	-	-	-	-	-	1
	Basque Pelota	-	-	2	-	-	-	-	-	2
	Bodybuilding	-	-	1	-	-	-	-	-	1
	CrossFit	-	-	1	-	-	-	-	-	1

* As indicated in the decisions received by WADA.

Table 11 - Total analytical ADRVs from Athletes by Nationality and Sport* (continued)

		Urine				Blood				
		Out-Of-Competition		In-Competition		Out-Of-Competition		In-Competition		
Ranking by Total ADRVs	Athlete Nationality - Sport	M	F	M	F	M	F	M	F	Total Analytical ADRV
	Cycling	-	1	5	-	-	-	-	-	6
	Football	-	-	2	-	-	-	-	-	2
	Judo	-	-	1	-	-	-	-	-	1
	Kickboxing	-	-	1	1	-	-	-	-	2
	Mixed Martial Arts	-	-	2	-	-	-	-	-	2
	Muaythai	-	-	3	-	-	-	-	-	3
	Para-Powerlifting	-	-	1	-	-	-	-	-	1
	Powerlifting	-	-	1	-	-	-	-	-	1
	Rugby League	3	-	3	-	-	-	-	-	6
	Rugby Union	1	-	1	-	-	-	-	-	2
	Savate	-	-	-	1	-	-	-	-	1
	Shooting Para Sport	1	-	-	1	-	-	-	-	2
	Weightlifting	-	-	3	-	-	-	-	-	3
45	Georgia	1	2	5	-	-	-	-	-	8
	Aquatics	-	2	-	-	-	-	-	-	2
	Arm Wrestling	-	-	1	-	-	-	-	-	1
	Basketball	-	-	1	-	-	-	-	-	1
	Bodybuilding	1	-	-	-	-	-	-	-	1
	Boxing	-	-	1	-	-	-	-	-	1
	Para-Powerlifting	-	-	1	-	-	-	-	-	1
	Sambo	-	-	1	-	-	-	-	-	1
25	Germany	2	-	15	-	-	-	-	-	17
	American Football	-	-	1	-	-	-	-	-	1
	Automobile Sports	-	-	1	-	-	-	-	-	1
	Baseball	-	-	2	-	-	-	-	-	2
	Billiards Sports	-	-	1	-	-	-	-	-	1
	Cycling	-	-	1	-	-	-	-	-	1
	Football	1	-	1	-	-	-	-	-	2
	Ice Hockey	1	-	-	-	-	-	-	-	1
	Karate	-	-	1	-	-	-	-	-	1
	Powerlifting	-	-	1	-	-	-	-	-	1
	Triathlon	-	-	1	-	-	-	-	-	1
	Weightlifting	-	-	3	-	-	-	-	-	3
	Wrestling	-	-	2	-	-	-	-	-	2
99	Ghana	1	-	-	-	-	-	-	-	1
	Boxing	1	-	-	-	-	-	-	-	1

* As indicated in the decisions received by WADA.

Table 11 - Total analytical ADRVs from Athletes by Nationality and Sport* (continued)

		Urine				Blood				
		Out-Of-Competition		In-Competition		Out-Of-Competition		In-Competition		
Ranking by Total ADRVs	Athlete Nationality - Sport	M	F	M	F	M	F	M	F	Total Analytical ADRV
100	Gibraltar	-	-	1	-	-	-	-	-	1
	Football	-	-	1	-	-	-	-	-	1
42	Greece	2	-	6	1	-	-	-	-	9
	Aquatics	-	-	1	-	-	-	-	-	1
	Athletics	1	-	-	-	-	-	-	-	1
	Basketball	-	-	2	-	-	-	-	-	2
	Cycling	1	-	-	-	-	-	-	-	1
	Football	-	-	1	-	-	-	-	-	1
	Handball	-	-	1	-	-	-	-	-	1
	Kettlebell Lifting	-	-	-	1	-	-	-	-	1
	Para-Powerlifting	-	-	1	-	-	-	-	-	1
101	Guadeloupe	-	-	1	-	-	-	-	-	1
	Football	-	-	1	-	-	-	-	-	1
24	Guatemala	6	4	5	3	-	-	-	-	18
	Basketball	-	1	-	-	-	-	-	-	1
	Bodybuilding	-	1	5	2	-	-	-	-	8
	Cycling	-	-	-	1	-	-	-	-	1
	Fencing	2	1	-	-	-	-	-	-	3
	Judo	1	-	-	-	-	-	-	-	1
	Polo	1	-	-	-	-	-	-	-	1
	Taekwondo	1	1	-	-	-	-	-	-	2
	Wrestling	1	-	-	-	-	-	-	-	1
102	Honduras	-	-	1	-	-	-	-	-	1
	Football	-	-	1	-	-	-	-	-	1
86	Hong Kong, China	1	-	-	1	-	-	-	-	2
	Athletics	-	-	-	1	-	-	-	-	1
	Bridge	1	-	-	-	-	-	-	-	1
103	Iceland	-	-	1	-	-	-	-	-	1
	Handball	-	-	1	-	-	-	-	-	1
1	India	16	21	60	26	-	1	-	-	124
	Aquatics	-	-	1	-	-	-	-	-	1
	Athletics	2	16	19	10	-	1	-	-	48
	Basketball	1	-	1	-	-	-	-	-	2
	Bodybuilding	-	-	1	1	-	-	-	-	2
	Bowling	-	-	1	-	-	-	-	-	1
	Boxing	1	-	-	1	-	-	-	-	2
	Bridge	1	-	-	-	-	-	-	-	1
	Cycling	-	-	1	-	-	-	-	-	1

* As indicated in the decisions received by WADA.

Table 11 - Total analytical ADRVs from Athletes by Nationality and Sport* (continued)

		Urine				Blood				
		Out-Of-Competition		In-Competition		Out-Of-Competition		In-Competition		
Ranking by Total ADRVs	Athlete Nationality - Sport	M	F	M	F	M	F	M	F	Total Analytical ADRV
	Field Hockey	-	-	1	-	-	-	-	-	1
	Football	-	-	2	-	-	-	-	-	2
	Gymnastics	1	-	-	-	-	-	-	-	1
	Judo	2	-	4	1	-	-	-	-	7
	Kabaddi	-	-	4	-	-	-	-	-	4
	Karate	-	-	-	1	-	-	-	-	1
	Para-Athletics	2	-	-	-	-	-	-	-	2
	Para-Powerlifting	-	3	1	-	-	-	-	-	4
	Powerlifting	-	-	4	2	-	-	-	-	6
	Shooting	-	-	1	-	-	-	-	-	1
	Taekwondo	-	1	-	-	-	-	-	-	1
	Volleyball	-	-	1	-	-	-	-	-	1
	Weightlifting	2	-	7	7	-	-	-	-	16
	Wrestling	4	1	10	3	-	-	-	-	18
	Wushu	-	-	1	-	-	-	-	-	1
62	Indonesia	-	-	4	-	-	-	-	-	4
	Aquatics	-	-	1	-	-	-	-	-	1
	Bodybuilding	-	-	3	-	-	-	-	-	3
9	Iran	8	2	31	-	-	-	-	-	41
	Aquatics	-	-	1	-	-	-	-	-	1
	Athletics	2	-	2	-	-	-	-	-	4
	Basketball	-	-	3	-	-	-	-	-	3
	Boxing	-	-	1	-	-	-	-	-	1
	Canoe	-	-	1	-	-	-	-	-	1
	Cycling	1	-	-	-	-	-	-	-	1
	Football	-	-	1	-	-	-	-	-	1
	Judo	2	-	1	-	-	-	-	-	3
	Kurash	1	2	-	-	-	-	-	-	3
	Powerlifting	-	-	4	-	-	-	-	-	4
	Rowing	-	-	1	-	-	-	-	-	1
	Shooting	-	-	1	-	-	-	-	-	1
	Skiing	1	-	-	-	-	-	-	-	1
	Triathlon	-	-	1	-	-	-	-	-	1
	Volleyball	-	-	2	-	-	-	-	-	2
	Weightlifting	1	-	7	-	-	-	-	-	8
	Wrestling	-	-	5	-	-	-	-	-	5
71	Iraq	2	-	1	-	-	-	-	-	3
	Athletics	-	-	1	-	-	-	-	-	1
	Powerlifting	2	-	-	-	-	-	-	-	2

* As indicated in the decisions received by WADA.

Table 11 - Total analytical ADRVs from Athletes by Nationality and Sport* (continued)

		Urine				Blood				
		Out-Of-Competition		In-Competition		Out-Of-Competition		In-Competition		
Ranking by Total ADRVs	Athlete Nationality - Sport	M	F	M	F	M	F	M	F	Total Analytical ADRV
87	Israel	-	-	2	-	-	-	-	-	2
	Athletics	-	-	1	-	-	-	-	-	1
	Wrestling	-	-	1	-	-	-	-	-	1
3	Italy	10	1	49	8	2	-	1	-	71
	American Football	-	-	1	-	-	-	-	-	1
	Aquatics	-	-	-	2	-	-	-	-	2
	Athletics	-	-	5	1	-	-	1	-	7
	Baseball	-	-	1	-	-	-	-	-	1
	Basketball	-	-	3	-	-	-	-	-	3
	Blind Football	1	-	-	-	-	-	-	-	1
	Boxing	-	-	1	1	-	-	-	-	2
	Canoe	-	-	1	-	-	-	-	-	1
	Cycling	4	-	17	-	2	-	-	-	23
	Equestrian	-	-	1	-	-	-	-	-	1
	Fencing	1	-	-	-	-	-	-	-	1
	Football	3	-	1	-	-	-	-	-	4
	Football 7-a-Side	-	-	2	-	-	-	-	-	2
	Gymnastics	-	-	1	-	-	-	-	-	1
	Ice Hockey	-	-	1	-	-	-	-	-	1
	Muaythai	-	-	-	1	-	-	-	-	1
	Para-Powerlifting	-	-	1	-	-	-	-	-	1
	Powerlifting	-	1	1	-	-	-	-	-	2
	Roller Sports	-	-	1	-	-	-	-	-	1
	Rowing	-	-	-	1	-	-	-	-	1
	Rugby Union	1	-	-	-	-	-	-	-	1
	Skiing	-	-	2	2	-	-	-	-	4
	Tennis	-	-	1	-	-	-	-	-	1
	Triathlon	-	-	4	-	-	-	-	-	4
	Waterskiing	-	-	1	-	-	-	-	-	1
	Weightlifting	-	-	2	-	-	-	-	-	2
	Wrestling	-	-	1	-	-	-	-	-	1
72	Jamaica	-	-	1	2	-	-	-	-	3
	Aquatics	-	-	-	2	-	-	-	-	2
	Lacrosse	-	-	1	-	-	-	-	-	1
63	Japan	1	-	1	2	-	-	-	-	4
	Athletics	1	-	-	1	-	-	-	-	2
	Bodybuilding	-	-	-	1	-	-	-	-	1
	Waterskiing	-	-	1	-	-	-	-	-	1

* As indicated in the decisions received by WADA.

Table 11 - Total analytical ADRVs from Athletes by Nationality and Sport* (continued)

		Urine				Blood				
		Out-Of-Competition		In-Competition		Out-Of-Competition		In-Competition		
Ranking by Total ADRVs	Athlete Nationality - Sport	M	F	M	F	M	F	M	F	Total Analytical ADRV
64	Jordan	2	-	2	-	-	-	-	-	4
	Bodybuilding	1	-	1	-	-	-	-	-	2
	Football	-	-	1	-	-	-	-	-	1
	Taekwondo	1	-	-	-	-	-	-	-	1
6	Kazakhstan	11	11	15	8	-	-	-	-	45
	Aquatics	-	1	1	-	-	-	-	-	2
	Arm Wrestling	-	-	-	3	-	-	-	-	3
	Athletics	-	-	3	1	-	-	-	-	4
	Canoe	-	1	-	-	-	-	-	-	1
	Football	1	-	-	-	-	-	-	-	1
	Judo	-	1	-	-	-	-	-	-	1
	Ju-Jitsu	-	-	1	-	-	-	-	-	1
	Kettlebell Lifting	-	-	2	-	-	-	-	-	2
	Powerlifting	-	2	2	2	-	-	-	-	6
	Rugby Union	1	-	-	-	-	-	-	-	1
	Taekwondo	1	-	1	-	-	-	-	-	2
	Weightlifting	6	6	2	2	-	-	-	-	16
	Wrestling	2	-	3	-	-	-	-	-	5
4	Kenya	9	12	22	11	-	-	-	-	54
	Athletics	7	11	19	11	-	-	-	-	48
	Bodybuilding	-	-	3	-	-	-	-	-	3
	Football	2	-	-	-	-	-	-	-	2
	Judo	-	1	-	-	-	-	-	-	1
37	Korea	5	-	4	2	-	-	-	-	11
	Athletics	-	-	1	-	-	-	-	-	1
	Bodybuilding	3	-	1	2	-	-	-	-	6
	Para-Powerlifting	-	-	1	-	-	-	-	-	1
	Sailing	2	-	-	-	-	-	-	-	2
	Taekwondo	-	-	1	-	-	-	-	-	1
34	Kuwait	6	-	6	-	-	-	-	-	12
	Athletics	3	-	-	-	-	-	-	-	3
	Basketball	-	-	2	-	-	-	-	-	2
	Handball	2	-	-	-	-	-	-	-	2
	Underwater Sports	-	-	1	-	-	-	-	-	1
	Volleyball	-	-	3	-	-	-	-	-	3
	Weightlifting	1	-	-	-	-	-	-	-	1
65	Kyrgyzstan	1	-	3	-	-	-	-	-	4
	Arm Wrestling	-	-	1	-	-	-	-	-	1
	Athletics	1	-	-	-	-	-	-	-	1

* As indicated in the decisions received by WADA.

Table 11 - Total analytical ADRVs from Athletes by Nationality and Sport* (continued)

		Urine				Blood				
		Out-Of-Competition		In-Competition		Out-Of-Competition		In-Competition		
Ranking by Total ADRVs	Athlete Nationality - Sport	M	F	M	F	M	F	M	F	Total Analytical ADRV
	Powerlifting	-	-	1	-	-	-	-	-	1
	Wrestling	-	-	1	-	-	-	-	-	1
49	Latvia	-	-	6	1	-	-	-	-	7
	Basketball	-	-	1	-	-	-	-	-	1
	Kettlebell Lifting	-	-	-	1	-	-	-	-	1
	Kickboxing	-	-	1	-	-	-	-	-	1
	Motorcycle Racing	-	-	1	-	-	-	-	-	1
	Orienteering	-	-	1	-	-	-	-	-	1
	Rowing	-	-	1	-	-	-	-	-	1
	Tug of War	-	-	1	-	-	-	-	-	1
104	Lebanon	-	-	-	1	-	-	-	-	1
	Athletics	-	-	-	1	-	-	-	-	1
105	Liberia	-	-	-	1	-	-	-	-	1
	Football	-	-	-	1	-	-	-	-	1
106	Libya	-	-	1	-	-	-	-	-	1
	Weightlifting	-	-	1	-	-	-	-	-	1
53	Lithuania	1	1	4	-	-	-	-	-	6
	Basketball	-	1	-	-	-	-	-	-	1
	Bodybuilding	-	-	2	-	-	-	-	-	2
	Boxing	1	-	-	-	-	-	-	-	1
	Handball	-	-	1	-	-	-	-	-	1
	Weightlifting	-	-	1	-	-	-	-	-	1
107	Malaysia	1	-	-	-	-	-	-	-	1
	Arm Wrestling	1	-	-	-	-	-	-	-	1
73	Malta	-	-	3	-	-	-	-	-	3
	Field Hockey	-	-	1	-	-	-	-	-	1
	Rugby Union	-	-	2	-	-	-	-	-	2
11	Mexico	2	-	20	8	-	-	-	-	30
	American Football	-	-	1	-	-	-	-	-	1
	Athletics	-	-	3	-	-	-	-	-	3
	Bodybuilding	-	-	3	1	-	-	-	-	4
	Boxing	-	-	1	1	-	-	-	-	2
	Canoe	-	-	2	-	-	-	-	-	2
	Football	1	-	-	-	-	-	-	-	1
	Karate	-	-	-	1	-	-	-	-	1
	Polo	-	-	1	-	-	-	-	-	1
	Powerlifting	-	-	5	3	-	-	-	-	8
	Taekwondo	-	-	-	2	-	-	-	-	2

* As indicated in the decisions received by WADA.

Table 11 - Total analytical ADRVs from Athletes by Nationality and Sport* (continued)

		Urine				Blood				
		Out-Of-Competition		In-Competition		Out-Of-Competition		In-Competition		
Ranking by Total ADRVs	Athlete Nationality - Sport	M	F	M	F	M	F	M	F	Total Analytical ADRV
	Weightlifting	1	-	2	-	-	-	-	-	3
	Wrestling	-	-	2	-	-	-	-	-	2
88	Monaco	1	-	1	-	-	-	-	-	2
	Rugby Union	1	-	-	-	-	-	-	-	1
	Table Tennis	-	-	1	-	-	-	-	-	1
43	Mongolia	1	-	6	2	-	-	-	-	9
	Bodybuilding	-	-	-	2	-	-	-	-	2
	Powerlifting	1	-	3	-	-	-	-	-	4
	Wrestling	-	-	3	-	-	-	-	-	3
108	Montenegro	1	-	-	-	-	-	-	-	1
	Kickboxing	1	-	-	-	-	-	-	-	1
38	Morocco	1	1	5	3	-	-	1	-	11
	Athletics	1	1	3	1	-	-	1	-	7
	Football	-	-	1	-	-	-	-	-	1
	Judo	-	-	-	1	-	-	-	-	1
	Karate	-	-	1	-	-	-	-	-	1
	Para-Powerlifting	-	-	-	1	-	-	-	-	1
89	Myanmar	-	-	2	-	-	-	-	-	2
	Bodybuilding	-	-	2	-	-	-	-	-	2
90	Namibia	1	-	1	-	-	-	-	-	2
	Rugby Union	1	-	1	-	-	-	-	-	2
56	Netherlands	1	-	3	1	-	-	-	-	5
	Athletics	1	-	-	-	-	-	-	-	1
	Equestrian	-	-	1	-	-	-	-	-	1
	Field Hockey	-	-	1	1	-	-	-	-	2
	Powerlifting	-	-	1	-	-	-	-	-	1
74	New Zealand	-	-	2	1	-	-	-	-	3
	Athletics	-	-	1	-	-	-	-	-	1
	Baseball	-	-	1	-	-	-	-	-	1
	Golf	-	-	-	1	-	-	-	-	1
109	Nicaragua	-	-	1	-	-	-	-	-	1
	Baseball	-	-	1	-	-	-	-	-	1
57	Nigeria	2	-	2	1	-	-	-	-	5
	Athletics	2	-	1	1	-	-	-	-	4
	Boxing	-	-	1	-	-	-	-	-	1
20	Norway	2	-	17	-	-	-	-	-	19
	American Football	1	-	1	-	-	-	-	-	2
	Basketball	-	-	3	-	-	-	-	-	3

* As indicated in the decisions received by WADA.

Table 11 - Total analytical ADRVs from Athletes by Nationality and Sport* (continued)

		Urine				Blood				
		Out-Of-Competition		In-Competition		Out-Of-Competition		In-Competition		
Ranking by Total ADRVs	Athlete Nationality - Sport	M	F	M	F	M	F	M	F	Total Analytical ADRV
	Boxing	-	-	1	-	-	-	-	-	1
	Cheer	-	-	2	-	-	-	-	-	2
	Floorball	-	-	3	-	-	-	-	-	3
	Football	-	-	3	-	-	-	-	-	3
	Powerlifting	1	-	-	-	-	-	-	-	1
	Rugby League	-	-	1	-	-	-	-	-	1
	Sleddog	-	-	1	-	-	-	-	-	1
	Weightlifting	-	-	1	-	-	-	-	-	1
	Wrestling	-	-	1	-	-	-	-	-	1
75	Pakistan	-	-	3	-	-	-	-	-	3
	Baseball	-	-	1	-	-	-	-	-	1
	Electronic Sports	-	-	1	-	-	-	-	-	1
	Wrestling	-	-	1	-	-	-	-	-	1
91	Palestine	-	-	2	-	-	-	-	-	2
	Powerlifting	-	-	1	-	-	-	-	-	1
	Weightlifting	-	-	1	-	-	-	-	-	1
76	Panama	1	-	1	1	-	-	-	-	3
	Powerlifting	-	-	1	1	-	-	-	-	2
	Surfing	1	-	-	-	-	-	-	-	1
46	Paraguay	-	-	7	1	-	-	-	-	8
	Basketball	-	-	1	-	-	-	-	-	1
	Bodybuilding	-	-	-	1	-	-	-	-	1
	Football	-	-	2	-	-	-	-	-	2
	Rugby Union	-	-	4	-	-	-	-	-	4
66	Peru	1	-	2	1	-	-	-	-	4
	Aquatics	-	-	1	-	-	-	-	-	1
	Football	-	-	1	-	-	-	-	-	1
	Weightlifting	1	-	-	1	-	-	-	-	2
110	Philippines	-	-	1	-	-	-	-	-	1
	Lacrosse	-	-	1	-	-	-	-	-	1
12	Poland	4	-	19	6	-	-	-	-	29
	American Football	-	-	2	-	-	-	-	-	2
	Arm Wrestling	-	-	1	-	-	-	-	-	1
	Boxing	2	-	1	-	-	-	-	-	3
	Canoe	-	-	1	-	-	-	-	-	1
	Equestrian	-	-	-	1	-	-	-	-	1
	Judo	1	-	-	-	-	-	-	-	1
	Kickboxing	-	-	4	1	-	-	-	-	5

* As indicated in the decisions received by WADA.

Table 11 - Total analytical ADRVs from Athletes by Nationality and Sport* (continued)

		Urine				Blood				
		Out-Of-Competition		In-Competition		Out-Of-Competition		In-Competition		
Ranking by Total ADRVs	Athlete Nationality - Sport	M	F	M	F	M	F	M	F	Total Analytical ADRV
	Mixed Martial Arts	-	-	2	-	-	-	-	-	2
	Para-Swimming	-	-	-	1	-	-	-	-	1
	Powerlifting	-	-	1	2	-	-	-	-	3
	Rowing	1	-	-	-	-	-	-	-	1
	Rugby Union	-	-	2	-	-	-	-	-	2
	Shooting Para Sport	-	-	1	-	-	-	-	-	1
	Sport Climbing	-	-	1	-	-	-	-	-	1
	Triathlon	-	-	-	1	-	-	-	-	1
	Weightlifting	-	-	2	-	-	-	-	-	2
	Wrestling	-	-	1	-	-	-	-	-	1
111	Portugal	-	-	-	1	-	-	-	-	1
	Athletics	-	-	-	1	-	-	-	-	1
54	Puerto Rico	1	-	4	1	-	-	-	-	6
	Athletics	1	-	-	-	-	-	-	-	1
	Basketball	-	-	2	1	-	-	-	-	3
	Powerlifting	-	-	1	-	-	-	-	-	1
	Volleyball	-	-	1	-	-	-	-	-	1
26	Romania	1	1	10	5	-	-	-	-	17
	Aquatics	-	-	-	2	-	-	-	-	2
	Athletics	1	-	-	-	-	-	-	-	1
	Basketball	-	-	-	1	-	-	-	-	1
	Bodybuilding	-	-	3	-	-	-	-	-	3
	Boxing	-	-	1	-	-	-	-	-	1
	Canoe	-	-	2	-	-	-	-	-	2
	Fencing	-	1	-	1	-	-	-	-	2
	Kickboxing	-	-	1	-	-	-	-	-	1
	Powerlifting	-	-	1	-	-	-	-	-	1
	Rugby Union	-	-	2	-	-	-	-	-	2
	Tennis	-	-	-	1	-	-	-	-	1
2	Russia	21	6	39	20	1	-	-	-	87
	Aquatics	-	1	2	3	-	-	-	-	6
	Archery	-	-	1	-	-	-	-	-	1
	Arm Wrestling	-	-	1	-	-	-	-	-	1
	Athletics	1	-	1	2	-	-	-	-	4
	Bandy	-	-	1	-	-	-	-	-	1
	Basketball	2	-	3	1	-	-	-	-	6
	Bobsleigh	-	-	-	1	-	-	-	-	1
	Bodybuilding	1	-	-	2	-	-	-	-	3
	Boxing	3	1	2	1	-	-	-	-	7

* As indicated in the decisions received by WADA.

Table 11 - Total analytical ADRVs from Athletes by Nationality and Sport* (continued)

		Urine				Blood				
		Out-Of-Competition		In-Competition		Out-Of-Competition		In-Competition		
Ranking by Total ADRVs	Athlete Nationality - Sport	M	F	M	F	M	F	M	F	Total Analytical ADRV
	Canoe	-	1	1	-	-	-	-	-	2
	Cycling	-	-	1	2	-	-	-	-	3
	Football	-	1	1	-	-	-	-	-	2
	Football 7-a-Side	-	-	1	-	-	-	-	-	1
	Handball	-	-	1	-	-	-	-	-	1
	Judo	1	-	-	-	-	-	-	-	1
	Mixed Martial Arts	-	-	1	1	-	-	-	-	2
	Para-Athletics	1	-	1	-	-	-	-	-	2
	Para-Powerlifting	2	-	-	1	-	-	-	-	3
	Para-Swimming	1	-	-	-	-	-	-	-	1
	Powerlifting	-	-	9	2	-	-	-	-	11
	Roller Sports	-	-	1	-	-	-	-	-	1
	Rowing	-	-	-	1	-	-	-	-	1
	Rugby Union	-	-	1	-	-	-	-	-	1
	Sailing	-	1	-	-	-	-	-	-	1
	Sambo	-	-	3	-	-	-	-	-	3
	Skating	-	-	1	-	-	-	-	-	1
	Skiing	1	-	-	-	-	-	-	-	1
	Taekwondo	-	-	1	-	-	-	-	-	1
	Tennis	-	-	-	1	-	-	-	-	1
	Triathlon	-	-	1	1	-	-	-	-	2
	Weightlifting	7	-	3	1	-	-	-	-	11
	Wrestling	1	1	1	-	1	-	-	-	4
33	Saudi Arabia	3	-	11	-	-	-	-	-	14
	Athletics	1	-	1	-	-	-	-	-	2
	Football	-	-	6	-	-	-	-	-	6
	Handball	-	-	1	-	-	-	-	-	1
	Powerlifting	-	-	1	-	-	-	-	-	1
	Volleyball	-	-	1	-	-	-	-	-	1
	Weightlifting	2	-	1	-	-	-	-	-	3
92	Serbia	-	-	2	-	-	-	-	-	2
	Arm Wrestling	-	-	1	-	-	-	-	-	1
	Handball	-	-	1	-	-	-	-	-	1
77	Slovakia	-	-	3	-	-	-	-	-	3
	Bodybuilding	-	-	1	-	-	-	-	-	1
	Football	-	-	1	-	-	-	-	-	1
	Tennis	-	-	1	-	-	-	-	-	1

* As indicated in the decisions received by WADA.

Table 11 - Total analytical ADRVs from Athletes by Nationality and Sport* (continued)

		Urine				Blood				
		Out-Of-Competition		In-Competition		Out-Of-Competition		In-Competition		
Ranking by Total ADRVs	Athlete Nationality - Sport	M	F	M	F	M	F	M	F	Total Analytical ADRV
5	South Africa	7	-	31	11	-	-	-	-	49
	Archery	-	-	1	-	-	-	-	-	1
	Athletics	1	-	6	3	-	-	-	-	10
	Bodybuilding	-	-	5	5	-	-	-	-	10
	Bowls	-	-	1	1	-	-	-	-	2
	Boxing	-	-	1	-	-	-	-	-	1
	Cricket	1	-	-	-	-	-	-	-	1
	Cycling	-	-	1	-	-	-	-	-	1
	Field Hockey	-	-	3	-	-	-	-	-	3
	Judo	-	-	1	-	-	-	-	-	1
	Lifesaving	-	-	1	-	-	-	-	-	1
	Mixed Martial Arts	-	-	3	-	-	-	-	-	3
	Powerlifting	1	-	1	-	-	-	-	-	2
	Rugby Union	4	-	5	-	-	-	-	-	9
	Tennis	-	-	-	1	-	-	-	-	1
	Triathlon	-	-	1	-	-	-	-	-	1
	Weightlifting	-	-	-	1	-	-	-	-	1
	Wrestling	-	-	1	-	-	-	-	-	1
40	Spain	2	-	7	1	-	-	-	-	10
	Baseball	-	-	1	-	-	-	-	-	1
	Boxing	-	-	1	-	-	-	-	-	1
	Football	1	-	-	-	-	-	-	-	1
	Football 7-a-Side	-	-	1	-	-	-	-	-	1
	Handball	-	-	1	-	-	-	-	-	1
	Kickboxing	-	-	1	-	-	-	-	-	1
	Mixed Martial Arts	-	-	1	-	-	-	-	-	1
	Para-Snowboard	1	-	-	-	-	-	-	-	1
	Powerlifting	-	-	1	-	-	-	-	-	1
	Skating	-	-	-	1	-	-	-	-	1
58	Sri Lanka	-	-	4	1	-	-	-	-	5
	Cycling	-	-	2	1	-	-	-	-	3
	Powerlifting	-	-	2	-	-	-	-	-	2
27	Sweden	5	-	10	2	-	-	-	-	17
	Athletics	1	-	-	-	-	-	-	-	1
	Bandy	-	-	1	-	-	-	-	-	1
	Basketball	-	-	1	-	-	-	-	-	1
	Biathlon	-	-	-	1	-	-	-	-	1

* As indicated in the decisions received by WADA.

Table 11 - Total analytical ADRVs from Athletes by Nationality and Sport* (continued)

		Urine				Blood				
		Out-Of-Competition		In-Competition		Out-Of-Competition		In-Competition		
Ranking by Total ADRVs	Athlete Nationality - Sport	M	F	M	F	M	F	M	F	Total Analytical ADRV
	Brazilian Jiu-Jitsu	-	-	2	-	-	-	-	-	2
	Football	-	-	-	1	-	-	-	-	1
	Kickboxing	-	-	1	-	-	-	-	-	1
	Mixed Martial Arts	-	-	1	-	-	-	-	-	1
	Motorcycle Racing	-	-	2	-	-	-	-	-	2
	Muaythai	-	-	1	-	-	-	-	-	1
	Powerlifting	3	-	1	-	-	-	-	-	4
	Rugby Union	1	-	-	-	-	-	-	-	1
59	Switzerland	-	1	4	-	-	-	-	-	5
	American Football	-	-	1	-	-	-	-	-	1
	Curling	-	1	-	-	-	-	-	-	1
	Equestrian	-	-	2	-	-	-	-	-	2
	Rugby Union	-	-	1	-	-	-	-	-	1
67	Tajikistan	2	-	2	-	-	-	-	-	4
	Athletics	1	-	-	-	-	-	-	-	1
	Sambo	-	-	2	-	-	-	-	-	2
	Wrestling	1	-	-	-	-	-	-	-	1
21	Thailand	1	-	16	2	-	-	-	-	19
	Bodybuilding	1	-	10	2	-	-	-	-	13
	Cycling	-	-	1	-	-	-	-	-	1
	Fencing	-	-	1	-	-	-	-	-	1
	Handball	-	-	1	-	-	-	-	-	1
	Karate	-	-	1	-	-	-	-	-	1
	Para-Athletics	-	-	1	-	-	-	-	-	1
	Para-Swimming	-	-	1	-	-	-	-	-	1
93	Trinidad and Tobago	-	-	-	2	-	-	-	-	2
	Athletics	-	-	-	2	-	-	-	-	2
78	Tunisia	1	-	2	-	-	-	-	-	3
	Boxing	-	-	1	-	-	-	-	-	1
	Handball	-	-	1	-	-	-	-	-	1
	Wrestling	1	-	-	-	-	-	-	-	1
28	Turkey	2	-	14	1	-	-	-	-	17
	Arm Wrestling	-	-	3	-	-	-	-	-	3
	Athletics	-	-	2	1	-	-	-	-	3
	Cycling	1	-	-	-	-	-	-	-	1
	Fencing	-	-	1	-	-	-	-	-	1
	Ice Hockey	-	-	1	-	-	-	-	-	1

* As indicated in the decisions received by WADA.

Table 11 - Total analytical ADRVs from Athletes by Nationality and Sport* (continued)

		Urine				Blood				
		Out-Of-Competition		In-Competition		Out-Of-Competition		In-Competition		
Ranking by Total ADRVs	Athlete Nationality - Sport	M	F	M	F	M	F	M	F	Total Analytical ADRV
	Para-Athletics	-	-	1	-	-	-	-	-	1
	Powerlifting	-	-	3	-	-	-	-	-	3
	Weightlifting	1	-	2	-	-	-	-	-	3
	Wrestling	-	-	1	-	-	-	-	-	1
50	Turkmenistan	3	1	2	1	-	-	-	-	7
	Aquatics	2	1	-	-	-	-	-	-	3
	Athletics	1	-	-	-	-	-	-	-	1
	Kurash	-	-	-	1	-	-	-	-	1
	Sambo	-	-	1	-	-	-	-	-	1
	Wrestling	-	-	1	-	-	-	-	-	1
18	Ukraine	5	-	10	7	-	-	-	-	22
	Arm Wrestling	-	-	4	-	-	-	-	-	4
	Athletics	1	-	-	-	-	-	-	-	1
	Bobsleigh	-	-	-	1	-	-	-	-	1
	Boxing	-	-	1	-	-	-	-	-	1
	Cycling	-	-	-	1	-	-	-	-	1
	Gymnastics	-	-	1	-	-	-	-	-	1
	Kickboxing	-	-	-	1	-	-	-	-	1
	Mixed Martial Arts	-	-	3	-	-	-	-	-	3
	Powerlifting	-	-	-	1	-	-	-	-	1
	Skiing	-	-	-	1	-	-	-	-	1
	Sumo	-	-	-	1	-	-	-	-	1
	Underwater Sports	-	-	1	-	-	-	-	-	1
	Weightlifting	4	-	-	1	-	-	-	-	5
79	United Arab Emirates	-	-	3	-	-	-	-	-	3
	Football	-	-	2	-	-	-	-	-	2
	Shooting Para Sport	-	-	1	-	-	-	-	-	1
14	United Kingdom	9	-	16	2	-	-	-	-	27
	American Football	-	-	1	-	-	-	-	-	1
	Baseball	-	-	1	-	-	-	-	-	1
	Boxing	-	-	2	-	-	-	-	-	2
	Cricket	1	-	-	-	-	-	-	-	1
	Ice Hockey	-	-	1	-	-	-	-	-	1
	Powerlifting	-	-	3	-	-	-	-	-	3
	Rowing	-	-	1	-	-	-	-	-	1
	Rugby League	7	-	1	-	-	-	-	-	8

* As indicated in the decisions received by WADA.

Table 11 - Total analytical ADRVs from Athletes by Nationality and Sport* (continued)

		Urine				Blood				
		Out-Of-Competition		In-Competition		Out-Of-Competition		In-Competition		
Ranking by Total ADRVs	Athlete Nationality - Sport	M	F	M	F	M	F	M	F	Total Analytical ADRV
	Rugby Union	1	-	5	-	-	-	-	-	6
	Tennis	-	-	-	1	-	-	-	-	1
	Weightlifting	-	-	1	1	-	-	-	-	2
8	United States of America	6	5	24	7	-	-	-	-	42
	American Football	-	-	2	-	-	-	-	-	2
	Arm Wrestling	-	-	1	-	-	-	-	-	1
	Athletics	2	1	-	1	-	-	-	-	4
	Basketball	-	-	2	-	-	-	-	-	2
	Bobsleigh	1	-	-	-	-	-	-	-	1
	Boccia	1	-	-	-	-	-	-	-	1
	Boxing	-	2	-	-	-	-	-	-	2
	Canoe	-	-	1	-	-	-	-	-	1
	Cycling	-	1	3	1	-	-	-	-	5
	Fencing	-	-	-	1	-	-	-	-	1
	Ice Hockey	1	-	-	-	-	-	-	-	1
	Judo	-	1	1	-	-	-	-	-	2
	Para-Athletics	-	-	2	-	-	-	-	-	2
	Powerlifting	-	-	1	-	-	-	-	-	1
	Rugby Union	1	-	-	1	-	-	-	-	2
	Shooting	-	-	-	1	-	-	-	-	1
	Tennis	-	-	-	2	-	-	-	-	2
	Weightlifting	-	-	9	-	-	-	-	-	9
	Wrestling	-	-	2	-	-	-	-	-	2
35	Uzbekistan	1	2	9	-	-	-	-	-	12
	Arm Wrestling	-	-	1	-	-	-	-	-	1
	Athletics	1	-	-	-	-	-	-	-	1
	Boxing	-	-	2	-	-	-	-	-	2
	Canoe	-	1	-	-	-	-	-	-	1
	Cycling	-	1	2	-	-	-	-	-	3
	Judo	-	-	2	-	-	-	-	-	2
	Sambo	-	-	2	-	-	-	-	-	2
94	Venezuela	-	-	-	2	-	-	-	-	2
	Athletics	-	-	-	1	-	-	-	-	1
	Cycling	-	-	-	1	-	-	-	-	1
13	Vietnam	6	1	10	11	-	-	-	-	28
	Athletics	-	-	1	5	-	-	-	-	6
	Bodybuilding	6	1	7	5	-	-	-	-	19
	Weightlifting	-	-	2	1	-	-	-	-	3

* As indicated in the decisions received by WADA.

Table 11 - Total analytical ADRVs from Athletes by Nationality and Sport* (continued)

		Urine				Blood				
		Out-Of-Competition		In-Competition		Out-Of-Competition		In-Competition		
Ranking by Total ADRVs	Athlete Nationality - Sport	M	F	M	F	M	F	M	F	Total Analytical ADRV
112	Zambia	-	1	-	-	-	-	-	-	1
	Boxing	-	1	-	-	-	-	-	-	1
68	Zimbabwe	-	-	4	-	-	-	-	-	4
	Athletics	-	-	1	-	-	-	-	-	1
	Bodybuilding	-	-	2	-	-	-	-	-	2
	Rugby Union	-	-	1	-	-	-	-	-	1
	Grand Total	264	93	782	226	4	2	3	-	1,374

* As indicated in the decisions received by WADA.

Section 4

Outcomes of 2022 Non-Analytical cases

Table 1 - Non-Analytical ADRV Cases Committed by Athletes* by Sport and Nationality**

Sport-Athlete Nationality	ADRV Cases
Aquatics	9
China	1
France	2
Russia	5
United States of America	1
Archery	2
Russia	2
Athletics	48
Austria	1
Belarus	4
China	3
Croatia	1
Ecuador	1
Israel	1
Italy	1
Kenya	9
Kuwait	1
Morocco	1
Nigeria	1
Russia	20
Turkey	1
United States of America	3
Basketball	6
Azerbaijan	1
France	1
Italy	1
Netherlands	1
Russia	1
Serbia	1
Biathlon	2
Italy	1
Russia	1
Bobsleigh	3
Russia	2
United States of America	1
Bodybuilding	36
Bulgaria	2
Croatia	2
France	1
Italy	13
Jordan	2
Korea	4
Lithuania	4

* As indicated in the decisions received by WADA.

** As recorded in ADAMS.

Table 1 - Non-Analytical ADRV Cases Committed by Athletes* by Sport and Nationality (continued)**

Sport-Athlete Nationality	ADRV Cases
Romania	5
Russia	2
Switzerland	1
Boxing	3
Azerbaijan	1
Belgium	1
Iran	1
Canoe	5
Canada	1
Lithuania	1
Russia	3
Cheer	1
Canada	1
Cycling	38
Austria	1
Belarus	1
Colombia	1
Italy	10
Poland	1
Portugal	10
Russia	3
Spain	4
Switzerland	2
Turkey	1
United Kingdom	1
United States of America	3
Equestrian	1
Italy	1
Football	4
Costa Rica	1
Italy	1
Kenya	1
Russia	1
Functional Fitness	1
Lithuania	1
Ice Hockey	1
Russia	1
Judo	1
India	1
Kabaddi	1
India	1
Kettlebell Lifting	1

* As indicated in the decisions received by WADA.

** As recorded in ADAMS.

Table 1 - Non-Analytical ADRV Cases Committed by Athletes* by Sport and Nationality** (continued)

Sport-Athlete Nationality	ADRV Cases
Russia	1
Kickboxing	1
Sweden	1
Para-Athletics	1
United States of America	1
Powerlifting	12
Azerbaijan	1
Brazil	1
Ecuador	1
Egypt	1
Italy	1
Poland	1
Russia	5
Sweden	1
Rowing	2
Netherlands	1
Switzerland	1
Rugby League	1
United Kingdom	1
Rugby Union	2
Sweden	1
United Kingdom	1
Sambo	1
Russia	1
School Sports	1
China	1
Shooting	1
Italy	1
Sitting Volleyball	1
Russia	1
Skating	1
Russia	1
Skiing	4
China	1
Germany	1
Russia	1
Ukraine	1
Softball	1
Italy	1
Tennis	4
Brazil	1

* As indicated in the decisions received by WADA.

** As recorded in ADAMS.

Table 1 - Non-Analytical ADRV Cases Committed by Athletes* by Sport and Nationality (continued)**

Sport-Athlete Nationality	ADRV Cases
Mexico	1
Switzerland	1
United States of America	1
Triathlon	5
Colombia	1
Germany	1
Russia	2
United Arab Emirates	1
Volleyball	1
Russia	1
Weightlifting	25
Iceland	1
Italy	3
Romania	1
Russia	18
Sweden	1
United Kingdom	1
Wrestling	18
Belarus	1
Germany	1
India	4
Iran	1
Iraq	1
Russia	5
South Africa	1
Turkey	3
Uzbekistan	1
Grand Total	245

* As indicated in the decisions received by WADA.

** As recorded in ADAMS.

Table 2 - Non-Analytical ADRV Cases Committed by Athletes* by Nationality and Sport**

Athlete Nationality-Sport	ADRV Cases
Austria	2
Athletics	1
Cycling	1
Azerbaijan	3
Basketball	1
Boxing	1
Powerlifting	1

* As indicated in the decisions received by WADA.

** As recorded in ADAMS.

Table 2 - Non-Analytical ADRV Cases Committed by Athletes* by Nationality and Sport (continued)**

Athlete Nationality-Sport	ADRV Cases
Belarus	6
Athletics	4
Cycling	1
Wrestling	1
Belgium	1
Boxing	1
Brazil	2
Powerlifting	1
Tennis	1
Bulgaria	2
Bodybuilding	2
Canada	2
Canoe	1
Cheer	1
China	6
Aquatics	1
Athletics	3
School Sports	1
Skiing	1
Colombia	2
Cycling	1
Triathlon	1
Costa Rica	1
Football	1
Croatia	3
Athletics	1
Bodybuilding	2
Ecuador	2
Athletics	1
Powerlifting	1
Egypt	1
Powerlifting	1
France	4
Aquatics	2
Basketball	1
Bodybuilding	1
Germany	3
Skiing	1
Triathlon	1
Wrestling	1
Iceland	1
Weightlifting	1

* As indicated in the decisions received by WADA.

** As recorded in ADAMS.

Table 2 - Non-Analytical ADRV Cases Committed by Athletes* by Nationality and Sport (continued)**

Athlete Nationality-Sport	ADRV Cases
India	6
Judo	1
Kabaddi	1
Wrestling	4
Iran	2
Boxing	1
Wrestling	1
Iraq	1
Wrestling	1
Israel	1
Athletics	1
Italy	34
Athletics	1
Basketball	1
Biathlon	1
Bodybuilding	13
Cycling	10
Equestrian	1
Football	1
Powerlifting	1
Shooting	1
Softball	1
Weightlifting	3
Jordan	2
Bodybuilding	2
Kenya	10
Athletics	9
Football	1
Korea	4
Bodybuilding	4
Kuwait	1
Athletics	1
Lithuania	6
Bodybuilding	4
Canoe	1
Functional Fitness	1
Mexico	1
Tennis	1
Morocco	1
Athletics	1
Netherlands	2
Basketball	1
Rowing	1

* As indicated in the decisions received by WADA.

** As recorded in ADAMS.

Table 2 - Non-Analytical ADRV Cases Committed by Athletes* by Nationality and Sport (continued)**

Athlete Nationality-Sport	ADRV Cases
Nigeria	1
Athletics	1
Poland	2
Cycling	1
Powerlifting	1
Portugal	10
Cycling	10
Romania	6
Bodybuilding	5
Weightlifting	1
Russia	77
Aquatics	5
Archery	2
Athletics	20
Basketball	1
Biathlon	1
Bobsleigh	2
Bodybuilding	2
Canoe	3
Cycling	3
Football	1
Ice Hockey	1
Kettlebell Lifting	1
Powerlifting	5
Sambo	1
Sitting Volleyball	1
Skating	1
Skiing	1
Triathlon	2
Volleyball	1
Weightlifting	18
Wrestling	5
Serbia	1
Basketball	1
South Africa	1
Wrestling	1
Spain	4
Cycling	4
Sweden	4
Kickboxing	1
Powerlifting	1

* As indicated in the decisions received by WADA.

** As recorded in ADAMS.

Table 2 - Non-Analytical ADRV Cases Committed by Athletes* by Nationality and Sport (continued)**

Athlete Nationality-Sport	ADRV Cases
Rugby Union	1
Weightlifting	1
Switzerland	5
Bodybuilding	1
Cycling	2
Rowing	1
Tennis	1
Turkey	5
Athletics	1
Cycling	1
Wrestling	3
Ukraine	1
Skiing	1
United Arab Emirates	1
Triathlon	1
United Kingdom	4
Cycling	1
Rugby League	1
Rugby Union	1
Weightlifting	1
United States of America	10
Aquatics	1
Athletics	3
Bobsleigh	1
Cycling	3
Para-Athletics	1
Tennis	1
Uzbekistan	1
Wrestling	1
Grand Total	245

* As indicated in the decisions received by WADA.

** As recorded in ADAMS.

Table 3 - Non-Analytical ADRV Cases Committed by Athlete Support Personnel* by Nationality**

Nationality	Athlete Support Personnel
Bahrain	1
Brazil	2
China	1
India	1
Italy	7

* As indicated in the decisions received by WADA.

** As recorded in ADAMS.

Table 3 - Non-Analytical ADRV Cases Committed by Athlete Support Personnel* by Nationality** (continued)

Nationality	Athlete Support Personnel
Korea	1
Nigeria	1
Poland	3
Portugal	1
Romania	4
Russia	4
Tunisia	2
Ukraine	1
United States of America	1
Uzbekistan	1
Grand Total	31

* As indicated in the decisions received by WADA.

** As recorded in ADAMS.

Table 4 - Non-Analytical Findings by Type of Violation - Athletes and Athlete Support Personnel (ASP)

Type of Violations according to Code Articles	Occurrences*	Occurrences*
	Athlete	Athlete Support Personnel
2.2 Use of prohibited substance (determined by means other than a doping test)	290	5
2.3 Evasion / Refusal / Failure to give sample	94	N/A
2.6 Possession	54	9
2.4 Whereabouts failures (3 missed tests and/or filing failures)	33	N/A
2.5 Tampering	23	12
2.9 Complicity	8	21
2.7 Trafficking	16	6
2.8 Administration	4	15
2.10 Prohibited Association	3	N/A
Grand Total	525	68

* Cases that are classified under multiple Code article violations are calculated as single occurrences for each type of violation. Therefore, the number of total occurrences is larger than that of non-analytical ADRV cases listed in Table 1, Table 2 and Table 3 of this section. This table includes all non-analytical cases, no matter the outcome.

