

July 2025

# World Anti-Doping Program

## 2021 Anti-Doping Rule Violation (ADRV) Report

# Table of content

Terms and Abbreviations	3
Explanations and Definitions	4
Background	5
Executive Summary	7
<b>Section 1: Outcomes of 2021 AAFs<sup>1</sup> by Sport Category</b>	11
Table 1 - AAF Outcomes by Sport Category	12
Table 2 - AAF Outcomes by Sport Category - ASOIF Sports/Disciplines	12
Table 3 - AAF Outcomes by Sport Category - AIMS Sports/Disciplines	15
Table 4 - AAF Outcomes by Sport Category - ARISF Sports/Disciplines	15
Table 5 - AAF Outcomes by Sport Category - IPC Sports/Disciplines	17
Table 6 - AAF Outcomes by Sport Category – AIOWF Sports/Discipline	18
Table 7 - AAF Outcomes by Sport Category - Other Sports - Code Signatories	19
Table 8 - AAF Outcomes by Sport Category - Sports/Disciplines for Athletes with an Impairment	20
Table 9 - AAF Outcomes by Sport Category - ADO Specific – Code Signatories Sports/Disciplines	20
Table 10 - AAF Outcomes by Sport Category – Other Sports – Non-Code Signatories	21
<b>Section 2: Outcomes of 2022 AAFs<sup>1</sup> by Testing Authority Category</b>	22
Table 1 - AAF Outcomes by TA Category	23
Table 2 - AAF Outcomes by TA Category – NADOs	23
Table 3 - AAF Outcomes by TA Category – ASOIF IFs	27
Table 4 - AAF Outcomes by TA Category - Other Code Signatories	29
Table 5 - AAF Outcomes by TA Category – AIMS IFs	29
Table 6 - AAF Outcomes by TA Category – ARISF IFs	30
Table 7 - AAF Outcomes by TA Category – AIOWFs IFs	30
<b>Section 3: Report of 2022 Total Analytical ADRVs</b>	31
Table 1 - Total ADRVs from Athletes by Sport Category	32
Table 2 - Total ADRVs from Athletes - ASOIF Sports by Nationality	32
Table 3 - Total ADRVs from Athletes - AIMS Sports by Nationality	43
Table 4 - Total ADRVs from Athletes - ARISF Sports by Athlete Nationality	46
Table 5 - Total ADRVs from Athletes - AIOWF Sports by Nationality	49
Table 6 - Total ADRVs from Athletes - Other Sports - Code Signatories by Nationality	50
Table 7 - Total ADRVs from Athletes - Other Sports by Nationality	51
Table 8 - Total ADRVs from Athletes - IPC Sports by Nationality	51
Table 9 - Total ADRVs from Athletes - Impaired Signatories Sports by Nationality	52
Table 10 - Total ADRVs from Athletes - ADO Specific- Code Signatories Sports by Nationality	53
Table 11 - Total ADRVs from Athletes by Nationality and Sport	54
<b>Section 4: Report of 2022 Non-Analytical cases<sup>2</sup></b>	75
Table 1 - Non-Analytical ADRVs Committed by Athletes by Sport and Nationality	76
Table 2 - Non-Analytical ADRVs Committed by Athletes by Nationality and Sport	82
Table 3 - Non-Analytical ADRVs Committed by Athlete Support Personnel by Nationality	90
Table 4 - Non-Analytical cases by Type of Violation-Athletes and Athlete Support Personnel	91

<sup>1</sup> The AAFs in this Report are based on results reported by WADA-accredited Laboratories in ADAMS for samples collected between 1 January 2021 and 31 December 2021.

<sup>2</sup> The non-analytical findings in this Report refer to ADRVs related to World Anti-Doping Code (Code) Article 2 other than presence of a prohibited substance and based on decisions made in 2021 and received by WADA.

# Terms and Abbreviations

<b>AAF</b>	Adverse Analytical Finding
<b>ABP</b>	Athlete Biological Passport
<b>ADAMS</b>	Anti-Doping Administration and Management System
<b>ADRV</b>	Anti-Doping Rule Violation
<b>AIMS</b>	Sports attributed to IF members of the Alliance of Independent Recognized Members of Sport
<b>AIOWF</b>	Sports attributed to IF members of the Association of International Olympic Winter Sports Federations
<b>ARISF</b>	Sports attributed to IF members of the Association of IOC Recognized International Sports Federations
<b>ASOIF</b>	Sports attributed to IF members of the Association of Summer Olympic International Sports Federations
<b>ASP</b>	Athlete Support Personnel
<b>IF</b>	International Federation
<b>IPC</b>	International Paralympic Committee
<b>MEO</b>	Major Event Organization
<b>NADO</b>	National Anti-Doping Organization
<b>NF</b>	National Federation
<b>NOC</b>	National Olympic Committee
<b>ADO Specific - CS</b>	Sports regulated by a Non-Code Signatory; WADA has exceptionally permitted the ADO to enter the data in ADAMS as the ADO has confirmed that it has full authority and jurisdiction over this Sport and shall follow all requirements under the World Anti-Doping Code and International Standards in relation to any anti-doping activities/programs conducted in relation to this Sport.
<b>Other - CS</b>	Sport IFs (Non-ASOIF, AIOWF, ARISF and AIMS) which are Signatories of the Code
<b>Other Sports</b>	Sports or Sport Organizations which are not Signatories of the Code
<b>RADO</b>	Regional Anti-Doping Organization
<b>TA</b>	Testing Authority
<b>TUE</b>	Therapeutic Use Exemption
<b>( R )</b>	A discipline which is discontinued in ADAMS based on request of the governing IF, being an event under an existing discipline or being no longer necessary for administrative purposes.
<b>-</b>	A "dash" represents "0" (no data) in the tables.

# Explanations and Definitions

Outcomes of AAFs are classified under five categories in this Report:

<b>Medical Reasons:</b>	Cases in which the Athlete had or was granted a valid TUE that justified the presence of the Prohibited Substance in the Athlete's Sample.
<b>No Case to Answer:</b>	Case closed via a Decision Not to Move Forward, excluding TUE cases. Such cases include for example: authorized route of Administration for glucocorticosteroids; departure from International Standards; or cases outside of the Results Management Authority's jurisdiction (including non-Code Signatories).
<b>No Sanction:</b>	Cases in which the Athlete was exonerated following the conclusion of disciplinary proceedings.
<b>Pending:</b>	Cases that have not yet been finalized following either the conclusion of disciplinary proceedings or at the Results Management level.
<b>ADRV:</b>	Cases for which a final decision has been rendered, in which the Athlete was found to have committed an ADRV.

# Background of the 2021 ADRV Report

This is the ninth year for which WADA has published the ADRV Report. The Report summarizes doping violations committed under the World Anti-Doping Code (Code) in 2021.

- The Report includes the Results Management outcomes notified to WADA before 28 October 2024 of all Adverse Analytical Findings (AAFs) detected by WADA-accredited Laboratories for Samples collected from Athletes In- and Out-of-Competition in 2021. This also includes non-analytical findings for decisions rendered in 2021. Discrepancies from ADOs’ published statistics may occur due to different reporting criteria<sup>3</sup>.
- An **Analytical ADRV** refers to a violation of Code **Article 2.1** (Presence of a Prohibited Substance or its metabolites or markers in an Athlete’s Sample) and is based on an AAF (otherwise known as a positive result), which indicates the presence of a Prohibited Substance or its metabolite(s) or of marker(s) in a urine and/or blood Sample collected from an Athlete and analyzed by a WADA-accredited Laboratory.
- A **non-analytical ADRV** is a case in which an Athlete or Athlete Support Person (coach, trainer, manager, agent, medical staff, parent, etc.) commits another type of ADRV that does not involve the detection of a Prohibited Substance or Prohibited Method in a urine or blood Sample from Athletes, as outlined in the 2021 Code Articles 2.2 to 2.11:

<b>Article 2.2:</b>	Use or attempted Use by an Athlete of a Prohibited Substance or a Prohibited Method.
<b>Article 2.3:</b>	Evading, refusing or failing to submit to Sample collection by an Athlete.
<b>Article 2.4:</b>	Whereabouts failures (any combination of three missed tests and/or filing failures within a 12-month period by an Athlete in a Registered Testing Pool).
<b>Article 2.5:</b>	Tampering or attempted Tampering with any part of doping control by an Athlete or other Person.
<b>Article 2.6:</b>	Possession of a Prohibited Substance or a Prohibited Method by an Athlete or other Person.
<b>Article 2.7:</b>	Trafficking or attempted Trafficking in any Prohibited Substance or Prohibited Method by an Athlete or other Person.
<b>Article 2.8:</b>	Administration or attempted Administration by an Athlete or other Person to any Athlete in-competition of any Prohibited Substance or Prohibited Method or Administration or attempted Administration to any Athlete Out-of-Competition of any Prohibited Substance or any Prohibited Method that is prohibited Out-of-Competition.
<b>Article 2.9:</b>	Complicity or attempted Complicity by an Athlete or other Person.
<b>Article 2.10:</b>	Prohibited Association by an Athlete or other Person.
<b>Article 2.11:</b>	Acts by an Athlete or other Person to discourage or retaliate against reporting to authorities.

<sup>3</sup> For example, the criteria used to define the categories described on page 5 may be different.

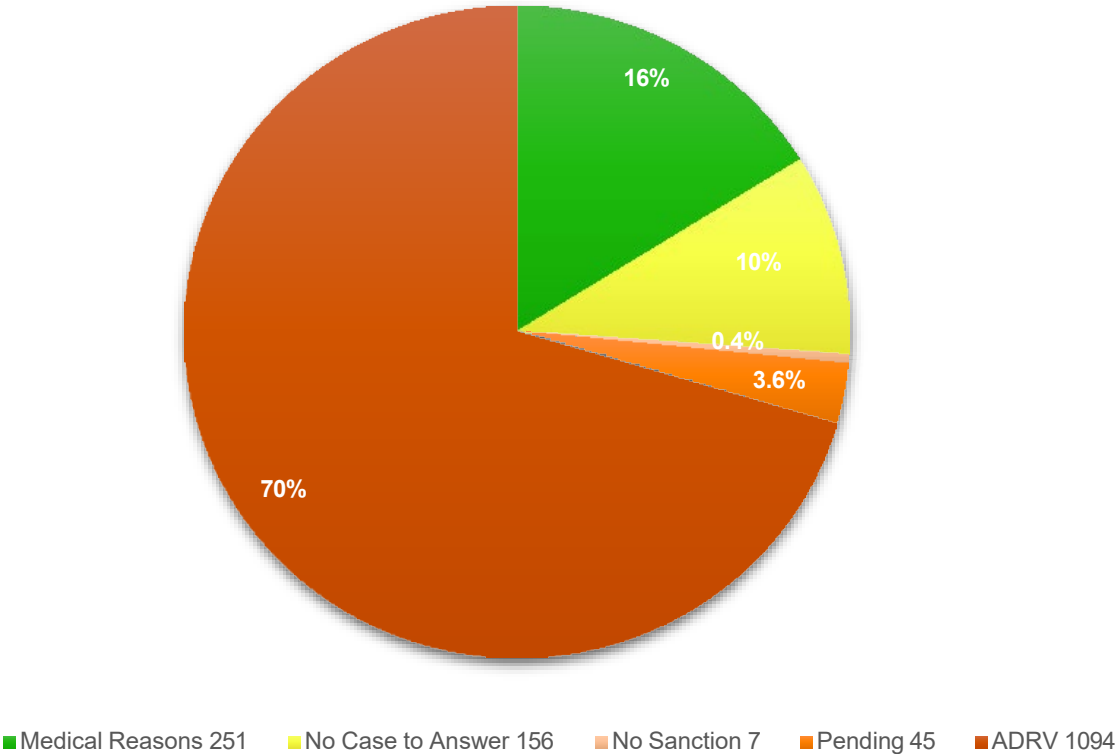
## The ADRV Report is divided as follows:

1. An **Introduction** and an **Executive Summary** which provide an overview and highlight the key observations of the 2021 ADRV Report.
2. **Sections 1 and 2** present the Results Management outcomes (including ADRVs) of all AAFs detected by WADA-accredited Laboratories for Samples collected from Athletes In- and Out-of- Competition in 2021. They are presented by sport, discipline (Section 1) and testing authority (Section 2).
3. **Section 3** indicates the total number of ADRVs from Athletes in 2021, which includes AAFs that resulted in an ADRV. The data is presented by sport and nationality. The information is further divided into:
  - Sample type (urine or blood),
  - Type of test (In- or Out-of-Competition); and, Athlete gender.
4. **Section 4** includes non-analytical ADRVs committed by Athletes (presented by sport and nationality) and by Athlete Support Personnel (presented by nationality).

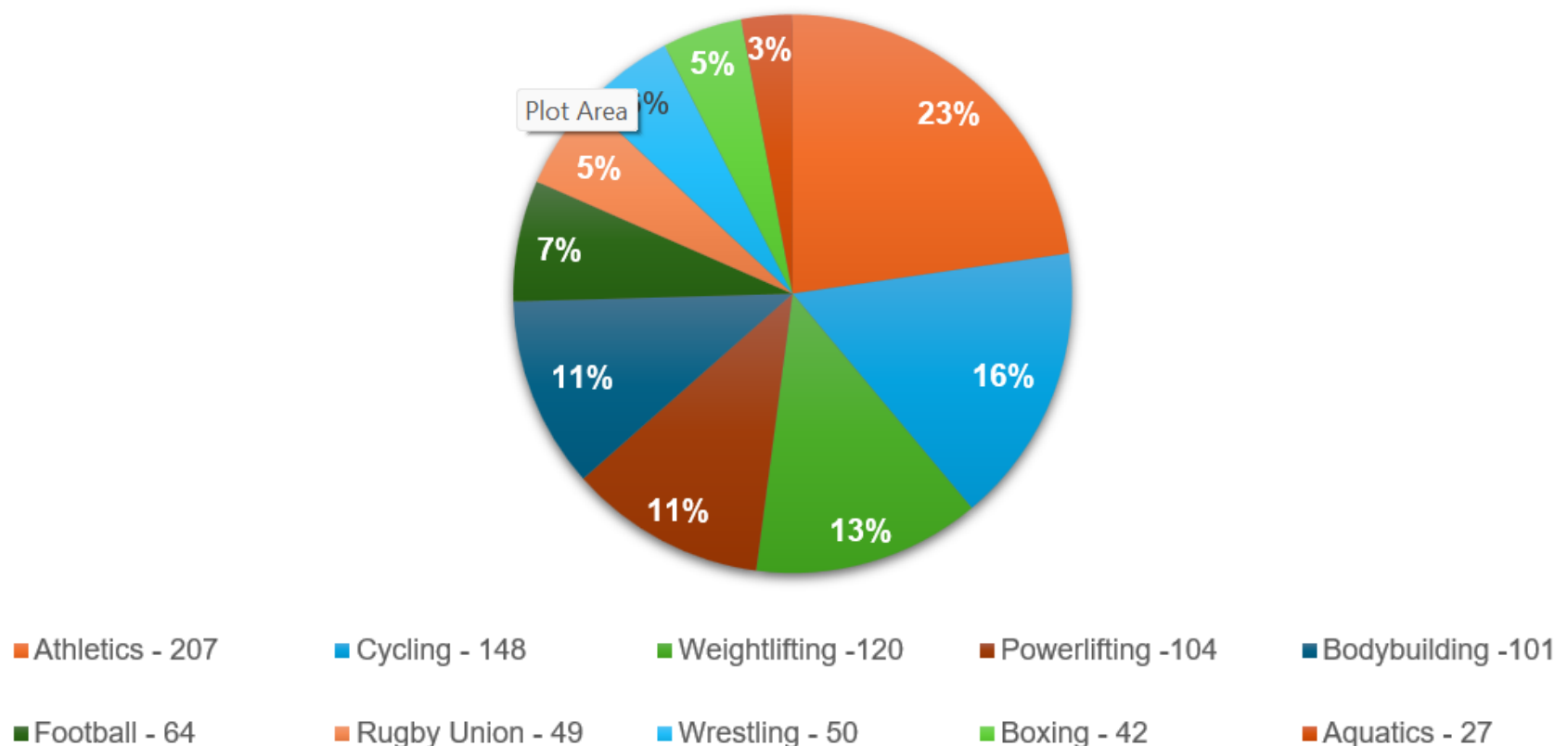
# Executive Summary of the 2021 ADRV Report

1. A total of **241,430 samples** were collected by ADOs in 2021, subsequently analyzed by WADA- accredited Laboratories and reported in ADAMS. Of these samples, **1,553 samples** (0.64%) were reported as AAFs. Based on a compilation of the information received by WADA by 28 October 2024, of the **1,553 AAFs**:
- **1,094 samples** (70%) resulted in an ADRV (resulting in sanctions);
  - **251 samples** (16%) were closed because of a valid medical reason including a TUE;
  - **156 samples** (10%) were categorized as “no case to answer” (i.e. case closed for a valid reason other than medical reasons including permitted route of administration);
  - **7 samples** (0.4%) resulted in “no sanction” because the Athlete was found not to have committed an ADRV;
  - **45 samples** (3.6%) are still pending.

2021 Outcomes by AAF

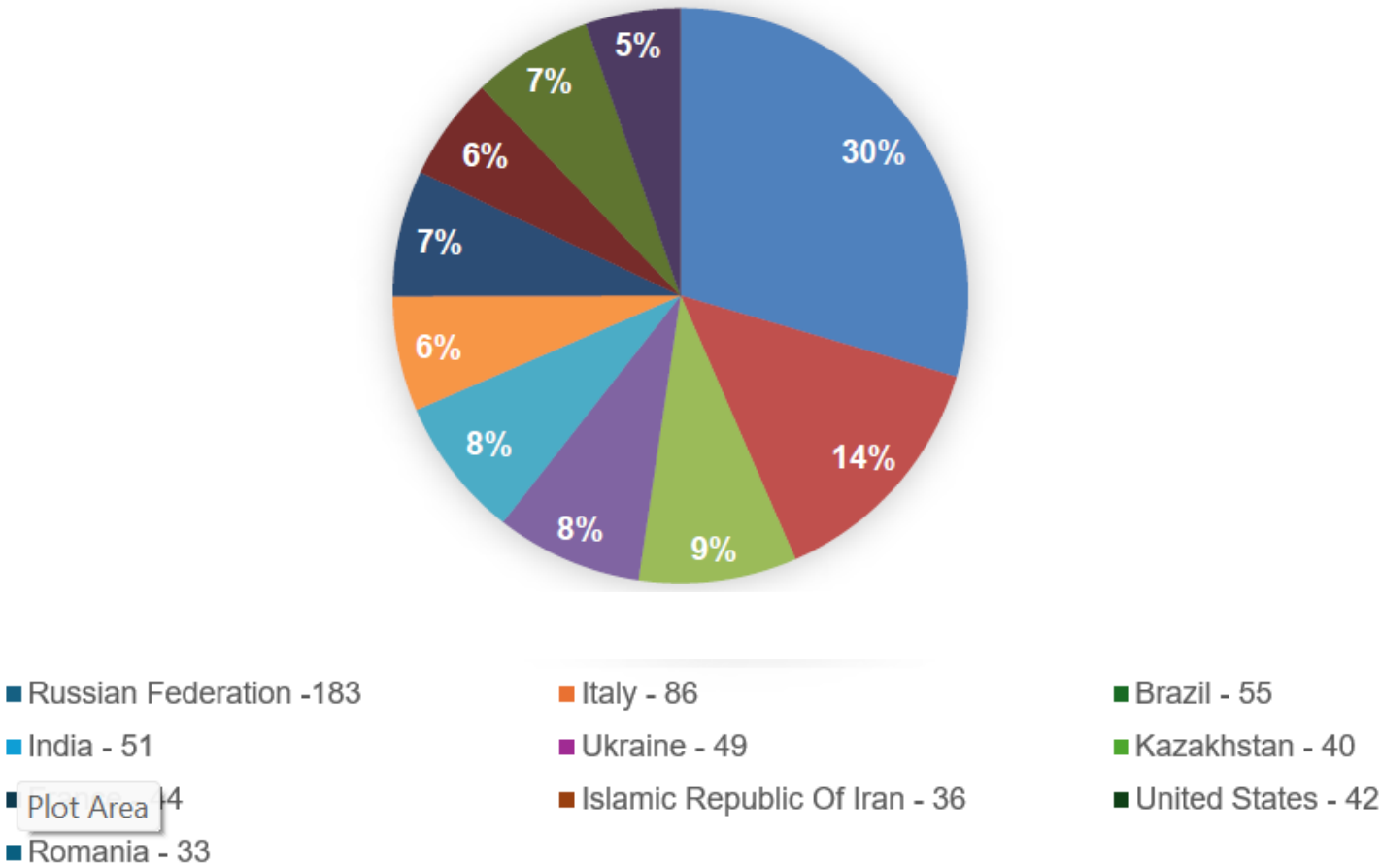


2. Among the **1,094 ADRVs** resulting from an AAF, the samples were collected from:
  - **830 male** (76%) Athletes and **264 female** (24%) Athletes<sup>4</sup>;
  - **158 sports/disciplines**;
  - **108 nationalities** (as indicated in the decisions received by WADA).
  
3. Among the **1,553 AAFs**:
  - A total of **1126 AAFs** (73%) were reported from In-Competition tests which led to **798 ADRVs**, and **427 AAFs** (27%) were reported as Out-of-Competition tests which led to **296 ADRVs**;
  - A total of **1523 AAFs** from urine Samples were reported which resulted in **1070 ADRVs**, and
  - **28 AAFs** from blood Samples were reported which resulted in **24 ADRV**.
  - **2 AAFs** from Dried Blood Spot were reported which resulted in **0 ADRV**.
  
4. A total of **294 non-analytical findings ADRVs** were confirmed and involved:
  - **262 Athletes** of **54 nationalities** (as indicated in the decisions received by WADA) from **33 sports**;
  - **32 Athlete Support Personnel** of **13 nationalities** (as indicated in the decisions received by WADA).
  
5. Among the **1388 ADRVs** (combining Analytical ADRVs and non-analytical ADRVs) for 2021 are involved:
  - **1356 from Athletes**;
  - **32 from Athlete Support Personnel**;
  - **179 sports/disciplines** (in which Athletes participated);
  - **111 nationalities** (as indicated in the decisions received by WADA).
  
6. Sports with the highest number of ADRVs committed by Athletes:

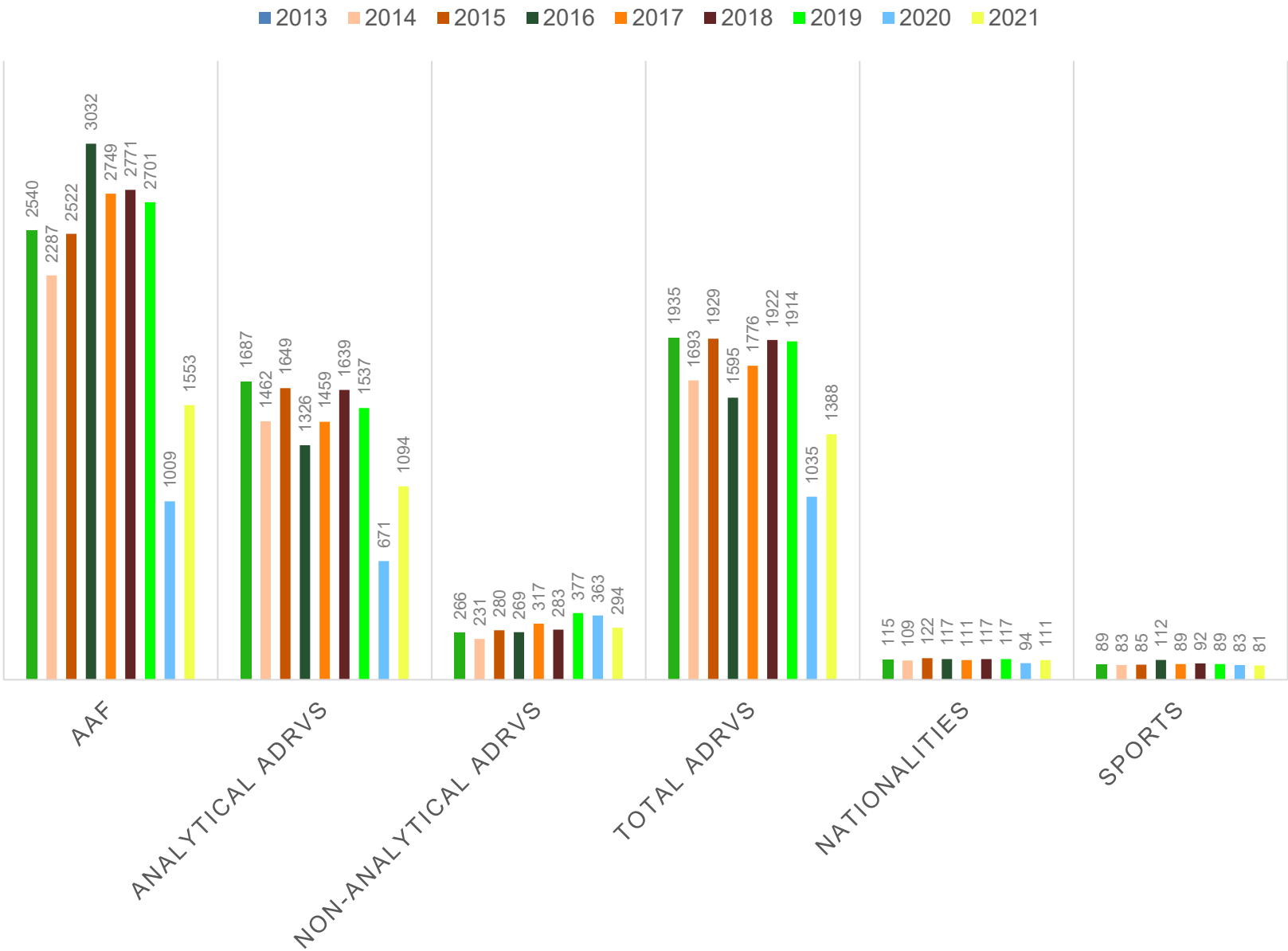




7. Athlete nationalities with the highest number of ADRVs:



8. Comparison of Years 2013 to 2021:



# Section 1

## Outcomes of 2021 AAFs by Sport Category

---

Table 1 - AAF Outcomes by Sport Category

Sport Category*	Total Samples**	Total AAFs	Medical Reasons	No Case to Answer	No Sanction	Pending	ADRV***
ASOIF	181,132	971	152	109	5	22	683
AIMS	3,903	234	13	-	1	16	204
IPC	8,761	78	26	19	-	1	32
AIOWF	13,766	41	5	2	-	2	32
ARISF	8,556	102	20	3	-	2	77
OTHER-CS	2,302	32	1	5	-	1	25
ADO Specific-CS	374	15	1	1	-	1	12
IMPAIRED	5,607	66	27	15	1	1	22
OTHER ****	357	14	6	1	-	-	7
Grand Total	224,758	1,553	251	156	7	45	1,094

\*See page 3 for details of acronyms and terms used in the Report.  
\*\* Figures as reported in the 2021 Anti-Doping Testing Figures Report, including urine and blood Samples in ADAMS but not Athlete Biological Passport (ABP) Samples.  
\*\*\* Based on each AAF, which may not be the same as the number of decisions rendered. A decision may refer to multiple AAFs from the same Athlete. Conversely, one AAF or several AAFs treated as one single ADRV may give rise to several decisions (first instance, appeal, CAS).  
\*\*\*\* Sports connected with organizations that are not included in the categories explicitly listed in this table.

Table 2 - AAF Outcomes by Sport Category - ASOIF Sports/Disciplines\*

Sport	Total Samples	Total AAFs	Medical Reasons	No Case to Answer	No Sanction	Pending	ADRV
Aquatics	16,235	87	28	36	1	-	22
Artistic Swimming	759	1	-	-	-	-	1
Diving	1,032	1	-	1	-	-	-
Open Water	850	3	-	1	-	-	2
Swimming Long Distance 800m	1,468	8	1	4	-	-	3
Swimming Middle Distance 200-	5,230	32	10	16	1	-	5
Swimming Sprint 100m or less	4,981	39	16	14	-	-	9
Water Polo	1,915	3	1	-	-	-	2
Archery	764	11	3	2	-	-	6
Archery	621	5	3	-	-	-	2
Compound	143	6	-	2	-	-	4
Athletics	31,225	184	23	12	-	2	147
Combined Events	1,101	1	-	1	-	-	-
Jumps	3,829	15	3	-	-	-	12
Long Distance 3000m or greater	10,559	60	7	2	-	1	50
Middle Distance 800-1500m	3,213	13	2	1	-	-	10
Sprint 400m or less	8,254	69	6	8	-	1	54
Throws	4,269	26	5	-	-	-	21
Badminton	1,631	2	-	2	-	-	-
Badminton	1,631	2	-	2	-	-	-
Basketball	5,365	24	5	1	-	-	18
3 on 3	664	2	-	-	-	-	2
Basketball	4,701	22	5	1	-	-	16
Boxing	4,148	36	4	3	-	1	28
IBA Boxing	4,148	36	4	3	-	1	28

\*Sports/Disciplines as reported by Laboratories in ADAMS in 2021. Only sports/disciplines with AAF results are listed in the table. Therefore, the total Samples for the sport may be larger than the sum of the listed disciplines.

**Table 2 - AAF Outcomes by Sport Category - ASOIF Sports/Disciplines\* (continued)**

<b>Sport</b>	<b>Total Samples</b>	<b>Total AAFs</b>	<b>Medical Reasons</b>	<b>No Case to Answer</b>	<b>No Sanction</b>	<b>Pending</b>	<b>ADRV</b>
<b>Canoe</b>	<b>4,982</b>	<b>19</b>	<b>3</b>	<b>1</b>	<b>-</b>	<b>-</b>	<b>15</b>
Canoe Slalom	989	1	1	-	-	-	-
Long Distance 1000m	1,236	8	1	-	-	-	7
Middle Distance 500m	1,654	2	-	-	-	-	2
Sprint 200m	1,103	8	1	1	-	-	6
<b>Cycling</b>	<b>20,560</b>	<b>145</b>	<b>23</b>	<b>15</b>	<b>1</b>	<b>-</b>	<b>106</b>
BMX	906	5	3	-	-	-	2
Cyclo-Cross	897	4	1	1	-	-	2
Mountain Bike – Cross Country	2,200	16	1	-	-	-	15
Mountain Bike Downhill	201	1	-	-	-	-	1
Road	12,648	104	14	13	1	-	76
Track Endurance	1,944	10	3	-	-	-	7
Track Sprint	1,764	5	1	1	-	-	3
<b>Equestrian</b>	<b>680</b>	<b>6</b>	<b>1</b>	<b>1</b>	<b>-</b>	<b>-</b>	<b>4</b>
Endurance	41	1	-	-	-	-	1
Eventing	261	2	1	-	-	-	1
Jumping	378	3	-	1	-	-	2
<b>Fencing</b>	<b>1,113</b>	<b>3</b>	<b>-</b>	<b>-</b>	<b>-</b>	<b>-</b>	<b>3</b>
Foil	522	1	-	-	-	-	1
Sabre	591	2	-	-	-	-	2
<b>Field Hockey</b>	<b>1,654</b>	<b>4</b>	<b>1</b>	<b>1</b>	<b>-</b>	<b>-</b>	<b>2</b>
Field Hockey	1,654	4	1	1	-	-	2
<b>Football</b>	<b>31,586</b>	<b>68</b>	<b>7</b>	<b>8</b>	<b>-</b>	<b>8</b>	<b>45</b>
Beach Football	190	2	-	1	-	1	-
Football	30,670	63	7	6	-	6	44
Futsal	726	3	-	1	-	1	1
<b>Golf</b>	<b>571</b>	<b>7</b>	<b>5</b>	<b>-</b>	<b>1</b>	<b>-</b>	<b>1</b>
Golf	571	7	5	-	1	-	1
<b>Gymnastics</b>	<b>3,385</b>	<b>14</b>	<b>3</b>	<b>2</b>	<b>-</b>	<b>-</b>	<b>9</b>
Artistic	2,257	11	2	2	-	-	7
Rhythmic	691	2	-	-	-	-	2
Trampoline	437	1	1	-	-	-	-
<b>Handball</b>	<b>3,701</b>	<b>15</b>	<b>-</b>	<b>2</b>	<b>-</b>	<b>-</b>	<b>13</b>
Indoor	3,701	15	-	2	-	-	13
<b>Judo</b>	<b>4,266</b>	<b>21</b>	<b>4</b>	<b>2</b>	<b>-</b>	<b>-</b>	<b>15</b>
Judo	4,266	21	4	2	-	-	15
<b>Modern Pentathlon</b>	<b>818</b>	<b>1</b>	<b>-</b>	<b>-</b>	<b>-</b>	<b>-</b>	<b>1</b>
Modern Pentathlon	818	1	-	-	-	-	1
<b>Rowing</b>	<b>5,534</b>	<b>10</b>	<b>3</b>	<b>1</b>	<b>-</b>	<b>-</b>	<b>6</b>
Rowing	5,534	10	3	1	-	-	6

\*Sports/Disciplines as reported by Laboratories in ADAMS in 2021. Only sports/disciplines with AAF results are listed in the table. Therefore, the total Samples for the sport may be larger than the sum of the listed discipline

**Table 2 - AAF Outcomes by Sport Category - ASOIF Sports/Disciplines\* (continued)**

<b>Sport</b>	<b>Total Samples</b>	<b>Total AAFs</b>	<b>Medical Reasons</b>	<b>No Case to Answer</b>	<b>No Sanction</b>	<b>Pending</b>	<b>ADRV</b>
<b>Rugby Union</b>	<b>6,619</b>	<b>59</b>	<b>7</b>	<b>6</b>	<b>-</b>	<b>2</b>	<b>44</b>
Fifteens	4,749	53	5	6	-	1	41
Sevens	1,870	6	2	-	-	1	3
<b>Sailing</b>	<b>1,051</b>	<b>2</b>	<b>1</b>	<b>-</b>	<b>-</b>	<b>1</b>	<b>-</b>
49er helm	3	1	-	-	-	1	-
Sailing Non-Olympic Class	1,048	1	1	-	-	-	-
<b>Shooting</b>	<b>2,172</b>	<b>10</b>	<b>1</b>	<b>1</b>	<b>-</b>	<b>-</b>	<b>8</b>
Pistol	248	2	-	-	-	-	2
Rifle	306	1	-	-	-	-	1
Shooting	1,351	6	1	1	-	-	4
Shotgun	267	1	-	-	-	-	1
<b>Table Tennis</b>	<b>1,057</b>	<b>3</b>	<b>-</b>	<b>-</b>	<b>-</b>	<b>1</b>	<b>2</b>
Table Tennis	1,057	3	-	-	-	1	2
<b>Taekwondo</b>	<b>1,857</b>	<b>8</b>	<b>1</b>	<b>-</b>	<b>-</b>	<b>-</b>	<b>7</b>
Poomsae	44	1	-	-	-	-	1
Sparring	1,813	7	1	-	-	-	6
<b>Tennis</b>	<b>6,266</b>	<b>30</b>	<b>8</b>	<b>2</b>	<b>-</b>	<b>1</b>	<b>19</b>
Tennis	6,266	30	8	2	-	1	19
<b>Triathlon</b>	<b>3,064</b>	<b>30</b>	<b>4</b>	<b>4</b>	<b>-</b>	<b>1</b>	<b>21</b>
Duathlon	156	7	-	-	-	-	7
Triathlon	2,865	22	4	4	-	1	13
Winter Triathlon	43	1	-	-	-	-	1
<b>Volleyball</b>	<b>3,817</b>	<b>16</b>	<b>5</b>	<b>-</b>	<b>-</b>	<b>-</b>	<b>11</b>
Beach	901	1	-	-	-	-	1
Volleyball	2,916	15	5	-	-	-	10
<b>Weightlifting</b>	<b>10,603</b>	<b>100</b>	<b>7</b>	<b>5</b>	<b>-</b>	<b>-</b>	<b>88</b>
Weightlifting	10,603	100	7	5	-	-	88
<b>Wrestling</b>	<b>6,408</b>	<b>56</b>	<b>5</b>	<b>2</b>	<b>2</b>	<b>5</b>	<b>42</b>
Beach Wrestling	19	1	-	-	-	-	1
Freestyle	1,722	16	1	1	1	3	10
Grappling	30	2	-	-	-	-	2
Greco-Roman	1,588	18	2	-	1	2	13
Traditional Wrestling	140	8	-	-	-	-	8
Women's Freestyle	726	2	1	-	-	-	1
Wrestling	2,183	9	1	1	-	-	7
<b>Grand Total</b>	<b>181,132</b>	<b>971</b>	<b>152</b>	<b>109</b>	<b>5</b>	<b>22</b>	<b>683</b>

\*Sports/Disciplines as reported by Laboratories in ADAMS in 2021. Only sports/disciplines with AAF results are listed in the table. Therefore, the total Samples for the sport may be larger than the sum of the listed disciplines.

Table 3 - AAF Outcomes by Sport Category - AIOWF Sports/Disciplines\*

Sport	Total Samples	Total AAFs	Medical Reasons	No Case to Answer	No Sanction	Pending	ADRV
Biathlon	3,179	6	1	-	-	1	4
Biathlon	3,179	6	1	1	-	-	4
Ice Hockey	3,760	15	1	1	-	1	12
Ice Hockey	3,760	15	1	1	-	1	12
Skating	2,125	16	3	1	-	-	12
Figure Skating	937	14	2	1	-	-	11
Speed Skating greater than 1500m	1,188	2	1	-	-	-	1
Skiing	4,702	4	-	-	-	-	4
Alpine	1,626	1	-	-	-	-	1
Cross-Country	3,076	3	-	-	-	-	3
Grand Total	13,766	41	5	3	-	1	32

\*Sports/Disciplines as reported by Laboratories in ADAMS in 2021. Only sports/disciplines with AAF results are listed in the table. Therefore, the total samples for the sport may be larger than the sum of the listed disciplines.

Table 4 - AAF Outcomes by Sport Category - ARISF Sports/Disciplines\*

Sport	Total Samples	Total AAFs	Medical Reasons	No Case to Answer	No Sanction	Pending	ADRV
American Football	585	8	1	1	-	-	6
American Football	585	8	1	1	-	-	6
Automobile Sports	264	4	2	-	-	-	2
Automobile Sports	158	1	1	-	-	-	-
Karting	23	1	-	-	-	-	1
Rally	83	2	1	-	-	-	1
Bandy	53	1	1	-	-	-	-
Bandy	53	1	1	-	-	-	-
Baseball	936	15	3	1	-	-	11
Baseball	936	15	3	1	-	-	11
Basque Pelota	61	1	-	-	-	1	-
Basque Pelota	61	1	-	-	-	1	-
Billiards Sports	53	2	1	-	-	-	1
Pool	53	2	1	-	-	-	1
Boules Sports	35	2	-	-	-	-	2
Lyonnaise	6	1	-	-	-	-	1
Petanque	29	1	-	-	-	-	1
Cheer	43	1	-	-	-	-	1
Cheer	43	1	-	-	-	-	1
Cricket	1,123	3	1	-	-	-	2
Cricket	1,123	3	1	-	-	-	2

\*Sports/Disciplines as reported by Laboratories in ADAMS in 2021. Only sports/disciplines with AAF results are listed in the table. Therefore, the total Samples for the sport may be larger than the sum of the listed disciplines.

Table 4 - AAF Outcomes by Sport Category - ARISF Sports/Disciplines\* (continued)

Sport	Total Samples	Total AAFs	Medical Reasons	No Case to Answer	No Sanction	Pending	ADRV
DanceSport	138	2	1	-	-	-	1
DanceSport	138	2	1	-	-	-	1
Floorball	385	3	2	-	-	-	1
Floorball	385	3	2	-	-	-	1
Karate	1,554	7	-	-	-	-	7
Karate	1,554	7	-	-	-	-	7
Kickboxing	391	11	-	-	-	-	11
Full Contact	16	1	-	-	-	-	1
K1 Rules	46	2	-	-	-	-	2
Kickboxing	252	5	-	-	-	-	5
Light Contact	36	1	-	-	-	-	1
Low Kick	41	2	-	-	-	-	2
Lifesaving	198	2	1	-	-	-	1
Lifesaving	198	2	1	-	-	-	1
Motorcycle Racing	188	7	4	-	-	-	3
Motocross	86	2	1	-	-	-	1
Motorcycle Racing	21	1	-	-	-	-	1
Road Racing	63	1	1	-	-	-	-
SnowCross	3	1	1	-	-	-	-
Supermoto	15	2	1	-	-	-	1
Mountaineering and Climbing	10	1	-	-	-	-	1
Ice Climbing	10	1	-	-	-	-	1
Muaythai	192	4	-	-	-	-	4
Muaythai	192	4	-	-	-	-	4
Orienteering	32	1	1	-	-	-	-
Mountain Bike Orienteering	32	1	1	-	-	-	-
Polo	4	1	-	-	-	1	-
Polo	4	1	-	-	-	1	-
Powerboating	30	1	-	-	-	-	1
Aquabike	30	1	-	-	-	-	1
Roller Sports	569	7	-	-	-	-	7
Hockey	82	1	-	-	-	-	1
Inline Speed Skating Sprint	146	3	-	-	-	-	3
Scooter	12	1	-	-	-	-	1
Skateboarding	329	2	-	-	-	-	2
Softball	422	2	-	-	-	-	2
Softball	422	2	-	-	-	-	2
Sport Climbing	150	1	-	-	-	-	1
Boulder	150	1	-	-	-	-	1

\*Sports/Disciplines as reported by Laboratories in ADAMS in 2021. Only sports/disciplines with AAF results are listed in the table. Therefore, the total Samples for the sport may be larger than the sum of the listed disciplines.



Table 4 - AAF Outcomes by Sport Category - ARISF Sports/Disciplines\* (continued)

Sport	Total Samples	Total AAFs	Medical Reasons	No Case to Answer	No Sanction	Pending	ADRV
Squash	232	3	1	-	-	-	2
Squash	232	3	1	-	-	-	2
Sumo	61	1	-	-	-	-	1
Sumo	61	1	-	-	-	-	1
Surfing	200	3	-	1	-	-	2
Surfing	200	3	-	1	-	-	2
Tug of War	41	1	1	-	-	-	-
Tug of War	41	1	1	-	-	-	-
Underwater Sports	172	2	-	-	-	-	2
Finswimming Pool	163	1	-	-	-	-	1
UW Rugby	9	1	-	-	-	-	1
Waterskiing	101	2	-	-	-	-	2
Cableski	34	1	-	-	-	-	1
Tournament	67	1	-	-	-	-	1
Wushu	333	3	-	-	-	-	3
Sanda	202	2	-	-	-	-	2
Taolu	131	1	-	-	-	-	1
Grand Total	8,556	102	20	3	-	2	77

\*Sports/Disciplines as reported by Laboratories in ADAMS in 2021. Only sports/disciplines with AAF results are listed in the table. Therefore, the total Samples for the sport may be larger than the sum of the listed disciplines.

Table 5 - AAF Outcomes by Sport Category - AIMS Sports/Disciplines\*

Sport	Total Samples	Total AAFs	Medical Reasons	No Case to Answer	No Sanction	Pending	ADRV
Arm Wrestling	177	16	-	-	-	1	15
Arm Wrestling	177	16	-	-	-	1	15
Bodybuilding	675	96	2	-	-	13	81
Bodybuilding	377	66	1	-	-	9	56
Fitness	298	30	1	-	-	4	25
Ju-Jitsu	302	11	-	-	-	-	11
Ju-Jitsu	302	11	-	-	-	-	11
Powerlifting	2,228	94	8	-	1	2	83
Bench Press	68	10	1	-	-	-	9
Force Athletique	158	2	-	-	-	-	2
Powerlifting	2,002	82	7	-	1	2	72

\*Sports/Disciplines as reported by Laboratories in ADAMS in 2021. Only sports/disciplines with AAF results are listed in the table. Therefore, the total Samples for the sport may be larger than the sum of the listed disciplines.

Table 5 - AAF Outcomes by Sport Category - AIMS Sports/Disciplines\* (continued)

Sport	Total Samples	Total AAFs	Medical Reasons	No Case to Answer	No Sanction	Pending	ADRV
Sambo	466	14	-	-	-	-	14
Sambo	466	14	-	-	-	-	14
Savate	43	1	1	-	-	-	-
Savate	43	1	1	-	-	-	-
Sport Fishing	12	2	2	-	-	-	-
Fresh Water Sport Fishing	8	1	1	-	-	-	-
Sport Fishing	4	1	1	-	-	-	-
Grand Total	3,903	234	13	-	1	16	204

\*Sports/Disciplines as reported by Laboratories in ADAMS in 2021. Only sports/disciplines with AAF results are listed in the table. Therefore, the total Samples for the sport may be larger than the sum of the listed disciplines.

Table 6 - AAF Outcomes by Sport Category - IPC Sports/Disciplines\*

Sport	Total Samples	Total AAFs	Medical Reasons	No Case to Answer	No Sanction	Pending	ADRV
Para-Alpine Skiing	236	1	-	1	-	-	-
Para-Alpine Skiing	236	1	-	1	-	-	-
Para-Athletics	4,045	39	16	9	-	1	13
Jumping - All Classes	463	9	2	3	-	1	3
Running Endurance - greater than	231	2	-	1	-	-	1
Running Middle Distance 800m -	409	4	-	4	-	-	-
Running Sprints 400m or less All	1,207	12	7	-	-	-	5
Seated Throws - Classes: F31-	281	4	2	-	-	-	2
Seated Throws - Classes: F54-F57	243	4	3	-	-	-	1
Standing Throws All Classes	787	3	1	1	-	-	1
Wheelchair Racing - All Distances	424	1	1	-	-	-	-
Para-Ice Hockey	236	1	-	-	-	-	1
Para-Ice Hockey	236	1	-	-	-	-	1
Para-Nordic Skiing	300	1	-	1	-	-	-
Para-Nordic Skiing	300	1	-	1	-	-	-
Para-Powerlifting	1,590	16	3	1	-	-	12
Para-Powerlifting	1,590	16	3	1	-	-	12
Para-Snowboard	104	1	1	-	-	-	-
Para-Snowboard	104	1	1	-	-	-	-
Para-Swimming	1,952	18	6	7	-	-	5
Classes: S10/SB9/SM10 - S14/SB14	905	11	1	7	-	-	3
Classes: S4/SB4/SM4 – S9/SB8/SM9	1,047	7	5	-	-	-	2
Shooting Para Sport	298	1	-	-	-	-	1
Shooting Para Sport	298	1	-	-	-	-	1
Grand Total	8,761	78	26	19	-	1	32

\*Sports/Disciplines as reported by Laboratories in ADAMS in 2021. Only sports/disciplines with AAF results are listed in the table. Therefore, the total Samples for the sport may be larger than the sum of the listed disciplines.

**Table 7 - AAF Outcomes by Sport Category - Sports/Disciplines for Athletes with an Impairment\***

<b>Sport</b>	<b>Total Samples</b>	<b>Total AAFs</b>	<b>Medical Reasons</b>	<b>No Case to Answer</b>	<b>No Sanction</b>	<b>Pending</b>	<b>ADRV</b>
<b>Archery</b>	<b>292</b>	<b>7</b>	<b>3</b>	<b>2</b>	<b>1</b>	<b>1</b>	<b>-</b>
Para-Archery	292	7	3	2	1	1	-
<b>Athletics</b>	<b>9</b>	<b>2</b>	<b>-</b>	<b>-</b>	<b>-</b>	<b>-</b>	<b>2</b>
VIRTUS Long Distance 3000m and	9	2	-	-	-	-	2
<b>Badminton</b>	<b>290</b>	<b>2</b>	<b>1</b>	<b>-</b>	<b>-</b>	<b>-</b>	<b>1</b>
Para-Badminton	290	2	1	-	-	-	1
<b>Basketball</b>	<b>451</b>	<b>4</b>	<b>2</b>	<b>-</b>	<b>-</b>	<b>-</b>	<b>2</b>
Wheelchair Basketball	451	4	2	-	-	-	2
<b>Blind Football</b>	<b>153</b>	<b>2</b>	<b>-</b>	<b>2</b>	<b>-</b>	<b>-</b>	<b>-</b>
Para-Football 5-a-side	153	2	-	2	-	-	-
<b>Boccia</b>	<b>140</b>	<b>3</b>	<b>3</b>	<b>-</b>	<b>-</b>	<b>-</b>	<b>-</b>
Para-Boccia	140	3	3	-	-	-	-
<b>Cycling</b>	<b>1,080</b>	<b>17</b>	<b>8</b>	<b>1</b>	<b>-</b>	<b>-</b>	<b>8</b>
Para-Cycling	554	4	2	-	-	-	2
Para-Cycling Road	472	12	6	-	-	-	6
Para-Cycling Track Sprint	54	1	-	1	-	-	-
<b>Fencing</b>	<b>191</b>	<b>1</b>	<b>1</b>	<b>-</b>	<b>-</b>	<b>-</b>	<b>-</b>
Wheelchair Fencing	191	1	1	-	-	-	-
<b>Goalball</b>	<b>189</b>	<b>9</b>	<b>-</b>	<b>8</b>	<b>-</b>	<b>-</b>	<b>1</b>
Goalball	189	9	-	8	-	-	1
<b>Handball</b>	<b>6</b>	<b>1</b>	<b>-</b>	<b>-</b>	<b>-</b>	<b>-</b>	<b>1</b>
Wheelchair Handball	6	1	-	-	-	-	1
<b>Judo</b>	<b>388</b>	<b>4</b>	<b>-</b>	<b>1</b>	<b>-</b>	<b>-</b>	<b>3</b>
Para-Judo	388	4	-	1	-	-	3
<b>ParaVolley</b>	<b>327</b>	<b>1</b>	<b>-</b>	<b>-</b>	<b>-</b>	<b>-</b>	<b>1</b>
ParaVolley Sitting	327	1	-	-	-	-	1
<b>Rowing</b>	<b>385</b>	<b>2</b>	<b>2</b>	<b>-</b>	<b>-</b>	<b>-</b>	<b>-</b>
Para-Rowing	385	2	2	-	-	-	-
<b>Rugby Union</b>	<b>185</b>	<b>1</b>	<b>1</b>	<b>-</b>	<b>-</b>	<b>-</b>	<b>-</b>
Wheelchair Rugby	185	1	1	-	-	-	-
<b>Table Tennis</b>	<b>482</b>	<b>3</b>	<b>1</b>	<b>-</b>	<b>-</b>	<b>-</b>	<b>2</b>
Para-Table Tennis	482	3	1	-	-	-	2
<b>Taekwondo</b>	<b>237</b>	<b>2</b>	<b>2</b>	<b>-</b>	<b>-</b>	<b>-</b>	<b>-</b>
Para-Taekwondo-Kyorugi	237	2	2	-	-	-	-
<b>Tennis</b>	<b>360</b>	<b>1</b>	<b>-</b>	<b>-</b>	<b>-</b>	<b>-</b>	<b>1</b>
Wheelchair Tennis	360	1	-	-	-	-	1
<b>Triathlon</b>	<b>442</b>	<b>4</b>	<b>3</b>	<b>1</b>	<b>-</b>	<b>-</b>	<b>-</b>
Para-Triathlon	442	4	3	1	-	-	-
<b>Grand Total</b>	<b>5,607</b>	<b>66</b>	<b>27</b>	<b>15</b>	<b>1</b>	<b>1</b>	<b>22</b>

\*Sports/Disciplines as reported by Laboratories in ADAMS in 2021. Only sports/disciplines with AAF results are listed in the table. Therefore, the total Samples for the sport may be larger than the sum of the listed disciplines.

Table 8 - AAF Outcomes by Sport Category - Other Sports - Code Signatories\*

Sport	Total Samples	Total AAFs	Medical Reasons	No Case to Answer	No Sanction	Pending	ADRV
Australian Rules Football	273	4	-	3	-	-	1
Australian Rules Football	273	4	-	3	-	-	1
Karate	45	1	-	-	-	-	1
WKO Shinkyokushin	45	1	-	-	-	-	1
Kettlebell Lifting	106	3	-	-	-	-	3
Kettlebell Lifting	106	3	-	-	-	-	3
Powerlifting	5	5	-	-	-	-	5
WPC Powerlifting – AMADA	5	5	-	-	-	-	5
Rugby League	1,417	12	1	1	-	1	9
Rugby League	1,417	12	1	1	-	1	9
School Sports	90	5	-	1	-	-	4
Athletics Long distance 3000m or	23	1	-	-	-	-	1
Athletics Sprint 400m or less	62	3	-	-	-	-	3
Swimming Middle Distance 200-400m	5	1	-	1	-	-	-
Taekwondo	72	1	-	-	-	-	1
ITF Switzerland Taekwondo	72	1	-	-	-	-	1
Triathlon	294	1	-	-	-	-	1
Ironman	294	1	-	-	-	-	1
Grand Total	2,302	32	1	5	-	1	25

\*Sports/Disciplines as reported by Laboratories in ADAMS in 2021. Only sports/disciplines with AAF results are listed in the table. Therefore, the total Samples for the sport may be larger than the sum of the listed disciplines.

Table 9 - AAF Outcomes by Sport Category - Other Sports - Non-Code Signatories\*

Sport	Total Samples	Total AAFs	Medical Reasons	No Case to Answer	No Sanction	Pending	ADRV
American Football	211	7	3	1	-	-	3
University	211	7	3	1	-	-	3
Athletics	3	1	-	-	-	-	1
Short Trail	3	1	-	-	-	-	1
Football	34	2	-	-	-	-	2
University	34	2	-	-	-	-	2
Gaelic Games	76	1	1	-	-	-	-
Football	76	1	1	-	-	-	-
Ice Hockey	17	1	1	-	-	-	-
University	17	1	1	-	-	-	-
Rugby Union	16	2	1	-	-	-	1
University Fifteens	1	1	1	-	-	-	-
University Sevens	15	1	-	-	-	-	1
Grand Total	357	14	6	1	-	-	7

\*Sports/Disciplines as reported by Laboratories in ADAMS in 2021. Only sports/disciplines with AAF results are listed in the table. Therefore, the total Samples for the sport may be larger than the sum of the listed disciplines.

Table 10 - AAF Outcomes by Sport Category - ADO Specific- Code Signatories

Sport	Total Samples	Total AAFs	Medical Reasons	No Case to Answer	No Sanction	Pending	ADRV
Boxing	205	2	-	1	-	-	1
BBBOC Pro Boxing - UKAD	204	1	-	1	-	-	-
EBU Pro Boxing - SSI	1	1	-	-	-	-	1
Brazilian Jiu-Jitsu	23	1	-	-	-	-	1
Brazilian Jiu-Jitsu - ADSE	23	1	-	-	-	-	1
Flying Disc	4	1	-	-	-	-	1
Professional Disc Golf - SSI	4	1	-	-	-	-	1
Functional Fitness	21	2	1	-	-	-	1
Functional Fitness - ADNO	21	2	1	-	-	-	1
Kabaddi	25	1	-	-	-	-	1
Kabaddi - IND-NADO	25	1	-	-	-	-	1
Mixed Martial Arts	96	8	-	-	-	1	7
Mixed Martial Arts - ADSE	96	8	-	-	-	1	7
Grand Total	374	15	1	1	-	1	12

\*Sports/Disciplines as reported by Laboratories in ADAMS in 2021. Only sports/disciplines with AAF results are listed in the table. Therefore, the total Samples for the sport may be larger than the sum of the listed disciplines.

# Section 2

## Outcomes of 2021 AAFs by Testing Authority Category

Table 1 - AAF Outcomes by TA\* Category

TA Category	Total TAs	Total Samples**	Total AAFs	Medical Reasons	No Case to Answer	No Sanction	Pending	ADRV***
NADO	158	176,198	1,258	188	119	6	27	918
ASOIF - Assoc. of Summer Olympic International Federations	28	43,650	172	44	24	1	3	100
AIMS - Alliance of Independent Recognized Members of Sports	14	865	41	2	-	-	11	28
OTHER****	24	10,930	59	11	13	-	3	32
ARISF - Assoc. of IOC Recognized International Sports Federations	36	2,651	20	5	-	-	1	14
AIOWF - Assoc. of International Olympic Winter Sports Federations	7	6,168	3	1	-	-	-	2
Grand Total	142	240,462	1,553	251	156	7	45	1,094

\*The Testing Authority may have authorized a particular Sample collection; however, the TA might not be responsible for the Results Management process. Another organization (International Federation, National Anti-Doping Organization, or National Federation) may be the relevant Results Management Authority and therefore responsible for rendering a decision for a particular case.

\*\* Figures as reported in 2021 Anti-Doping Testing Figures Report, including urine and blood Samples in ADAMS excluding Athlete Biological Passport (ABP) Samples.

\*\*\* Based on each AAF, which may not be the same as the number of decisions rendered. A decision may refer to multiple AAFs from the same Athlete. Conversely, one AAF or several AAFs treated as one single ADRV may give rise to several decisions (first instance, appeal, CAS).

\*\*\*\* Organizations that are not included in the categories explicitly listed in this table.

Table 2 - AAF Outcomes by TA Category – NADO

ADAMS Code	TA Name	Total Samples	Total AAFs*	Medical Reasons	No Case to Answer	No Sanction	Pending	ADRV
ABCD	Autoridade Brasileira de Controle de Dopagem	4,605	52	1	1	1	-	49
ADAK	Anti-Doping Agency of Kenya	1,159	11	-	-	-	1	10
ADAMAS	Anti-Doping Agency of Malaysia	209	3	-	-	-	-	3
ADAS	Anti-Doping Agency of Serbia	496	8	-	-	-	-	8
ADD	Anti Doping Denmark	1,580	19	5	4	-	-	10
ADNO	Anti-Doping Norway	2,074	19	7	1	-	-	11
ADoP	Autoridade Antidopagem de Portugal	2,473	22	12	2	-	1	7
ADSE	Anti-Doping Sweden	2,832	24	13	2	-	1	8
AFLD-NADO	Agence Française de Lutte contre le Dopage	8,689	73	10	17	-	2	44
AIMS	Authority for Integrity in Maltese Sport (MLT-NADO)	206	2	-	-	1	-	1
ALB-NADO	National Antidoping Organisation of Albania	60	2	-	-	-	-	2

\* As reported in the 2021 Anti-Doping Testing Figures Report, including urine and blood Samples in ADAMS excluding ABP Samples.

**Table 2 - AAF Outcomes by TA Category – NADO (continued)**

ADAMS Code	TA Name	Total Samples	Total AAFs*	Medical Reasons	No Case to Answer	No Sanction	Pending	ADRV
AMAD	Agence Marocaine Antidopage	605	8	-	-	-	-	8
AMADA	Azerbaijan National Anti-Doping Agency (AMADA)	1,365	14	3	2	-	-	9
ANAD-Romania	Romanian National Anti-Doping Agency	2,971	34	2	4	1	-	27
ARG-CNAD	Argentina National Anti-Doping Agency	1,047	12	-	-	-	-	12
BEL-CFWB	French Community of Belgium NADO	1,046	9	3	-	-	-	6
BiH-NADO	Agency for Anti-Doping Control of Bosnia and	276	3	-	-	-	-	3
BNADA	Belarus National Anti-Doping Agency	3,300	26	-	-	-	-	26
BRN-NADO	Bahrain NADO	58	3	-	-	-	-	3
BSADA	Bermuda Sport Anti Doping Authority	43	1	1	-	-	-	-
BUL-NADO	Anti-Doping Centre Bulgaria	840	17	-	-	-	-	17
CADC	Czech Anti-Doping Committee	574	4	-	-	-	2	2
CCES	Canadian Centre for Ethics in Sport	3,186	17	8	1	-	-	8
CHINADA	China Anti-Doping Agency	24,501	57	1	37	-	-	19
CHI-NADO	Chile National Anti-Doping Commission	1,325	14	1	1	-	1	11
CIPH	Croatian Institute of Public Health	687	4	-	1	-	-	3
CMA Monaco	Comité Monegasque Antidopage	245	6	2	-	-	-	4
COL-NADO	Colombian NADO	1,979	12	1	-	1	-	10
CRC-NADO	Costa Rica NADO	224	6	-	-	-	-	6
CTADA	Chinese Taipei Anti-Doping Agency	615	3	-	-	-	-	3
CUB-NADO	Cuba National Anti-Doping Agency	692	2	2	-	-	-	-
DAN	Doping Authority Netherlands	2,230	12	10	1	-	-	1
DCAT	Doping Control Agency of Thailand	838	2	-	-	-	-	2

\* As reported in the 2021 Anti-Doping Testing Figures Report, including urine and blood Samples in ADAMS excluding ABP Samples.



**Table 2 - AAF Outcomes by TA Category – NADO (continued)**

ADAMS Code	TA Name	Total Samples	Total AAFs*	Medical Reasons	No Case to Answer	No Sanction	Pending	ADRV
EGY-NADO	Egypt National Anti-doping Organization	1,054	14	-	-	-	-	14
EOKAN	HADA - Hellenic Antidoping Agency	880	8	3	-	-	-	5
ESP-NADO	Spanish Commission for the Fight Against Doping in Sports	2,596	13	5	-	-	1	7
ESTCIS	Estonian Center for Integrity in Sports	273	2	-	-	-	-	2
ETH-ADA	Ethiopian Anti-doping Authority	828	2	-	-	-	-	2
FINCIS	Finnish Center for Integrity in Sports	2,386	6	1	-	-	-	5
GEO-NADO	Georgian Anti-Doping Agency	379	2	-	-	-	-	2
GUA-OAD	Guatemala NADO	102	7	-	-	-	-	7
HUNADO	Magyar Antidopping Csoport	1,566	7	-	-	-	-	7
IADO	Indonesia Anti-Doping Organization	1,154	10	-	-	-	-	10
IND-NADO	National Anti Doping Agency - India	1,794	42	-	-	-	-	42
IRI-NADO	Iran National Anti-Doping Organization	885	23	-	1	-	-	22
ISR-NADO	Israeli NADO	300	9	2	-	-	-	7
JADA	Japan Anti-Doping Agency	6,136	9	2	2	-	2	3
JADCO	Jamaica Anti-Doping Commission	569	2	-	-	-	-	2
JADO	Jordan Anti-doping Organization	52	3	-	-	-	1	2
KADA	Korea Anti-Doping Agency	3,017	20	1	4	-	1	14
KAZ-NADO	Kazakhstan National Anti-Doping Organization	2,524	31	2	-	-	-	29
KSA-NADO	Saudi arabian antidoping Committee (SAADC)	1,301	7	-	-	-	2	5
LAT-NADO	Latvijas Antidopinga birojs (Antidoping bureau of Latvia)	533	3	-	-	-	-	3
LBA-NOC	Libyan Anti Doping Committee	5	1	-	-	-	-	1

\* As reported in the 2021 Anti-Doping Testing Figures Report, including urine and blood Samples in ADAMS excluding ABP Samples.

**Table 2 - AAF Outcomes by TA Category – NADO (continued)**

ADAMS Code	TA Name	Total Samples	Total AAFs*	Medical Reasons	No Case to Answer	No Sanction	Pending	ADRV
LTU-NADO	Lithuanian Anti-Doping Agency	367	6	1	-	-	-	5
MEX-NADO	COMITE NACIONAL ANTIDOPAJE MEXICO	1,761	8	-	-	-	1	7
MGL-NADO	Mongolian National Anti-Doping Agency (MONADA)	236	7	-	-	-	-	7
NADA	German National Anti-Doping Agency	14,738	37	20	1	-	-	16
NADA Austria	National Anti-Doping Agency Austria GmbH	2,196	5	2	-	-	-	3
NADC Ukraine	National Anti-doping Center of Ukraine	2,291	39	-	3	-	1	35
NADC-KG	National Anti-Doping Organization Center of Kyrgyz	63	1	-	-	-	-	1
NADO ITALIA	NADO Italia	7,882	62	3	-	-	-	59
NADO Moldova	National Antidoping Agency of the Republic of Moldova	76	1	-	-	-	-	1
NADOF	NADO Flanders	1,768	12	4	1	-	-	7
NGR-NADO	Nigeria National Anti-Doping Committee	423	9	-	-	-	-	9
NIC-NADO	Nicaragua Anti-doping Organization	71	1	-	-	-	-	1
NOC-IRAQ	National Olympic Committee of Iraq	107	11	-	-	-	1	10
ONAD-CV	National Anti-Doping Organization of Cape Verde	67	1	-	-	-	-	1
PAN-NADO	Organizacion Nacional Antidopaje de Panama	295	5	2	-	-	-	3
PAR-NADO	Anti-Doping Paraguay	644	7	-	-	-	-	7
POLADA	Polish Anti-Doping Agency	1,803	20	-	-	-	-	20
QADC	Qatar Antidoping Commission	486	5	-	-	-	2	3
RUSADA	Russian National Anti-Doping Organization	10,001	85	2	5	1	-	77
SADA	Slovak Anti-Doping Agency	420	2	1	-	-	-	1
SAIDS	South African Institute for Drug-Free Sport	951	28	2	-	-	-	26
SI	Sport Ireland	1,115	2	1	-	-	-	1
SIA	Sport Integrity Australia	3,977	25	10	3	-	1	11

\* As reported in the 2021 Anti-Doping Testing Figures Report, including urine and blood Samples in ADAMS excluding ABP Samples.

Table 2 - AAF Outcomes by TA Category – NADO (continued)

ADAMS Code	TA Name	Total Samples	Total AAFs*	Medical Reasons	No Case to Answer	No Sanction	Pending	ADRV
SICNZ	Integrity Sport and Recreation Commission (ex DFSNZ)	981	2	-	-	-	-	2
SLOADO	Slovenian Antidoping Organization	621	2	-	-	-	-	2
SMR-NADO	NADO San Marino	25	1	-	-	-	-	1
SRI-NADO	Sri Lanka Anti Doping Agency	181	4	-	-	-	-	4
SSI	Swiss Sport Integrity	2,517	13	3	-	-	1	9
TADC	Turkish Anti Doping Commission	2,121	11	-	-	-	2	9
TJK-NADO	National Olympic Committee of the Republic of Tajikistan	24	2	-	-	-	-	2
UAE-NADO	United Arab Emirates National Anti-Doping Agency	611	11	-	-	-	-	11
UKAD	UK Anti-Doping	6,943	14	1	3	-	-	10
URU-NADO	Anti-Doping Uruguay	98	2	-	-	-	2	-
USADA	United States Anti-Doping Agency	7,017	85	38	22	1	-	24
UZNADA	National Anti-Doping Agency of Uzbekistan	386	10	-	-	-	1	9
Grand Total		174,083	1,258	188	119	6	27	918

\*As reported in the 2021 Anti-Doping Testing Figures Report, including urine and blood Samples in ADAMS excluding ABP Samples.

Table 3 - AAF Outcomes by TA Category - ASOIF IFs

ADAMS Code	TA Name	Total Samples	Total AAFs*	Medical Reasons	No Case to Answer	No Sanction	Pending	ADRV
BWF	Badminton World Federation	577	2	-	2	-	-	-
FEI	Fédération Equestre Internationale	238	2	-	1	-	-	1
FIBA	Fédération Internationale de Basketball	836	1	-	1	-	-	-
FIFA	Fédération Internationale de Football Association	8,293	7	-	1	-	1	5
FIG	International Gymnastics Federation	724	4	1	-	-	-	3

\*As reported in the 2021 Anti-Doping Testing Figures Report, including urine and blood Samples in ADAMS excluding ABP Samples.

Table 3 - AAF Outcomes by TA Category - ASOIF IFs (continued)

ADAMS Code	TA Name	Total Samples	Total AAFs*	Medical Reasons	No Case to Answer	No Sanction	Pending	ADRV
FIH	International Hockey Federation	203	1	1	-	-	-	-
FISA	World Rowing	651	2	2	-	-	-	-
IGF	International Golf Federation	135	2	2	-	-	-	-
IHF	International Handball Federation	682	1	-	-	-	-	1
IJF	International Judo Federation	573	6	3	2	-	-	1
ISA	International Surfing Association	46	1	-	1	-	-	-
ISSF	International Shooting Sport Federation	358	2	-	1	-	-	1
ITF	International Tennis Federation	5,494	25	4	2	-	1	18
IWF	International Weightlifting Federation	3,028	23	3	1	-	-	19
UCI	International Cycling Union	7,487	17	8	2	-	-	7
UIPM	International Modern Pentathlon Union	146	1	-	-	-	-	1
UWW	United World Wrestling	1,009	8	2	-	1	-	5
WA	World Archery Federation	270	3	-	1	-	-	2
World Aquatics	World Aquatics	3,716	14	10	3	-	-	1
World Athletics - AIU	World Athletics - Athletics Integrity Unit	4,720	28	3	3	-	-	22
World Rugby	World Rugby	1,406	7	2	-	-	-	5
World Triathlon	World Triathlon	927	12	3	3	-	-	6
WS	World Sailing	134	1	-	-	-	1	-
WSK	World Skate	200	1	-	-	-	-	1
WT	World Taekwondo	333	1	-	-	-	-	1
Grand Total		36,178	172	44	24	1	3	100

\*As reported in the 2021 Anti-Doping Testing Figures Report, including urine and blood Samples in ADAMS excluding ABP Samples.

Table 4 - AAF Outcomes by TA Category - Other Code Signatories

ADAMS Code	TA Name	Total Samples	Total AAFs*	Medical Reasons	No Case to Answer	No Sanction	Pending	ADRV
CONMEBOL	South American Football Confederation	3,340	4	-	-	-	3	1
IBA	International Boxing Association	434	2	-	-	-	-	2
IBSA	International Blind Sport Federation	79	2	-	1	-	-	1
IOC	International Olympic Committee	6,118	12	1	3	-	-	8
IPC	International Paralympic Committee	3,408	26	7	9	-	-	10
IUKL	International Union of Kettlebell Lifting	46	2	-	-	-	-	2
PASO	Pan American Sports Organization	773	5	1	-	-	-	4
UEFA	Union of European Football Associations	2,840	5	2	-	-	-	3
WPV	World ParaVolley	24	1	-	-	-	-	1
Grand Total		17,070	59	11	13	-	3	32

\*As reported in the 2021 Anti-Doping Testing Figures Report, including urine and blood Samples in ADAMS excluding ABP Samples.

Table 5 - AAF Outcomes by TA Category - AIMS IFs

ADAMS Code	TA Name	Total Samples	Total AAFs*	Medical Reasons	No Case to Answer	No Sanction	Pending	ADRV
CIPS	World Sport Angling Confederation	24	2	2	-	-	-	-
IFBB	International Fitness and Bodybuilding Federation	45	10	-	-	-	10	-
IPF	International Powerlifting Federation	450	17	-	-	-	-	17
JJIF	Ju Jitsu International Federation	162	7	-	-	-	-	7
WAF	World Armwrestling Federation	62	5	-	-	-	1	4
Grand Total		739	41	2	-	-	11	28

\*As reported in the 2021 Anti-Doping Testing Figures Report, including urine and blood Samples in ADAMS excluding ABP Samples.

Table 6 - AAF Outcomes by TA Category - ARISF IFs

ADAMS Code	TA Name	Total Samples	Total AAFs*	Medical Reasons	No Case to Answer	No Sanction	Pending	ADRV
FIAS	International SAMBO Federation	182	3	-	-	-	-	3
FIM	International Motorcycling Federation	101	1	1	-	-	-	-
FIPPOLO	Federation International of Polo	4	1	-	-	-	1	-
ICC	International Cricket Council	419	2	1	-	-	-	1
IFAF	International Federation of American Football	86	2	-	-	-	-	2
IFMA	International Federation of Muaythai Associations	43	1	-	-	-	-	1
IOF	International Orienteering Federation	68	1	1	-	-	-	-
IWWF	International Waterski & Wakeboard Federation	72	1	-	-	-	-	1
TWIF	Tug-of-War International Federation	19	1	1	-	-	-	-
UIAA	Union Internationale des Associations d'alpinisme	10	1	-	-	-	-	1
WBSC	World Baseball Softball	253	2	1	-	-	-	1
WCBS	World Confederation of Billiards Sports	14	1	-	-	-	-	1
WKF	World Karate Federation	181	3	-	-	-	-	3
Grand Total		1,455	20	5	-	-	1	14

\*As reported in the 2021 Anti-Doping Testing Figures Report, including urine and blood Samples in ADAMS excluding ABP Samples.

Table 7 - AAF Outcomes by TA Category - AIOWF IFs

ADAMS Code	TA Name	Total Samples	Total AAFs	Medical Reasons	No Case to Answer	No Sanction	Pending	ADRV
IIHF	International Ice Hockey	887	3	1	-	-	-	2
Grand Total		887	3	1	-	-	-	2

\*As reported in the 2021 Anti-Doping Testing Figures Report, including urine and blood Samples in ADAMS excluding ABP Samples.

# Section 3

## Outcomes of 2021 Total Analytical ADRVs

Table 1 - Total analytical ADRVs\* from Athletes by Sport Category

		Urine				Blood				
		Out-Of-Competition		In-Competition		Out-Of-Competition		In-Competition		
Ranking by Total ADRVs	Sport Category	M	F	M	F	M	F	M	F	Total Analytical ADRV***
1	ASOIF	122	57	373	110	12	6	3	-	683
2	AIMS	32	6	129	35	2	-	-	-	204
3	ARISF	8	1	54	14	-	-	-	-	77
4	AIOWF	7	9	13	3	-	-	-	-	32
5	IPC	12	5	11	4	-	-	-	-	32
6	OTHER-CS	4	1	14	6	-	-	-	-	25
7	IMPAIRED	6	4	10	1	-	1	-	-	22
8	ADO Specific-CS	1	-	11	-	-	-	-	-	12
9	OTHER Sports **	-	-	6	1	-	-	-	-	7
	Grand Total	192	83	621	174	14	7	3	-	1,094

\*Based on each AAF or violation, which may not be the same as the number of decisions rendered. A decision may refer to multiple AAFs from the same Athlete. Conversely, one AAF or several AAFs treated as one single ADRV may give rise to several decisions (first instance, appeal, CAS).

\*\* Sports associated with organizations that are not included in the categories explicitly listed in this table and whom are not Code Signatories.

\*\*\* Not figured in this table: 1 Dried Blood Spot ADRV.

Table 2 - Total analytical ADRVs from Athletes - ASOIF Sports by Nationality\*

		Urine				Blood				
		Out-Of-Competition		In-Competition		Out-Of-Competition		In-Competition		
Ranking by Total ADRVs	Sport - Nationality	M	F	M	F	M	F	M	F	Total Analytical ADRV
8	Aquatics	8	2	11	1	-	-	-	-	22
	Kazakhstan	1	-	-	-	-	-	-	-	1
	Germany	-	-	1	-	-	-	-	-	1
	Belarus	-	-	1	1	-	-	-	-	2
	Russia	-	-	2	-	-	-	-	-	2
	Iran	1	-	-	-	-	-	-	-	1
	Egypt	-	-	2	-	-	-	-	-	2
	Paraguay	-	-	1	-	-	-	-	-	1
	Uzbekistan	1	-	-	-	-	-	-	-	1
	Brazil	1	-	-	-	-	-	-	-	1
	United States of America	-	-	1	-	-	-	-	-	1
	Bulgaria	3	-	-	-	-	-	-	-	3
	Bosnia and Herzegovina	-	-	2	-	-	-	-	-	2
	Bahamas	-	1	-	-	-	-	-	-	1
	Senegal	-	-	1	-	-	-	-	-	1
	Ukraine	1	1	-	-	-	-	-	-	2

\*As indicated in the decisions received by WADA.



**Table 2 - Total analytical ADRVs from Athletes - ASOIF Sports by Nationality\* (continued)**

		Urine				Blood				
		Out-Of-Competition		In-Competition		Out-Of-Competition		In-Competition		
Ranking by Total ADRVs	Sport - Nationality	M	F	M	F	M	F	M	F	Total Analytical ADRV
19	Archery	-	-	3	3	-	-	-	-	6
	Italy	-	-	2	-	-	-	-	-	2
	United States of America	-	-	1	-	-	-	-	-	1
	France	-	-	-	1	-	-	-	-	1
	India	-	-	-	2	-	-	-	-	2
1	Athletics	35	19	53	30	5	4	1	-	147
	United Arab Emirates	-	-	1	-	-	-	-	-	1
	Kazakhstan	1	-	3	2	-	-	-	-	6
	Georgia	1	-	-	-	-	-	-	-	1
	Saudi Arabia	-	-	2	-	-	-	-	-	2
	Nigeria	-	4	-	2	-	1	-	-	7
	Jamaica	1	-	-	-	-	-	-	-	1
	Iraq	1	-	3	1	-	-	-	-	5
	Lebanon	-	-	1	-	-	-	-	-	1
	Germany		-	1	-	-	-	-	-	1
	Belarus	1	1	-	-	-	-	-	-	2
	Austria	-	-	1	-	-	-	-	-	1
	Russia	3	3	2	3	2	-	-	-	13
	Morocco	2	-	1	1	-	-	-	-	4
	Bahrain	1	2	-	-	1	-	1	-	5
	Ethiopia	1	-	3	1	1	-	-	-	6
	Iran	1	-	2	-	-	-	-	-	3
	Italy	-	-	4	-	-	-	-	-	4
	Poland	1	1	-	-	-	-	-	-	2
	Indonesia	-	1	-	-	-	-	-	-	1
	Egypt	-	-	2	1	-	-	-	-	3
	South Africa	2	-	1	-	-	-	-	-	3
	Moldova	-	-	-	2	-	-	-	-	2
	Greece	-	-	1	-	-	-	-	-	1
	Chile	-	-	4	-	-	-	-	-	4
	Colombia	-	-	-	-	-	1	-	-	1
	Switzerland	2	-	1	-	-	-	-	-	3

\*As indicated in the decisions received by WADA.

Table 2 - Total analytical ADRVs from Athletes - ASOIF Sports by Nationality\* (continued)

		Urine				Blood				
		Out-Of-Competition		In-Competition		Out-Of-Competition		In-Competition		
Ranking by Total ADRVs	Sport - Nationality	M	F	M	F	M	F	M	F	Total Analytical ADRV
	Argentina	-	-	1	-	-	-	-	-	1
	Cyprus	-	-	-	1	-	-	-	-	1
	China	2	2	2	-	-	2	-	-	8
	Sri Lanka	1	-	-	-	-	-	-	-	1
	Kyrgyzstan	1	-	-	-	-	-	-	-	1
	Kuwait	1	-	-	-	-	-	-	-	1
	Brazil	-	1	2	1	-	-	-	-	4
	Kenya	4	3	3	7	-	-	-	-	17
	Tajikistan	1	-	-	-	-	-	-	-	1
	United States of America	-	1	1	2	-	-	-	-	4
	United Kingdom	-	-	1	-	-	-	-	-	1
	France	1	-	1	1	1	-	-	-	4
	India	4	-	8	4	-	-	-	-	16
	Lesotho	-	-	1	-	-	-	-	-	1
	Turkey	-	-	-	1	-	-	-	-	1
	Ukraine	2	-	-	-	-	-	-	-	2
11	Basketball	4	-	13	1	-	-	-	-	18
	United Arab Emirates	-	-	1	-	-	-	-	-	1
	Sweden	-	-	1	-	-	-	-	-	1
	Estonia	1	-	-	-	-	-	-	-	1
	Norway	-	-	2	-	-	-	-	-	2
	Jamaica	1	-	-	-	-	-	-	-	1
	Spain	-	-	1	-	-	-	-	-	1
	Italy	1	-	3	-	-	-	-	-	4
	Uzbekistan	1	-	-	-	-	-	-	-	1
	South Africa	-	-	1	-	-	-	-	-	1
	Slovenia	-	-	1	-	-	-	-	-	1
	Greece	-	-	3	-	-	-	-	-	3
	United States of America	-	-	-	1	-	-	-	-	1

\*As indicated in the decisions received by WADA.

Table 2 - Total analytical ADRVs from Athletes - ASOIF Sports by Nationality\* (continued)

		Urine				Blood				
		Out-Of-Competition		In-Competition		Out-Of-Competition		In-Competition		
Ranking by Total ADRVs	Sport - Nationality	M	F	M	F	M	F	M	F	Total Analytical ADRV
7	Boxing	3	3	16	6	-	-	-	-	28
	United Arab Emirates	-	-	-	1	-	-	-	-	1
	Sweden	-	-	1	-	-	-	-	-	1
	Canada	-	1	-	-	-	-	-	-	1
	Belarus	1	-	-	-	-	-	-	-	1
	Russia	-	-	1	-	-	-	-	-	1
	Denmark	-	-	1	-	-	-	-	-	1
	Italy	-	-	1	1	-	-	-	-	2
	Poland	1	-	1	-	-	-	-	-	2
	Japan	-	1	-	-	-	-	-	-	1
	Uzbekistan	-	-	1	-	-	-	-	-	1
	Greece	-	-	1	-	-	-	-	-	1
	Brazil	-	1	-	-	-	-	-	-	1
	Bulgaria	-	-	1	1	-	-	-	-	2
	Bosnia and Herzegovina	-	-	2	-	-	-	-	-	2
	Belgium	-	-	2	-	-	-	-	-	2
	Romania	-	-	3	1	-	-	-	-	4
	Serbia	-	-	1	-	-	-	-	-	1
	Turkey	-	-	-	1	-	-	-	-	1
	Ukraine	1	-	-	1	-	-	-	-	2
12	Canoe	4	-	10	1	-	-	-	-	15
	Kazakhstan	-	-	2	-	-	-	-	-	2
	Belarus	-	-	2	-	-	-	-	-	2
	Poland	1	-	-	-	-	-	-	-	1
	Chile	-	-	1	-	-	-	-	-	1
	Argentina	-	-	1	-	-	-	-	-	1
	India	-	-	2	-	-	-	-	-	2
	Ukraine	3	-	2	1	-	-	-	-	6
2	Cycling	19	3	68	11	3	-	2	-	106
	United Arab Emirates	1	1	-	-	-	-	-	-	2
	Korea	-	-	-	1	-	-	-	-	1

\*As indicated in the decisions received by WADA.

**Table 2 - Total analytical ADRVs from Athletes - ASOIF Sports by Nationality\* (continued)**

		Urine				Blood				
		Out-Of-Competition		In-Competition		Out-Of-Competition		In-Competition		
Ranking by Total ADRVs	Sport - Nationality	M	F	M	F	M	F	M	F	Total Analytical ADRV
	Kazakhstan	1	-	1	1	-	-	-	-	3
	Costa Rica	-	-	2	-	-	-	-	-	2
	Uruguay	-	-	4	-	-	-	-	-	4
	Spain	-	-	3	-	-	-	-	-	3
	Germany	-	-	1	-	-	-	-	-	1
	Belarus	-	-	3	-	-	-	-	-	3
	Russia	-	-	-	1	-	-	-	-	1
	Australia	-	-	-	1	-	-	-	-	1
	Iran	1	-	1	-	-	-	-	-	2
	Italy	7	1	13	2	2	-	2	-	27
	Poland	-	-	1	-	-	-	-	-	1
	Paraguay	-	-	1	-	-	-	-	-	1
	Uzbekistan	1	-	-	-	-	-	-	-	1
	South Africa	-	-	1	-	-	-	-	-	1
	Chile	-	-	2	1	-	-	-	-	3
	Colombia	4	-	3	-	1	-	-	-	8
	Switzerland	-	-	1	-	-	-	-	-	1
	Portugal	-	-	1	-	-	-	-	-	1
	Argentina	3	-	7	-	-	-	-	-	10
	Brazil	1	1	9	2	-	-	-	-	13
	United States of America	-	-	4	-	-	-	-	-	4
	Venezuela	-	-	-	1	-	-	-	-	1
	France	-	-	6	-	-	-	-	-	6
	Belgium	-	-	1	-	-	-	-	-	1
	Turkey	-	-	1	-	-	-	-	-	1
	Ukraine	-	-	2	1	-	-	-	-	3
21	Equestrian	-	-	4	-	-	-	-	-	4
	Germany	-	-	1	-	-	-	-	-	1
	Australia	-	-	1	-	-	-	-	-	1
	Italy	-	-	1	-	-	-	-	-	1
	Brazil	-	-	1	-	-	-	-	-	1
22	Fencing	-	-	2	1	-	-	-	-	3
	Poland	-	-	1	-	-	-	-	-	1
	Egypt	-	-	1	1	-	-	-	-	2

\*As indicated in the decisions received by WADA.

Table 2 - Total analytical ADRVs from Athletes - ASOIF Sports by Nationality\* (continued)

		Urine				Blood				
		Out-Of-Competition		In-Competition		Out-Of-Competition		In-Competition		
Ranking by Total ADRVs	Sport - Nationality	M	F	M	F	M	F	M	F	Total Analytical ADRV
23	Field Hockey	-	-	2	-	-	-	-	-	2
	Czech Republic	-	-	1	-	-	-	-	-	1
	Belgium	-	-	1	-	-	-	-	-	1
4	Football	4	1	38	2	-	-	-	-	45
	United Arab Emirates	-	-	3	-	-	-	-	-	3
	Kazakhstan	-	-	1	-	-	-	-	-	1
	Saudi Arabia	-	-	2	-	-	-	-	-	2
	Norway	1	-	1	-	-	-	-	-	2
	Nigeria	-	-	1	-	-	-	-	-	1
	El Salvador	-	-	1	-	-	-	-	-	1
	Morocco	-	-	1	-	-	-	-	-	1
	Ethiopia	-	-	1	-	-	-	-	-	1
	Panama	-	-	1	-	-	-	-	-	1
	Poland	-	-	1	-	-	-	-	-	1
	Egypt	-	-	3	-	-	-	-	-	3
	Paraguay	-	-	1	1	-	-	-	-	2
	Côte d'Ivoire	-	-	1	-	-	-	-	-	1
	Chinese Taipei	-	-	-	1	-	-	-	-	1
	Portugal	-	-	3	-	-	-	-	-	3
	Djibouti	-	-	1	-	-	-	-	-	1
	Brazil	-	-	10	-	-	-	-	-	10
	Tajikistan	1	-	-	-	-	-	-	-	1
	Belgium	1	-	1	-	-	-	-	-	2
	United Kingdom	-	1	-	-	-	-	-	-	1
	France	-	-	2	-	-	-	-	-	2
	Bulgaria	1	-	-	-	-	-	-	-	1
	Gibraltar	-	-	2	-	-	-	-	-	2
	Romania	-	-	1	-	-	-	-	-	1
25	Golf	-	-	1	-	-	-	-	-	1
	Norway	-	-	1	-	-	-	-	-	1
16	Gymnastics	-	3	2	4	-	-	-	-	9
	Spain	-	-	-	1	-	-	-	-	1

\*As indicated in the decisions received by WADA.

Table 2 - Total analytical ADRVs from Athletes - ASOIF Sports by Nationality\* (continued)

		Urine				Blood				
		Out-Of-Competition		In-Competition		Out-Of-Competition		In-Competition		
Ranking by Total ADRVs	Sport - Nationality	M	F	M	F	M	F	M	F	Total Analytical ADRV
	Russia	-	1	-	-	-	-	-	-	1
	Denmark	-	-	2	-	-	-	-	-	2
	Argentina	-	1	-	1	-	-	-	-	2
	India	-	1	-	-	-	-	-	-	1
	Turkey	-	-	-	1	-	-	-	-	1
	Ukraine	-	-	-	1	-	-	-	-	1
14	Handball	1	2	9	1	-	-	-	-	13
	Sweden	-	-	1	-	-	-	-	-	1
	Saudi Arabia	-	-	1	-	-	-	-	-	1
	Norway	1	-	-	-	-	-	-	-	1
	Austria	-	-	-	1	-	-	-	-	1
	Italy	-	-	1	-	-	-	-	-	1
	Slovenia	-	1	-	-	-	-	-	-	1
	Latvia	-	-	1	-	-	-	-	-	1
	Qatar	-	-	3	-	-	-	-	-	3
	Bulgaria	-	-	1	-	-	-	-	-	1
	Romania	-	1	-	-	-	-	-	-	1
	Serbia	-	-	1	-	-	-	-	-	1
13	Judo	3	1	7	4	-	-	-	-	15
	Kazakhstan	-	-	-	1	-	-	-	-	1
	Nigeria	-	-	-	1	-	-	-	-	1
	Mongolia	1	-	-	-	-	-	-	-	1
	Germany	-	-	2	-	-	-	-	-	2
	Poland	-	-	-	1	-	-	-	-	1
	Egypt	1	-	-	-	-	-	-	-	1
	Uzbekistan	1	-	1	-	-	-	-	-	2
	Moldova	-	-	1	-	-	-	-	-	1
	China	-	1	-	-	-	-	-	-	1
	Bulgaria	-	-	1	-	-	-	-	-	1
	Romania	-	-	-	1	-	-	-	-	1
	Serbia	-	-	1	-	-	-	-	-	1

\*As indicated in the decisions received by WADA.

Table 2 - Total analytical ADRVs from Athletes - ASOIF Sports by Nationality\* (continued)

		Urine				Blood				
		Out-Of-Competition		In-Competition		Out-Of-Competition		In-Competition		
Ranking by Total ADRVs	Sport - Nationality	M	F	M	F	M	F	M	F	Total Analytical ADRV
	Ukraine	-	-	1	-	-	-	-	-	1
26	Modern Pentathlon	1	-	-	-	-	-	-	-	1
	Russia	1	-	-	-	-	-	-	-	1
20	Rowing	2	1	3	-	-	-	-	-	6
	Russia	2	-	1	-	-	-	-	-	3
	South Africa	-	1	-	-	-	-	-	-	1
	Latvia	-	-	1	-	-	-	-	-	1
	Ukraine	-	-	1	-	-	-	-	-	1
5	Rugby Union	11	1	30	2	-	-	-	-	44
	Monaco	2	-	-	-	-	-	-	-	2
	Korea	-	-	1	-	-	-	-	-	1
	Kazakhstan	-	-	1	-	-	-	-	-	1
	Georgia	1	-	1	-	-	-	-	-	2
	Spain	-	-	1	-	-	-	-	-	1
	Russia	-	-	2	1	-	-	-	-	3
	Australia	2	-	1	-	-	-	-	-	3
	Denmark	-	-	2	-	-	-	-	-	2
	Italy	1	-	2	-	-	-	-	-	3
	Japan	1	-	-	-	-	-	-	-	1
	South Africa	-	-	3	-	-	-	-	-	3
	Colombia	1	-	-	1	-	-	-	-	2
	Argentina	1	-	-	-	-	-	-	-	1
	Malta	-	-	1	-	-	-	-	-	1
	Namibia	-	-	1	-	-	-	-	-	1
	Kenya	-	-	1	-	-	-	-	-	1
	United Kingdom	1	-	-	-	-	-	-	-	1
	France	1	-	6	-	-	-	-	-	7
	India	-	1	-	-	-	-	-	-	1
	Romania	-	-	7	-	-	-	-	-	7
17	Shooting	-	2	3	3	-	-	-	-	8

\*As indicated in the decisions received by WADA.

Table 2 - Total analytical ADRVs from Athletes - ASOIF Sports by Nationality\* (continued)

		Urine				Blood				
		Out-Of-Competition		In-Competition		Out-Of-Competition		In-Competition		
Ranking by Total ADRVs	Sport - Nationality	M	F	M	F	M	F	M	F	Total Analytical ADRV
	Kazakhstan	-	-	-	1	-	-	-	-	1
	Mongolia	-	1	-	-	-	-	-	-	1
	Albania	-	-	1	-	-	-	-	-	1
	Iran	-	-	-	1	-	-	-	-	1
	Italy	-	-	2	-	-	-	-	-	2
	China	-	1	-	-	-	-	-	-	1
	India	-	-	-	1	-	-	-	-	1
24	Table Tennis	-	-	2	-	-	-	-	-	2
	Italy	-	-	2	-	-	-	-	-	2
18	Taekwondo	2	2	3	-	-	-	-	-	7
	Korea	1	-	-	-	-	-	-	-	1
	Spain	-	-	1	-	-	-	-	-	1
	Croatia	-	-	1	-	-	-	-	-	1
	Denmark	-	1	-	-	-	-	-	-	1
	Iran	-	1	-	-	-	-	-	-	1
	China	1	-	-	-	-	-	-	-	1
	France	-	-	1	-	-	-	-	-	1
10	Tennis	-	1	10	8	-	-	-	-	19
	Nigeria	-	-	1	-	-	-	-	-	1
	Russia	-	1	3	3	-	-	-	-	7
	Italy	-	-	1	1	-	-	-	-	2
	Poland	-	-	1	-	-	-	-	-	1
	Zimbabwe	-	-	-	1	-	-	-	-	1
	Colombia	-	-	1	-	-	-	-	-	1
	Malaysia	-	-	-	1	-	-	-	-	1
	United States of America	-	-	-	1	-	-	-	-	1
	Belgium	-	-	1	-	-	-	-	-	1
	Turkey	-	-	-	1	-	-	-	-	1
	Ukraine	-	-	2	-	-	-	-	-	2
9	Triathlon	2	3	7	6	1	2	-	-	21
	United Arab Emirates	-	-	3	-	-	-	-	-	3
	Austria	-	-	-	2	-	-	-	-	2

\*As indicated in the decisions received by WADA.



Table 2 - Total analytical ADRVs from Athletes - ASOIF Sports by Nationality\* (continued)

		Urine				Blood				
		Out-Of-Competition		In-Competition		Out-Of-Competition		In-Competition		
Ranking by Total ADRVs	Sport - Nationality	M	F	M	F	M	F	M	F	Total Analytical ADRV
	Russia	2	-	2	1	1	-	-	-	6
	Iran	-	1	1	1	-	1	-	-	4
	Italy	-	-	-	1	-	-	-	-	1
	South Africa	-	1	-	-	-	-	-	-	1
	United States of America	-	-	1	-	-	-	-	-	1
	Ukraine	-	1	-	1	-	1	-	-	3
15	Volleyball	-	3	7	1	-	-	-	-	11
	United Arab Emirates	-	-	1	-	-	-	-	-	1
	Saudi Arabia	-	-	1	-	-	-	-	-	1
	Austria	-	1	-	-	-	-	-	-	1
	Germany	-	-	1	-	-	-	-	-	1
	Russia	-	-	1	-	-	-	-	-	1
	Denmark	-	-	1	-	-	-	-	-	1
	Iran	-	-	1	-	-	-	-	-	1
	Italy	-	-	1	-	-	-	-	-	1
	Paraguay	-	1	-	-	-	-	-	-	1
	Brazil	-	1	-	1	-	-	-	-	2
3	Weightlifting	14	9	38	24	3	-	-	-	88
	Kazakhstan	2	-	-	1	-	-	-	-	3
	Netherlands	-	-	-	1	-	-	-	-	1
	Guatemala	-	1	-	-	-	-	-	-	1
	Mexico	-	-	1	-	-	-	-	-	1
	Iraq	-	-	1	-	-	-	-	-	1
	Iceland	-	-	-	1	-	-	-	-	1
	Albania	-	-	1	-	-	-	-	-	1
	Germany	-	-	-	1	-	-	-	-	1
	Belarus	-	1	2	3	-	-	-	-	6
	Russia	2	-	6	2	-	-	-	-	10
	Australia	-	-	-	1	-	-	-	-	1
	Denmark	-	1	2	-	-	-	-	-	3
	Ecuador	-	-	2	-	-	-	-	-	2
	Iran	-	1	2	-	-	-	-	-	3
	Panama	-	-	1	-	-	-	-	-	1

\*As indicated in the decisions received by WADA.

**Table 2 - Total analytical ADRVs from Athletes - ASOIF Sports by Nationality\* (continued)**

		Urine				Blood				
		Out-Of-Competition		In-Competition		Out-Of-Competition		In-Competition		
Ranking by Total ADRVs	Sport - Nationality	M	F	M	F	M	F	M	F	Total Analytical ADRV
	Poland	-	-	1	-	-	-	-	-	1
	Indonesia	-	1	1	-	-	-	-	-	2
	Paraguay	1	-	-	-	-	-	-	-	1
	Uzbekistan	-	1	-	1	-	-	-	-	2
	Greece	-	1	1	-	-	-	-	-	2
	Chile	-	-	1	1	-	-	-	-	2
	Libya	-	-	1	-	-	-	-	-	1
	Pakistan	1	-	2	-	-	-	-	-	3
	Azerbaijan	-	-	-	1	-	-	-	-	1
	Malaysia	2	-	-	1	-	-	-	-	3
	Brazil	-	1	3	5	2	-	-	-	11
	United States of America	2	-	4	2	-	-	-	-	8
	Venezuela	1	-	-	-	-	-	-	-	1
	Hungary	2	-	-	-	-	-	-	-	2
	Honduras	-	-	1	-	-	-	-	-	1
	Bulgaria	-	-	2	-	1	-	-	-	3
	India	-	-	1	-	-	-	-	-	1
	Turkey	1	1	-	-	-	-	-	-	2
	Ukraine	-	-	1	3	-	-	-	-	4
6	Wrestling	9	1	31	1	-	-	-	-	42
	Kazakhstan	3	-	-	-	-	-	-	-	3
	Georgia	-	-	2	-	-	-	-	-	2
	Estonia	1	-	-	-	-	-	-	-	1
	Guatemala	-	-	1	-	-	-	-	-	1
	Mongolia	-	-	4	-	-	-	-	-	4
	Iraq	-	-	3	-	-	-	-	-	3
	Belarus	-	-	3	-	-	-	-	-	3
	Russia	-	-	5	-	-	-	-	-	5
	Iran	-	-	1	-	-	-	-	-	1
	Poland	-	-	1	-	-	-	-	-	1
	Uzbekistan	-	1	-	-	-	-	-	-	1
	New Zealand	1	-	-	-	-	-	-	-	1
	Azerbaijan	-	-	1	-	-	-	-	-	1

\*As indicated in the decisions received by WADA.

Table 2 - Total analytical ADRVs from Athletes - ASOIF Sports by Nationality\* (continued)

		Urine				Blood				
		Out-Of-Competition		In-Competition		Out-Of-Competition		In-Competition		
Ranking by Total ADRVs	Sport - Nationality	M	F	M	F	M	F	M	F	Total Analytical ADRV
	Brazil	-	-	1	-	-	-	-	-	1
	United States of America	1	-	-	-	-	-	-	-	1
	France	-	-	1	-	-	-	-	-	1
	India	-	-	4	-	-	-	-	-	4
	Romania	-	-	1	-	-	-	-	-	1
	Turkey	2	-	1	-	-	-	-	-	3
	Ukraine	1	-	2	1	-	-	-	-	4
	Grand Total	122	57	373	110	12	6	3	-	683

\*As indicated in the decisions received by WADA.

Table 3 - Total analytical ADRVs from Athletes - AIMS Sports by Nationality\*

		Urine				Blood				
		Out-Of-Competition		In-Competition		Out-Of-Competition		In-Competition		
Ranking by Total ADRVs	Sport - Nationality	M	F	M	F	M	F	M	F	Total Analytical ADRV
3	Arm Wrestling	5	-	8	2	-	-	-	-	15
	Kazakhstan	4	-	1	-	-	-	-	-	5
	Norway	1	-	-	-	-	-	-	-	1
	Bulgaria	-	-	1	-	-	-	-	-	1
	Romania	-	-	4	-	-	-	-	-	4
	Ukraine	-	-	2	2	-	-	-	-	4
2	Bodybuilding	15	2	45	17	2	-	-	-	81
	Korea	4	-	4	-	-	-	-	-	8
	Costa Rica	-	-	1	1	-	-	-	-	2
	Guatemala	2	-	1	1	-	-	-	-	4
	Mongolia	-	-	-	1	-	-	-	-	1
	Mexico	1	-	1	2	-	-	-	-	4
	Lithuania	-	-	3	-	-	-	-	-	3
	Jordan	-	-	2	-	-	-	-	-	2
	Jamaica	1	-	-	-	-	-	-	-	1

\*As indicated in the decisions received by WADA.

Table 3 - Total analytical ADRVs from Athletes - AIMS Sports by Nationality\* (continued)

		Urine				Blood				
		Out-Of-Competition		In-Competition		Out-Of-Competition		In-Competition		
Ranking by Total ADRVs	Sport - Nationality	M	F	M	F	M	F	M	F	Total Analytical ADRV
	Belarus	1	-	-	-	-	-	-	-	1
	El Salvador	-	-	1	1	-	-	-	-	2
	Russia	-	-	4	4	-	-	-	-	8
	Iran	-	-	1	-	-	-	-	-	1
	Indonesia	2	-	4	-	-	-	-	-	6
	Thailand	2	-	-	-	-	-	-	-	2
	South Africa	-	-	10	-	-	-	-	-	10
	Chinese Taipei	-	-	2	-	-	-	-	-	2
	Finland	-	1	-	-	2	-	-	-	3
	China	-	-	1	-	-	-	-	-	1
	Hungary	-	-	1	-	-	-	-	-	1
	France	-	-	1	-	-	-	-	-	1
	Bulgaria	-	-	-	3	-	-	-	-	3
	India	2	1	3	-	-	-	-	-	6
	Romania	-	-	2	2	-	-	-	-	4
	Serbia	-	-	3	2	-	-	-	-	5
5	Ju-Jitsu	2	-	6	3	-	-	-	-	11
	Angola	-	-	1	-	-	-	-	-	1
	United Arab Emirates	-	-	-	1	-	-	-	-	1
	Kazakhstan	2	-	2	-	-	-	-	-	4
	Mongolia	-	-	1	-	-	-	-	-	1
	Mexico	-	-	1	-	-	-	-	-	1
	Jordan	-	-	-	1	-	-	-	-	1
	Iran	-	-	1	-	-	-	-	-	1
	India	-	-	-	1	-	-	-	-	1
1	Powerlifting	9	4	59	11	-	-	-	-	83
	Kazakhstan	-	-	2	2	-	-	-	-	4
	Netherlands	-	-	1	-	-	-	-	-	1
	Mongolia	-	-	1	-	-	-	-	-	1
	Iraq	2	-	-	-	-	-	-	-	2
	Canada	1	-	1	-	-	-	-	-	2
	Germany	-	-	1	-	-	-	-	-	1
	Belarus	-	-	3	-	-	-	-	-	3

\*As indicated in the decisions received by WADA.

Table 3 - Total analytical ADRVs from Athletes - AIMS Sports by Nationality\* (continued)

		Urine				Blood				
		Out-Of-Competition		In-Competition		Out-Of-Competition		In-Competition		
Ranking by Total ADRVs	Sport - Nationality	M	F	M	F	M	F	M	F	Total Analytical ADRV
	Australia	-	-	-	1	-	-	-	-	1
	Russia	1	2	9	4	-	-	-	-	16
	Croatia	-	-	1	-	-	-	-	-	1
	Ecuador	1	-	1	1	-	-	-	-	3
	Iran	-	-	4	-	-	-	-	-	4
	Italy	1	-	2	-	-	-	-	-	3
	Panama	-	1	-	-	-	-	-	-	1
	Egypt	1	-	-	-	-	-	-	-	1
	South Africa	-	-	5	-	-	-	-	-	5
	Latvia	1	-	-	-	-	-	-	-	1
	China	-	-	4	-	-	-	-	-	4
	Brazil	-	1	2	1	-	-	-	-	4
	Sri Lanka	1	-	2	-	-	-	-	-	3
	Tajikistan	-	-	1	-	-	-	-	-	1
	Hungary	-	-	3	-	-	-	-	-	3
	France	-	-	1	-	-	-	-	-	1
	Belgium	-	-	2	-	-	-	-	-	2
	Guyana	-	-	2	-	-	-	-	-	2
	India	-	-	6	1	-	-	-	-	7
	Serbia	-	-	1	-	-	-	-	-	1
	Ukraine	-	-	4	1	-	-	-	-	5
4	Sambo	1	-	11	2	-	-	-	-	14
	Kazakhstan	-	-	2	-	-	-	-	-	2
	Belarus	-	-	1	-	-	-	-	-	1
	Russia	-	-	1	1	-	-	-	-	2
	Uzbekistan	-	-	2	-	-	-	-	-	2
	Azerbaijan	1	-	-	-	-	-	-	-	1
	Kyrgyzstan	-	-	1	-	-	-	-	-	1
	Bulgaria	-	-	3	1	-	-	-	-	4
	Romania	-	-	1	-	-	-	-	-	1
	Grand Total	32	6	129	35	2	-	-	-	204

\*As indicated in the decisions received by WADA.

Table 4 - Total analytical ADRVs from Athletes - ARISF Sports by Athlete Nationality\*

		Urine				Blood				
		Out-Of-Competition		In-Competition		Out-Of-Competition		In-Competition		
Ranking by Total ADRVs	Sport - Nationality	M	F	M	F	M	F	M	F	Total Analytical ADRV
5	American Football	1	-	5	-	-	-	-	-	6
	Canada	-	-	1	-	-	-	-	-	1
	Belarus	1	-	-	-	-	-	-	-	1
	Russia	-	-	1	-	-	-	-	-	1
	Finland	-	-	1	-	-	-	-	-	1
	United States of America	-	-	2	-	-	-	-	-	2
9	Automobile Sports	-	-	2	-	-	-	-	-	2
	Ireland	-	-	1	-	-	-	-	-	1
	Belgium	-	-	1	-	-	-	-	-	1
1	Baseball	1	-	10	-	-	-	-	-	11
	Korea	-	-	1	-	-	-	-	-	1
	Mexico	-	-	2	-	-	-	-	-	2
	Germany	-	-	3	-	-	-	-	-	3
	Australia	-	-	1	-	-	-	-	-	1
	Dominican Republic	-	-	1	-	-	-	-	-	1
	Colombia	-	-	1	-	-	-	-	-	1
	United States of America	-	-	1	-	-	-	-	-	1
	Nicaragua	1	-	-	-	-	-	-	-	1
17	Billiards Sports	-	-	1	-	-	-	-	-	1
	United States of America	-	-	1	-	-	-	-	-	1
10	Boules Sports	-	-	1	1	-	-	-	-	2
	Monaco	-	-	-	1	-	-	-	-	1
	France	-	-	1	-	-	-	-	-	1
18	Cheer	1	-	-	-	-	-	-	-	1
	Norway	1	-	-	-	-	-	-	-	1
11	Cricket	1	-	1	-	-	-	-	-	2
	Zimbabwe	-	-	1	-	-	-	-	-	1
	United Kingdom	1	-	-	-	-	-	-	-	1
19	DanceSport	-	-	1	-	-	-	-	-	1
	Italy	-	-	1	-	-	-	-	-	1

\*As indicated in the decisions received by WADA.

**Table 4 - Total analytical ADRVs from Athletes - ARISF Sports by Athlete Nationality\* (continued)**

		Urine				Blood				
		Out-Of-Competition		In-Competition		Out-Of-Competition		In-Competition		
Ranking by Total ADRVs	Sport - Nationality	M	F	M	F	M	F	M	F	Total Analytical ADRV
20	Floorball	-	-	1	-	-	-	-	-	1
	Norway	-	-	1	-	-	-	-	-	1
3	Karate	2	1	3	1	-	-	-	-	7
	Belarus	-	-	-	1	-	-	-	-	1
	Australia	-	-	1	-	-	-	-	-	1
	Iran	2	-	1	-	-	-	-	-	3
	Azerbaijan	-	1	-	-	-	-	-	-	1
	France	-	-	1	-	-	-	-	-	1
2	Kickboxing	1	-	10	-	-	-	-	-	11
	Croatia	-	-	1	-	-	-	-	-	1
	Italy	-	-	2	-	-	-	-	-	2
	Poland	1	-	-	-	-	-	-	-	1
	Portugal	-	-	3	-	-	-	-	-	3
	Bosnia and Herzegovina	-	-	1	-	-	-	-	-	1
	France	-	-	2	-	-	-	-	-	2
	Bulgaria	-	-	1	-	-	-	-	-	1
21	Lifesaving	-	-	-	1	-	-	-	-	1
	South Africa	-	-	-	1	-	-	-	-	1
7	Motorcycle Racing	-	-	3	-	-	-	-	-	3
	Sweden	-	-	1	-	-	-	-	-	1
	Lithuania	-	-	1	-	-	-	-	-	1
	Belgium	-	-	1	-	-	-	-	-	1
22	Mountaineering and Climbing	-	-	-	1	-	-	-	-	1
	Kazakhstan	-	-	-	1	-	-	-	-	1
6	Muaythai	-	-	4	-	-	-	-	-	4
	Sweden	-	-	2	-	-	-	-	-	2
	Uzbekistan	-	-	1	-	-	-	-	-	1
	Ukraine	-	-	1	-	-	-	-	-	1
23	Powerboating	1	-	-	-	-	-	-	-	1
	Hungary	1	-	-	-	-	-	-	-	1

\*As indicated in the decisions received by WADA.

Table 4 - Total analytical ADRVs from Athletes - ARISF Sports by Athlete Nationality\* (continued)

		Urine				Blood				
		Out-Of-Competition		In-Competition		Out-Of-Competition		In-Competition		
Ranking by Total ADRVs	Sport - Nationality	M	F	M	F	M	F	M	F	Total Analytical ADRV
4	Roller Sports	-	-	5	2	-	-	-	-	7
	Sweden	-	-	1	-	-	-	-	-	1
	Spain	-	-	1	-	-	-	-	-	1
	Ecuador	-	-	-	1	-	-	-	-	1
	Iran	-	-	1	1	-	-	-	-	2
	Italy	-	-	1	-	-	-	-	-	1
	Switzerland	-	-	1	-	-	-	-	-	1
12	Softball	-	-	-	2	-	-	-	-	2
	Mexico	-	-	-	1	-	-	-	-	1
24	Sport Climbing	-	-	1	-	-	-	-	-	1
	Portugal	-	-	1	-	-	-	-	-	1
13	Squash	-	-	1	1	-	-	-	-	2
	Italy	-	-	1	-	-	-	-	-	1
	Romania	-	-	-	1	-	-	-	-	1
25	Sumo	-	-	1	-	-	-	-	-	1
	Russia	-	-	1	-	-	-	-	-	1
14	Surfing	-	-	-	2	-	-	-	-	2
	Guatemala	-	-	-	2	-	-	-	-	2
15	Underwater Sports	-	-	1	1	-	-	-	-	2
	Egypt	-	-	1	-	-	-	-	-	1
	Colombia	-	-	-	1	-	-	-	-	1
16	Waterskiing	-	-	2	-	-	-	-	-	2
	Czech Republic	-	-	1	-	-	-	-	-	1
	Spain	-	-	1	-	-	-	-	-	1
8	Wushu	-	-	1	2	-	-	-	-	3
	Iran	-	-	-	1	-	-	-	-	1
	India	-	-	1	1	-	-	-	-	2
	Grand Total	8	1	54	14	-	-	-	-	77

\*As indicated in the decisions received by WADA.



Table 5 - Total analytical ADRVs from Athletes - AIOWF Sports by Nationality \*

		Urine				Blood				
		Out-Of-Competition		In-Competition		Out-Of-Competition		In-Competition		
Ranking by Total ADRVs	Sport - Nationality	M	F	M	F	M	F	M	F	Total Analytical ADRV
3	Biathlon	1	-	3	-	-	-	-	-	4
	Korea	1	-	-	-	-	-	-	-	1
	Ukraine	-	-	3	-	-	-	-	-	3
1	Ice Hockey	1	2	9	-	-	-	-	-	12
	Slovakia	-	-	1	-	-	-	-	-	1
	Norway	-	-	1	-	-	-	-	-	1
	Russia	1	-	1	-	-	-	-	-	2
	Italy	-	-	1	-	-	-	-	-	1
	Poland	-	-	1	-	-	-	-	-	1
	Switzerland	-	-	1	-	-	-	-	-	1
	United States of America	-	2	-	-	-	-	-	-	2
	France	-	-	1	-	-	-	-	-	1
	United Kingdom	-	-	2	-	-	-	-	-	2
2	Skating	2	7	-	3	-	-	-	-	12
	Germany	2	-	-	-	-	-	-	-	2
	Russia	-	-	-	2	-	-	-	-	2
	Israel	-	7	-	-	-	-	-	-	7
	Switzerland	-	-	-	1	-	-	-	-	1
4	Skiing	3	-	1	-	-	-	-	-	4
	Russia	-	-	1	-	-	-	-	-	1
	Finland	1	-	-	-	-	-	-	-	1
	Belgium	1	-	-	-	-	-	-	-	1
	Romania	1	-	-	-	-	-	-	-	1
	Grand Total	7	9	13	3	-	-	-	-	32

\*As indicated in the decisions received by WADA.

Table 6 - Total analytical ADRVs from Athletes - Other Sports - Code Signatories by Nationality\*

		Urine				Blood				
		Out-Of-Competition		In-Competition		Out-Of-Competition		In-Competition		
Ranking by Total ADRVs	Sport - Nationality	M	F	M	F	M	F	M	F	Total Analytical ADRV
5	Australian Rules Football	-	-	1	-	-	-	-	-	1
	Australia	-	-	1	-	-	-	-	-	1
6	Karate	-	-	1	-	-	-	-	-	1
	Lithuania	-	-	1	-	-	-	-	-	1
4	Kettlebell Lifting	-	-	1	2	-	-	-	-	3
	Belarus	-	-	1	-	-	-	-	-	1
	Russia	-	-	-	1	-	-	-	-	1
	Latvia	-	-	-	1	-	-	-	-	1
2	Powerlifting	-	-	5	-	-	-	-	-	5
	Azerbaijan	-	-	5	-	-	-	-	-	5
1	Rugby League	4	-	5	-	-	-	-	-	9
	Australia	-	-	1	-	-	-	-	-	1
	New Zealand	-	-	1	-	-	-	-	-	1
	United Kingdom	2	-	2	-	-	-	-	-	4
	France	2	-	1	-	-	-	-	-	3
3	School Sports	-	-	1	3	-	-	-	-	4
	China	-	-	1	3	-	-	-	-	4
7	Taekwondo	-	1	-	-	-	-	-	-	1
	Romania	-	1	-	-	-	-	-	-	1
8	Triathlon	-	-	-	1	-	-	-	-	1
	France	-	-	-	1	-	-	-	-	1
	Grand Total	4	1	14	6	-	-	-	-	25

\*As indicated in the decisions received by WADA.

Table 7 - Total analytical ADRVs from Athletes - Other Sports by Nationality\*

		Urine				Blood				
		Out-Of-Competition		In-Competition		Out-Of-Competition		In-Competition		
Ranking by Total ADRVs	Sport - Nationality	M	F	M	F	M	F	M	F	Total Analytical ADRV
1	American Football	-	-	3	-	-	-	-	-	3
	Canada	-	-	3	-	-	-	-	-	3
3	Athletics	-	-	1	-	-	-	-	-	1
	Cape Verde	-	-	1	-	-	-	-	-	1
2	Football	-	-	2	-	-	-	-	-	2
	Canada	-	-	2	-	-	-	-	-	2
4	Rugby Union	-	-	-	1	-	-	-	-	1
	Canada	-	-	-	1	-	-	-	-	1
	Grand Total	-	-	6	1	-	-	-	-	7

\*As indicated in the decisions received by WADA.

Table 8 - Total analytical ADRVs from Athletes - IPC Sports by Nationality \*

		Urine				Blood				
		Out-Of-Competition		In-Competition		Out-Of-Competition		In-Competition		
Ranking by Total ADRVs	Sport - Nationality	M	F	M	F	M	F	M	F	Total Analytical ADRV
1	Para-Athletics	5	2	5	1	-	-	-	-	13
	Korea	-	-	-	1	-	-	-	-	1
	Nigeria	1	-	2	-	-	-	-	-	3
	Morocco	3	-	-	-	-	-	-	-	3
	Iran	-	1	1	-	-	-	-	-	2
	Uzbekistan	1	-	-	-	-	-	-	-	1
	China	-	-	1	-	-	-	-	-	1
	United States of America	-	-	1	-	-	-	-	-	1
	Turkey	-	1	-	-	-	-	-	-	1
4	Para-Ice Hockey	-	-	1	-	-	-	-	-	1
	Russia	-	-	1	-	-	-	-	-	1
2	Para-Powerlifting	4	2	5	1	-	-	-	-	12
	Russia	1	-	2	-	-	-	-	-	3

\*As indicated in the decisions received by WADA.

Table 8 - Total analytical ADRVs from Athletes - IPC Sports by Nationality \* (continued)

		Urine				Blood				
		Out-Of-Competition		In-Competition		Out-Of-Competition		In-Competition		
Ranking by Total ADRVs	Sport - Nationality	M	F	M	F	M	F	M	F	Total Analytical ADRV
	Poland	-	-	1	-	-	-	-	-	1
	Egypt	1	1	-	-	-	-	-	-	2
	Chile	-	-	-	1	-	-	-	-	1
	Uzbekistan	2	1	1	-	-	-	-	-	4
	India	-	-	1	-	-	-	-	-	1
3	Para-Swimming	3	-	-	2	-	-	-	-	5
	Kazakhstan	1	-	-	-	-	-	-	-	1
	Russia	-	-	-	1	-	-	-	-	1
	Indonesia	-	-	-	1	-	-	-	-	1
	Ukraine	2	-	-	-	-	-	-	-	2
5	Shooting Para Sport	-	1	-	-	-	-	-	-	1
	United States of America	-	1	-	-	-	-	-	-	1
	Grand Total	12	5	11	4	-	-	-	-	32

\*As indicated in the decisions received by WADA.

Table 9 - Total analytical ADRVs from Athletes - Impaired Signatories Sports by Nationality\*

		Urine				Blood				
		Out-Of-Competition		In-Competition		Out-Of-Competition		In-Competition		
Ranking by Total ADRVs	Sport - Nationality	M	F	M	F	M	F	M	F	Total Analytical ADRV
3	Athletics	-	1	-	-	-	1	-	-	2
	Brazil	-	1	-	-	-	1	-	-	2
6	Badminton	1	-	-	-	-	-	-	-	1
	India	1	-	-	-	-	-	-	-	1
4	Basketball	1	-	1	-	-	-	-	-	2
	Spain	-	-	1	-	-	-	-	-	1
	Italy	1	-	-	-	-	-	-	-	1
1	Cycling	3	2	3	-	-	-	-	-	8
	Poland	3	1	3	-	-	-	-	-	7
	United Kingdom	-	1	-	-	-	-	-	-	1

\*As indicated in the decisions received by WADA.

Table 9 - Total analytical ADRVs from Athletes - Impaired Signatories Sports by Nationality\*

		Urine				Blood				
		Out-Of-Competition		In-Competition		Out-Of-Competition		In-Competition		
Ranking by Total ADRVs	Sport - Nationality	M	F	M	F	M	F	M	F	Total Analytical ADRV
7	Goalball	-	-	1	-	-	-	-	-	1
	Montenegro	-	-	1	-	-	-	-	-	1
8	Handball	-	-	1	-	-	-	-	-	1
	Netherlands	-	-	1	-	-	-	-	-	1
2	Judo	-	1	2	-	-	-	-	-	3
	Russia	-	-	2	-	-	-	-	-	2
	Azerbaijan	-	1	-	-	-	-	-	-	1
9	ParaVolley	-	-	1	-	-	-	-	-	1
	Latvia	-	-	1	-	-	-	-	-	1
5	Table Tennis	1	-	-	1	-	-	-	-	2
	Russia	-	-	-	1	-	-	-	-	1
	Brazil	1	-	-	-	-	-	-	-	1
10	Tennis	-	-	1	-	-	-	-	-	1
	Korea	-	-	1	-	-	-	-	-	1
	Grand Total	6	4	10	1	-	1	-	-	22

\*As indicated in the decisions received by WADA.

Table 10 - Total analytical ADRVs from Athletes - ADO Specific- Code Signatories Sports by Nationality\*

				Urine						Blood						
				Out-Of-Competition			In-Competition			Out-Of-Competition		In-Competition				
Ranking by Total ADRVs		Sport - Nationality		M		F		M		F		M		F		Total Analytical ADRV
2	Boxing	-	-	1	-	-	-	-						-	1	
	Switzerland	-	-	1	-	-	-	-						-	1	
3	Brazilian Jiu-Jitsu	-	-	1	-	-	-	-						-	1	
	Brazil	-	-	1	-	-	-	-						-	1	
4	Flying Disc	-	-	1	-	-	-	-						-	1	
	Switzerland	-	-	1	-	-	-	-						-	1	
5	Functional Fitness	1	-	-	-	-	-	-						-	1	
	Norway	1	-	-	-	-	-	-						-	1	

\*As indicated in the decisions received by WADA.

Table 10 - Total analytical ADRVs from Athletes - ADO Specific- Code Signatories Sports by Nationality\*

		Urine				Blood				
		Out-Of-Competition		In-Competition		Out-Of-Competition		In-Competition		
Ranking by Total ADRVs	Sport - Nationality	M	F	M	F	M	F	M	F	Total Analytical ADRV
6	Kabaddi	-	-	1	-	-	-	-	-	1
	India	-	-	1	-	-	-	-	-	1
1	Mixed Martial Arts	-	-	7	-	-	-	-	-	7
	Lithuania	-	-	1	-	-	-	-	-	1
	Portugal	-	-	2	-	-	-	-	-	2
	France	-	-	3	-	-	-	-	-	3
	Ukraine	-	-	1	-	-	-	-	-	1
	Grand Total	1	-	11	-	-	-	-	-	12

\*As indicated in the decisions received by WADA.

Table 11 - Total analytical ADRVs from Athletes by Nationality\* and Sport

		Urine				Blood				
		Out-Of-Competition		In-Competition		Out-Of-Competition		In-Competition		
Ranking by Total ADRVs	Sport - Nationality	M	F	M	F	M	F	M	F	Total Analytical ADRV
75	Albania	-	-	2	-	-	-	-	-	2
	Shooting	-	-	1	-	-	-	-	-	1
	Weightlifting	-	-	1	-	-	-	-	-	1
87	Angola	-	-	1	-	-	-	-	-	1
	Ju-Jitsu	-	-	1	-	-	-	-	-	1
18	Argentina	4	1	9	1	-	-	-	-	15
	Athletics	-	-	1	-	-	-	-	-	1
	Canoe	-	-	1	-	-	-	-	-	1
	Cycling	3	-	7	-	-	-	-	-	10
	Gymnastics	-	1	-	1	-	-	-	-	2
	Rugby Union	1	-	-	-	-	-	-	-	1
26	Australia	2	-	6	3	-	-	-	-	11
	Australian Rules Football	-	-	1	-	-	-	-	-	1
	Baseball	-	-	1	-	-	-	-	-	1
	Cycling	-	-	-	1	-	-	-	-	1

\*As indicated in the decisions received by WADA.

Table 11 - Total analytical ADRVs from Athletes by Nationality\* and Sport (continued)

		Urine				Blood				
		Out-Of-Competition		In-Competition		Out-Of-Competition		In-Competition		
Ranking by Total ADRVs	Sport - Nationality	M	F	M	F	M	F	M	F	Total Analytical ADRV
	Equestrian	-	-	1	-	-	-	-	-	1
	Karate	-	-	1	-	-	-	-	-	1
	Powerlifting	-	-	-	1	-	-	-	-	1
	Rugby League	-	-	1	-	-	-	-	-	1
	Rugby Union	2	-	1	-	-	-	-	-	3
	Weightlifting	-	-	-	1	-	-	-	-	1
54	Austria	-	1	1	3	-	-	-	-	5
	Athletics	-	-	1	-	-	-	-	-	1
	Handball	-	-	-	1	-	-	-	-	1
	Triathlon	-	-	-	2	-	-	-	-	2
	Volleyball	-	1	-	-	-	-	-	-	1
32	Azerbaijan	1	2	6	1	-	-	-	-	10
	Judo	-	1	-	-	-	-	-	-	1
	Karate	-	1	-	-	-	-	-	-	1
	Powerlifting	-	-	5	-	-	-	-	-	5
	Sambo	1	-	-	-	-	-	-	-	1
	Weightlifting	-	-	-	1	-	-	-	-	1
	Wrestling	-	-	1	-	-	-	-	-	1
88	Bahamas	-	1	-	-	-	-	-	-	1
	Aquatics	-	1	-	-	-	-	-	-	1
55	Bahrain	1	2	-	-	1	-	1	-	5
	Athletics	1	2	-	-	1	-	1	-	5
10	Belarus	4	2	16	5	-	-	-	-	27
	American Football	1	-	-	-	-	-	-	-	1
	Aquatics	-	-	1	1	-	-	-	-	2
	Athletics	1	1	-	-	-	-	-	-	2
	Bodybuilding	1	-	-	-	-	-	-	-	1
	Boxing	1	-	-	-	-	-	-	-	1
	Canoe	-	-	2	-	-	-	-	-	2
	Cycling	-	-	3	-	-	-	-	-	3
	Karate	-	-	-	1	-	-	-	-	1
	Kettlebell Lifting	-	-	1	-	-	-	-	-	1

\*As indicated in the decisions received by WADA.

Table 11 - Total analytical ADRVs from Athletes by Nationality\* and Sport (continued)

		Urine				Blood				
		Out-Of-Competition		In-Competition		Out-Of-Competition		In-Competition		
Ranking by Total ADRVs	Sport - Nationality	M	F	M	F	M	F	M	F	Total Analytical ADRV
	Powerlifting	-	-	3	-	-	-	-	-	3
	Sambo	-	-	1	-	-	-	-	-	1
	Weightlifting	-	1	2	3	-	-	-	-	6
	Wrestling	-	-	3	-	-	-	-	-	3
25	Belgium	2	-	10	-	-	-	-	-	12
	Automobile Sports	-	-	1	-	-	-	-	-	1
	Boxing	-	-	2	-	-	-	-	-	2
	Cycling	-	-	1	-	-	-	-	-	1
	Field Hockey	-	-	1	-	-	-	-	-	1
	Football	1	-	1	-	-	-	-	-	2
	Motorcycle Racing	-	-	1	-	-	-	-	-	1
	Powerlifting	-	-	2	-	-	-	-	-	2
	Skiing	1	-	-	-	-	-	-	-	1
	Tennis	-	-	1	-	-	-	-	-	1
56	Bosnia and Herzegovina	-	-	5	-	-	-	-	-	5
	Aquatics	-	-	2	-	-	-	-	-	2
	Boxing	-	-	2	-	-	-	-	-	2
	Kickboxing	-	-	1	-	-	-	-	-	1
3	Brazil	3	7	29	10	2	1	-	-	52
	Aquatics	1	-	-	-	-	-	-	-	1
	Athletics	-	2	2	1	-	-	-		6
	Boxing	-	1	-	-	-	-	-		1
	Brazilian Jiu-Jitsu	-	-	1	-	-	-	-	-	1
	Cycling	1	1	9	2	-	-	-	-	13
	Equestrian	-	-	1	-	-	-	-	-	1
	Football	-	-	10	-	-	-	-	-	10
	Powerlifting	-	1	2	1	-	-	-	-	4
	Table Tennis	1	-	-	-	-	-	-	-	1
	Volleyball	-	1	-	1	-	-	-	-	2
	Weightlifting	-	1	3	5	2	-	-	-	11
	Wrestling	-	-	1	-	-	-	-	-	1

\*As indicated in the decisions received by WADA.



Table 11 - Total analytical ADRVs from Athletes by Nationality\* and Sport (continued)

		Urine				Blood				
		Out-Of-Competition		In-Competition		Out-Of-Competition		In-Competition		
Ranking by Total ADRVs	Sport - Nationality	M	F	M	F	M	F	M	F	Total Analytical ADRV
14	Bulgaria	4	-	10	6	1	-	-	-	21
	Aquatics	3	-	-	-	-	-	-	-	3
	Arm Wrestling	-	-	1	-	-	-	-	-	1
	Bodybuilding	-	-	-	3	-	-	-	-	3
	Boxing	-	-	1	1	-	-	-	-	2
	Football	1	-	-	-	-	-	-	-	1
	Handball	-	-	1	-	-	-	-	-	1
	Judo	-	-	1	-	-	-	-	-	1
	Kickboxing	-	-	1	-	-	-	-	-	1
	Sambo	-	-	3	1	-	-	-	-	4
	Softball	-	-	-	1	-	-	-	-	1
	Weightlifting	-	-	2	-	1	-	-	-	3
33	Canada	1	1	7	1	-	-	-	-	10
	American Football	-	-	4	-	-	-	-	-	4
	Boxing	-	1	-	-	-	-	-	-	1
	Football	-	-	2	-	-	-	-	-	2
	Powerlifting	1	-	1	-	-	-	-	-	2
	Rugby Union	-	-	-	1	-	-	-		1
89	Cape Verde	-	-	1	-	-	-	-	-	1
	Athletics	-	-	1	-	-	-	-	-	1
27	Chile	-	-	8	3	-	-	-	-	11
	Athletics	-	-	4	-	-	-	-	-	4
	Canoe	-	-	1	-	-	-	-	-	1
	Cycling	-	-	2	1	-	-	-	-	3
	Para-Powerlifting	-	-	-	1	-	-	-	-	1
	Weightlifting	-	-	1	1	-	-	-	-	2
15	China	3	4	9	3	-	2	-	-	21
	Athletics	2	2	2	-	-	2	-	-	8
	Bodybuilding	-	-	1	-	-	-	-	-	1
	Judo	-	1	-	-	-	-	-	-	1
	Para-Athletics	-	-	1	-	-	-	-	-	1
	Powerlifting	-	-	4	-	-	-	-	-	4
	School Sports	-	-	1	3	-	-	-	-	4

\*As indicated in the decisions received by WADA.

Table 11 - Total analytical ADRVs from Athletes by Nationality\* and Sport (continued)

		Urine				Blood				
		Out-Of-Competition		In-Competition		Out-Of-Competition		In-Competition		
Ranking by Total ADRVs	Sport - Nationality	M	F	M	F	M	F	M	F	Total Analytical ADRV
	Shooting	-	1	-	-	-	-	-	-	1
	Taekwondo	1	-	-	-	-	-	-	-	1
63	Chinese Taipei	-	-	2	1	-	-	-	-	3
	Bodybuilding	-	-	2	-	-	-	-	-	2
	Football	-	-	-	1	-	-	-	-	1
21	Colombia	5	-	5	2	1	1	-	-	14
	Athletics	-	-	-	-	-	1	-	-	1
	Baseball	-	-	1	-	-	-	-	-	1
	Cycling	4	-	3	-	1	-	-	-	8
	Rugby Union	1	-	-	1	-	-	-	-	2
	Tennis	-	-	1	-	-	-	-	-	1
	Underwater Sports	-	-	-	1	-	-	-	-	1
59	Costa Rica	-	-	3	1	-	-	-	-	4
	Bodybuilding	-	-	1	1	-	-	-	-	2
	Cycling	-	-	2	-	-	-	-	-	2
90	Côte d'Ivoire	-	-	1	-	-	-	-	-	1
	Football	-	-	1	-	-	-	-	-	1
64	Croatia	-	-	3	-	-	-	-	-	3
	Kickboxing	-	-	1	-	-	-	-	-	1
	Powerlifting	-	-	1	-	-	-	-	-	1
	Taekwondo	-	-	1	-	-	-	-	-	1
91	Cyprus	-	-	-	1	-	-	-	-	1
	Athletics	-	-	-	1	-	-	-	-	1
76	Czech Republic	-	-	2	-	-	-	-	-	2
	Field Hockey	-	-	1	-	-	-	-	-	1
	Waterskiing	-	-	1	-	-	-	-	-	1
34	Denmark	-	2	8	-	-	-	-	-	10
	Boxing	-	-	1	-	-	-	-	-	1
	Gymnastics	-	-	2	-	-	-	-	-	2
	Rugby Union	-	-	2	-	-	-	-	-	2
	Taekwondo	-	1	-	-	-	-	-	-	1
	Volleyball	-	-	1	-	-	-	-	-	1
	Weightlifting	-	1	2	-	-	-	-	-	3

\*As indicated in the decisions received by WADA.

Table 11 - Total analytical ADRVs from Athletes by Nationality\* and Sport (continued)

		Urine				Blood				
		Out-Of-Competition		In-Competition		Out-Of-Competition		In-Competition		
Ranking by Total ADRVs	Sport - Nationality	M	F	M	F	M	F	M	F	Total Analytical ADRV
92	Djibouti	-	-	1	-	-	-	-	-	1
	Football	-	-	1	-	-	-	-	-	1
93	Dominican Republic	-	-	1	-	-	-	-	-	1
	Baseball	-	-	1	-	-	-	-	-	1
49	Ecuador	1	-	3	2	-	-	-	-	6
	Powerlifting	1	-	1	1	-	-	-	-	3
	Roller Sports	-	-	-	1	-	-	-	-	1
	Weightlifting	-	-	2	-	-	-	-	-	2
19	Egypt	3	1	9	2	-	-	-	-	15
	Aquatics	-	-	2	-	-	-	-	-	2
	Athletics	-	-	2	1	-	-	-	-	3
	Fencing	-	-	1	1	-	-	-	-	2
	Football	-	-	3	-	-	-	-	-	3
	Judo	1	-	-	-	-	-	-	-	1
	Para-Powerlifting	1	1	-	-	-	-	-	-	2
	Powerlifting	1	-	-	-	-	-	-	-	1
	Underwater Sports	-	-	1	-	-	-	-	-	1
65	El Salvador	-	-	2	1	-	-	-	-	3
	Bodybuilding	-	-	1	1	-	-	-	-	2
	Football	-	-	1	-	-	-	-	-	1
77	Estonia	2	-	-	-	-	-	-	-	2
	Basketball	1	-	-	-	-	-	-	-	1
	Wrestling	1	-	-	-	-	-	-	-	1
44	Ethiopia	1	-	4	1	1	-	-	-	7
	Athletics	1	-	3	1	1	-	-	-	6
	Football	-	-	1	-	-	-	-	-	1
57	Finland	1	1	1	-	2	-	-	-	5
	American Football	-	-	1	-	-	-	-	-	1

\*As indicated in the decisions received by WADA.

Table 11 - Total analytical ADRVs from Athletes by Nationality\* and Sport (continued)

		Urine				Blood				
		Out-Of-Competition		In-Competition		Out-Of-Competition		In-Competition		
Ranking by Total ADRVs	Sport - Nationality	M	F	M	F	M	F	M	F	Total Analytical ADRV
	Bodybuilding	-	1	-	-	2	-	-	-	3
	Skiing	1	-	-	-	-	-	-	-	1
7	France	4	-	28	3	1	-	-	-	36
	Archery	-	-	-	1	-	-	-	-	1
	Athletics	1	-	1	1	1	-	-	-	4
	Bodybuilding	-	-	1	-	-	-	-	-	1
	Boules Sports	-	-	1	-	-	-	-	-	1
	Cycling	-	-	6	-	-	-	-	-	6
	Football	-	-	2	-	-	-	-	-	2
	Ice Hockey	-	-	1	-	-	-	-	-	1
	Karate	-	-	1	-	-	-	-	-	1
	Kickboxing	-	-	2	-	-	-	-	-	2
	Mixed Martial Arts	-	-	3	-	-	-	-	-	3
	Powerlifting	-	-	1	-	-	-	-	-	1
	Rugby League	2	-	1	-	-	-	-	-	3
	Rugby Union	1	-	6	-	-	-	-	-	7
	Taekwondo	-	-	1	-	-	-	-	-	1
	Triathlon	-	-	-	1	-	-	-	-	1
	Wrestling	-	-	1	-	-	-	-	-	1
50	Georgia	2	-	4	-	-	-	-	-	6
	Athletics	1	-	-	-	-	-	-	-	1
	Rugby Union	1	-	1	-	-	-	-	-	2
	Weightlifting	-	-	1	-	-	-	-	-	1
	Wrestling	-	-	2	-	-	-	-	-	2
22	Germany	2	-	11	1	-	-	-	-	14
	Aquatics	-	-	1	-	-	-	-	-	1
	Athletics	-	-	1	-	-	-	-	-	1
	Baseball	-	-	3	-	-	-	-	-	3
	Cycling	-	-	1	-	-	-	-	-	1
	Equestrian	-	-	1	-	-	-	-	-	1
	Judo	-	-	2	-	-	-	-	-	2
	Powerlifting	-	-	1	-	-	-	-	-	1
	Skating	2	-	-	-	-	-	-	-	2

\*As indicated in the decisions received by WADA.

Table 11 - Total analytical ADRVs from Athletes by Nationality\* and Sport (continued)

		Urine				Blood				
		Out-Of-Competition		In-Competition		Out-Of-Competition		In-Competition		
Ranking by Total ADRVs	Sport - Nationality	M	F	M	F	M	F	M	F	Total Analytical ADRV
	Volleyball	-	-	1	-	-	-	-	-	1
	Weightlifting	-	-	-	1	-	-	-	-	1
78	Gibraltar	-	-	2	-	-	-	-	-	2
	Football	-	-	2	-	-	-	-	-	2
45	Greece	-	1	6	-	-	-	-	-	7
	Athletics	-	-	1	-	-	-	-	-	1
	Basketball	-	-	3	-	-	-	-	-	3
	Boxing	-	-	1	-	-	-	-	-	1
	Weightlifting	-	-	1	-	-	-	-	-	2
42	Guatemala	2	1	2	3	-	-	-	-	8
	Bodybuilding	2	-	1	1	-	-	-	-	4
	Surfing	-	-	-	2	-	-	-	-	2
	Weightlifting	-	1	-	-	-	-	-	-	1
	Wrestling	-	-	1	-	-	-	-	-	1
79	Guyana	-	-	2	-	-	-	-	-	2
	Powerlifting	-	-	2	-	-	-	-	-	2
94	Honduras	-	-	1	-	-	-	-	-	1
	Weightlifting	-	-	1	-	-	-	-	-	1
46	Hungary	3	-	4	-	-	-	-	-	7
	Bodybuilding	-	-	1	-	-	-	-	-	1
	Powerboating	1	-	-	-	-	-	-	-	1
	Powerlifting	-	-	3	-	-	-	-	-	3
	Weightlifting	2	-	-	-	-	-	-	-	2
95	Iceland	-	-	-	1	-	-	-	-	1
	Weightlifting	-	-	-	1	-	-	-	-	1
4	India	7	3	27	10	-	-	-	-	47
	Archery	-	-	-	2	-	-	-	-	2
	Athletics	4	-	8	4	-	-	-	-	16
	Badminton	1	-	-	-	-	-	-	-	1
	Bodybuilding	2	1	3	-	-	-	-	-	6
	Canoe	-	-	2	-	-	-	-	-	2
	Gymnastics	-	1	-	-	-	-	-	-	1
	Ju-Jitsu	-	-	-	1	-	-	-	-	1

\*As indicated in the decisions received by WADA.

Table 11 - Total analytical ADRVs from Athletes by Nationality\* and Sport (continued)

		Urine				Blood				
		Out-Of-Competition		In-Competition		Out-Of-Competition		In-Competition		
Ranking by Total ADRVs	Sport - Nationality	M	F	M	F	M	F	M	F	Total Analytical ADRV
	Kabaddi	-	-	1	-	-	-	-	-	1
	Para-Powerlifting	-	-	1	-	-	-	-	-	1
	Powerlifting	-	-	6	1	-	-	-	-	7
	Rugby Union	-	1	-	-	-	-	-	-	1
	Shooting	-	-	-	1	-	-	-	-	1
	Weightlifting	-	-	1	-	-	-	-	-	1
	Wrestling	-	-	4	-	-	-	-	-	4
	Wushu	-	-	1	1	-	-	-	-	2
35	Indonesia	2	2	5	1	-	-	-	-	10
	Athletics	-	1	-	-	-	-	-	-	1
	Bodybuilding	2	-	4	-	-	-	-	-	6
	Para-Swimming	-	-	-	1	-	-	-	-	1
	Weightlifting	-	1	1	-	-	-	-	-	2
8	Iran	5	4	17	4	-	1	-	-	31
	Aquatics	1	-	-	-	-	-	-	-	1
	Athletics	1	-	2	-	-	-	-	-	3
	Bodybuilding	-	-	1	-	-	-	-	-	1
	Cycling	1	-	1	-	-	-	-	-	2
	Ju-Jitsu	-	-	1	-	-	-	-	-	1
	Karate	2	-	1	-	-	-	-	-	3
	Para-Athletics	-	1	1	-	-	-	-	-	2
	Powerlifting	-	-	4	-	-	-	-	-	4
	Roller Sports	-	-	1	1	-	-	-	-	2
	Shooting	-	-	-	1	-	-	-	-	1
	Taekwondo	-	1	-	-	-	-	-	-	1
	Triathlon	-	1	1	1	-	1	-	-	4
	Volleyball	-	-	1	-	-	-	-	-	1
	Weightlifting	-	1	2	-	-	-	-	-	3
	Wrestling	-	-	1	-	-	-	-	-	1
	Wushu	-	-	-	1	-	-	-	-	1
28	Iraq	3	-	7	1	-	-	-	-	11
	Athletics	1	-	3	1	-	-	-	-	5

\*As indicated in the decisions received by WADA.

Table 11 - Total analytical ADRVs from Athletes by Nationality\* and Sport (continued)

		Urine				Blood				
		Out-Of-Competition		In-Competition		Out-Of-Competition		In-Competition		
Ranking by Total ADRVs	Sport - Nationality	M	F	M	F	M	F	M	F	Total Analytical ADRV
	Powerlifting	2	-	-	-	-	-	-	-	2
	Weightlifting	-	-	1	-	-	-	-	-	1
	Wrestling	-	-	3	-	-	-	-	-	3
96	Ireland	-	-	1	-	-	-	-	-	1
	Automobile Sports	-	-	1	-	-	-	-	-	1
47	Israel	-	7	-	-	-	-	-	-	7
	Skating	-	7	-	-	-	-	-	-	7
2	Italy	11	1	41	5	2	-	2	-	62
	Archery	-	-	2	-	-	-	-	-	2
	Athletics	-	-	4	-	-	-	-	-	4
	Basketball	2	-	3	-	-	-	-	-	5
	Boxing	-	-	1	1	-	-	-	-	2
	Cycling	7	1	13	2	2	-	2	-	27
	DanceSport	-	-	1	-	-	-	-	-	1
	Equestrian	-	-	1	-	-	-	-	-	1
	Handball	-	-	1	-	-	-	-	-	1
	Ice Hockey	-	-	1	-	-	-	-	-	1
	Kickboxing	-	-	2	-	-	-	-	-	2
	Powerlifting	1	-	2	-	-	-	-	-	3
	Roller Sports	-	-	1	-	-	-	-	-	1
	Rugby Union	1	-	2	-	-	-	-	-	3
	Shooting	-	-	2	-	-	-	-	-	2
	Squash	-	-	1	-	-	-	-	-	1
	Table Tennis	-	-	2	-	-	-	-	-	2
	Tennis	-	-	1	1	-	-	-	-	2
	Triathlon	-	-	-	1	-	-	-	-	1
	Volleyball	-	-	1	-	-	-	-	-	1
66	Jamaica	3	-	-	-	-	-	-	-	3
	Athletics	1	-	-	-	-	-	-	-	1
	Basketball	1	-	-	-	-	-	-	-	1
	Bodybuilding	1	-	-	-	-	-	-	-	1

\*As indicated in the decisions received by WADA.

Table 11 - Total analytical ADRVs from Athletes by Nationality\* and Sport (continued)

		Urine				Blood				
		Out-Of-Competition		In-Competition		Out-Of-Competition		In-Competition		
Ranking by Total ADRVs	Sport - Nationality	M	F	M	F	M	F	M	F	Total Analytical ADRV
80	Japan	1	1	-	-	-	-	-	-	2
	Boxing	-	1	-	-	-	-	-	-	1
	Rugby Union	1	-	-	-	-	-	-	-	1
67	Jordan	-	-	2	1	-	-	-	-	3
	Bodybuilding	-	-	2	-	-	-	-	-	2
	Ju-Jitsu	-	-	-	1	-	-	-	-	1
6	Kazakhstan	15	-	15	9	-	-	-	-	39
	Aquatics	1	-	-	-	-	-	-	-	1
	Arm Wrestling	4	-	1	-	-	-	-	-	5
	Athletics	1	-	3	2	-	-	-	-	6
	Canoe	-	-	2	-	-	-	-	-	2
	Cycling	1	-	1	1	-	-	-	-	3
	Football	-	-	1	-	-	-	-	-	1
	Judo	-	-	-	1	-	-	-	-	1
	Ju-Jitsu	2	-	2	-	-	-	-	-	4
	Mountaineering and Climbing	-	-	-	1	-	-	-	-	1
	Para-Swimming	1	-	-	-	-	-	-	-	1
	Powerlifting	-	-	2	2	-	-	-	-	4
	Rugby Union	-	-	1	-	-	-	-	-	1
	Sambo	-	-	2	-	-	-	-	-	2
	Shooting	-	-	-	1	-	-	-	-	1
	Weightlifting	2	-	-	1	-	-	-	-	3
	Wrestling	3	-	-	-	-	-	-	-	3
16	Kenya	4	3	4	7	-	-	-	-	18
	Athletics	4	3	3	7	-	-	-	-	17
	Rugby Union	-	-	1	-	-	-	-	-	1
20	Korea	6	-	7	2	-	-	-	-	15
	Baseball	-	-	1	-	-	-	-	-	1
	Biathlon	1	-	-	-	-	-	-	-	1
	Bodybuilding	4	-	4	-	-	-	-	-	8
	Cycling	-	-	-	1	-	-	-	-	1

\*As indicated in the decisions received by WADA.



Table 11 - Total analytical ADRVs from Athletes by Nationality\* and Sport (continued)

		Urine				Blood				
		Out-Of-Competition		In-Competition		Out-Of-Competition		In-Competition		
Ranking by Total ADRVs	Sport - Nationality	M	F	M	F	M	F	M	F	Total Analytical ADRV
	Para-Athletics	-	-	-	1	-	-	-	-	1
	Rugby Union	-	-	1	-	-	-	-	-	1
	Taekwondo	1	-	-	-	-	-	-	-	1
	Tennis	-	-	1	-	-	-	-	-	1
97	Kuwait	1	-	-	-	-	-	-	-	1
	Athletics	1	-	-	-	-	-	-	-	1
81	Kyrgyzstan	1	-	1	-	-	-	-	-	2
	Athletics	1	-	-	-	-	-	-	-	1
	Sambo	-	-	1	-	-	-	-	-	1
58	Latvia	1	-	3	1	-	-	-	-	5
	Handball	-	-	1	-	-	-	-	-	1
	Kettlebell Lifting	-	-	-	1	-	-	-	-	1
	ParaVolley	-	-	1	-	-	-	-	-	1
	Powerlifting	1	-	-	-	-	-	-	-	1
	Rowing	-	-	1	-	-	-	-	-	1
98	Lebanon	-	-	1	-	-	-	-	-	1
	Athletics	-	-	1	-	-	-	-	-	1
99	Lesotho	-	-	1	-	-	-	-	-	1
	Athletics	-	-	1	-	-	-	-	-	1
100	Libya	-	-	1	-	-	-	-	-	1
	Weightlifting	-	-	1	-	-	-	-	-	1
51	Lithuania	-	-	6	-	-	-	-	-	6
	Bodybuilding	-	-	3	-	-	-	-	-	3
	Karate	-	-	1	-	-	-	-	-	1
	Mixed Martial Arts	-	-	1	-	-	-	-	-	1
	Motorcycle Racing	-	-	1	-	-	-	-	-	1
60	Malaysia	2	-	-	2	-	-	-	-	4
	Tennis	-	-	-	1	-	-	-	-	1
	Weightlifting	2	-	-	1	-	-	-	-	3
101	Malta	-	-	1	-	-	-	-	-	1
	Rugby Union	-	-	1	-	-	-	-	-	1

\*As indicated in the decisions received by WADA.

Table 11 - Total analytical ADRVs from Athletes by Nationality\* and Sport (continued)

		Urine				Blood				
		Out-Of-Competition		In-Competition		Out-Of-Competition		In-Competition		
Ranking by Total ADRVs	Sport - Nationality	M	F	M	F	M	F	M	F	Total Analytical ADRV
38	Mexico	1	-	5	3	-	-	-	-	9
	Baseball	-	-	2	-	-	-	-	-	2
	Bodybuilding	1	-	1	2	-	-	-	-	4
	Ju-Jitsu	-	-	1	-	-	-	-	-	1
	Softball	-	-	-	1	-	-	-	-	1
	Weightlifting	-	-	1	-	-	-	-	-	1
68	Moldova	-	-	1	2	-	-	-	-	3
	Athletics	-	-	-	2	-	-	-	-	2
	Judo	-	-	1	-	-	-	-	-	1
69	Monaco	2	-	-	1	-	-	-	-	3
	Boules Sports	-	-	-	1	-	-	-	-	1
	Rugby Union	2	-	-	-	-	-	-	-	2
39	Mongolia	1	1	6	1	-	-	-	-	9
	Bodybuilding	-	-	-	1	-	-	-	-	1
	Judo	1	-	-	-	-	-	-	-	1
	Ju-Jitsu	-	-	1	-	-	-	-	-	1
	Powerlifting	-	-	1	-	-	-	-	-	1
	Shooting	-	1	-	-	-	-	-	-	1
	Wrestling	-	-	4	-	-	-	-	-	4
102	Montenegro	-	-	1	-	-	-	-	-	1
	Goalball	-	-	1	-	-	-	-	-	1
43	Morocco	5	-	2	1	-	-	-	-	8
	Athletics	2	-	1	1	-	-	-	-	4
	Football	-	-	1	-	-	-	-	-	1
	Para-Athletics	3	-	-	-	-	-	-	-	3
103	Namibia	-	-	1	-	-	-	-	-	1
	Rugby Union	-	-	1	-	-	-	-	-	1
70	Netherlands	-	-	2	1	-	-	-	-	3
	Handball	-	-	1	-	-	-	-	-	1
	Powerlifting	-	-	1	-	-	-	-	-	1
	Weightlifting	-	-	-	1	-	-	-	-	1

\*As indicated in the decisions received by WADA.

Table 11 - Total analytical ADRVs from Athletes by Nationality\* and Sport (continued)

		Urine				Blood				
		Out-Of-Competition		In-Competition		Out-Of-Competition		In-Competition		
Ranking by Total ADRVs	Sport - Nationality	M	F	M	F	M	F	M	F	Total Analytical ADRV
82	New Zealand	1	-	1	-	-	-	-	-	2
	Rugby League	-	-	1	-	-	-	-	-	1
	Wrestling	1	-	-	-	-	-	-	-	1
104	Nicaragua	1	-	-	-	-	-	-	-	1
	Baseball	1	-	-	-	-	-	-	-	1
23	Nigeria	1	4	4	3	-	1	-	-	13
	Athletics	-	4	-	2	-	1	-	-	7
	Football	-	-	1	-	-	-	-	-	1
	Judo	-	-	-	1	-	-	-	-	1
	Para-Athletics	1	-	2	-	-	-	-	-	3
	Tennis	-	-	1	-	-	-	-	-	1
29	Norway	5	-	6	-	-	-	-	-	11
	Arm Wrestling	1	-	-	-	-	-	-	-	1
	Basketball	-	-	2	-	-	-	-	-	2
	Cheer	1	-	-	-	-	-	-	-	1
	Floorball	-	-	1	-	-	-	-	-	1
	Football	1	-	1	-	-	-	-	-	2
	Functional Fitness	1	-	-	-	-	-	-	-	1
	Golf	-	-	1	-	-	-	-	-	1
	Handball	1	-	-	-	-	-	-	-	1
	Ice Hockey	-	-	1	-	-	-	-	-	1
71	Pakistan	1	-	2	-	-	-	-	-	3
	Weightlifting	1	-	2	-	-	-	-	-	3
72	Panama	-	1	2	-	-	-	-	-	3
	Football	-	-	1	-	-	-	-	-	1
	Powerlifting	-	1	-	-	-	-	-	-	1
	Weightlifting	-	-	1	-	-	-	-	-	1
52	Paraguay	1	1	3	1	-	-	-	-	6
	Aquatics	-	-	1	-	-	-	-	-	1
	Cycling	-	-	1	-	-	-	-	-	1
	Football	-	-	1	1	-	-	-	-	2
	Volleyball	-	1	-	-	-	-	-	-	1
	Weightlifting	1	-	-	-	-	-	-	-	1

\*As indicated in the decisions received by WADA.

Table 11 - Total analytical ADRVs from Athletes by Nationality\* and Sport (continued)

		Urine				Blood				
		Out-Of-Competition		In-Competition		Out-Of-Competition		In-Competition		
Ranking by Total ADRVs	Sport - Nationality	M	F	M	F	M	F	M	F	Total Analytical ADRV
13	Poland	7	2	12	1	-	-	-	-	22
	Athletics	1	1	-	-	-	-	-	-	2
	Boxing	1	-	1	-	-	-	-	-	2
	Canoe	1	-	-	-	-	-	-	-	1
	Cycling	3	1	4	-	-	-	-	-	8
	Fencing	-	-	1	-	-	-	-	-	1
	Football	-	-	1	-	-	-	-	-	1
	Ice Hockey	-	-	1	-	-	-	-	-	1
	Judo	-	-	-	1	-	-	-	-	1
	Kickboxing	1	-	-	-	-	-	-	-	1
	Para-Powerlifting	-	-	1	-	-	-	-	-	1
	Tennis	-	-	1	-	-	-	-	-	1
	Weightlifting	-	-	1	-	-	-	-	-	1
	Wrestling	-	-	1	-	-	-	-	-	1
36	Portugal	-	-	10	-	-	-	-	-	10
	Cycling	-	-	1	-	-	-	-	-	1
	Football	-	-	3	-	-	-	-	-	3
	Kickboxing	-	-	3	-	-	-	-	-	3
	Mixed Martial Arts	-	-	2	-	-	-	-	-	2
	Sport Climbing	-	-	1	-	-	-	-	-	1
73	Qatar	-	-	3	-	-	-	-	-	3
	Handball	-	-	3	-	-	-	-	-	3
11	Romania	1	2	19	5	-	-	-	-	27
	Arm Wrestling	-	-	4	-	-	-	-	-	4
	Bodybuilding	-	-	2	2	-	-	-	-	4
	Boxing	-	-	3	1	-	-	-	-	4
	Football	-	-	1	-	-	-	-	-	1
	Handball	-	1	-	-	-	-	-	-	1
	Judo	-	-	-	1	-	-	-	-	1
	Rugby Union	-	-	7	-	-	-	-	-	7
	Sambo	-	-	1	-	-	-	-	-	1
	Skiing	1	-	-	-	-	-	-	-	1
	Squash	-	-	-	1	-	-	-	-	1

\*As indicated in the decisions received by WADA.

Table 11 - Total analytical ADRVs from Athletes by Nationality\* and Sport (continued)

		Urine				Blood				
		Out-Of-Competition		In-Competition		Out-Of-Competition		In-Competition		
Ranking by Total ADRVs	Sport - Nationality	M	F	M	F	M	F	M	F	Total Analytical ADRV
	Taekwondo	-	1	-	-	-	-	-	-	1
	Wrestling	-	-	1	-	-	-	-	-	1
1	Russia	13	7	48	25	3	-	-	-	96
	American Football	-	-	1	-	-	-	-	-	1
	Aquatics	-	-	2	-	-	-	-	-	2
	Athletics	3	3	2	3	2	-	-	-	13
	Bodybuilding	-	-	4	4	-	-	-	-	8
	Boxing	-	-	1	-	-	-	-	-	1
	Cycling	-	-	-	1	-	-	-	-	1
	Gymnastics	-	1	-	-	-	-	-	-	1
	Ice Hockey	1	-	1	-	-	-	-	-	2
	Judo	-	-	2	-	-	-	-	-	2
	Kettlebell Lifting	-	-	-	1	-	-	-	-	1
	Modern Pentathlon	1	-	-	-	-	-	-	-	1
	Para-Ice Hockey	-	-	1	-	-	-	-	-	1
	Para-Powerlifting	1	-	2	-	-	-	-	-	3
	Para-Swimming	-	-	-	1	-	-	-	-	1
	Powerlifting	1	2	9	4	-	-	-	-	16
	Rowing	2	-	1	-	-	-	-	-	3
	Rugby Union	-	-	2	1	-	-	-	-	3
	Sambo	-	-	1	1	-	-	-	-	2
	Skating	-	-	-	2	-	-	-	-	2
	Skiing	-	-	1	-	-	-	-	-	1
	Sumo	-	-	1	-	-	-	-	-	1
	Table Tennis	-	-	-	1	-	-	-	-	1
	Tennis	-	1	3	3	-	-	-	-	7
	Triathlon	2	-	2	1	1	-	-	-	6
	Volleyball	-	-	1	-	-	-	-	-	1
	Weightlifting	2	-	6	2	-	-	-	-	10
	Wrestling	-	-	5	-	-	-	-	-	5
53	Saudi Arabia	-	-	6	-	-	-	-	-	6
	Athletics	-	-	2	-	-	-	-	-	2

\*As indicated in the decisions received by WADA.

Table 11 - Total analytical ADRVs from Athletes by Nationality\* and Sport (continued)

		Urine				Blood				
		Out-Of-Competition		In-Competition		Out-Of-Competition		In-Competition		
Ranking by Total ADRVs	Sport - Nationality	M	F	M	F	M	F	M	F	Total Analytical ADRV
	Football	-	-	2	-	-	-	-	-	2
	Handball	-	-	1	-	-	-	-	-	1
	Volleyball	-	-	1	-	-	-	-	-	1
105	Senegal	-	-	1	-	-	-	-	-	1
	Aquatics	-	-	1	-	-	-	-	-	1
40	Serbia	-	-	7	2	-	-	-	-	9
	Bodybuilding	-	-	3	2	-	-	-	-	5
	Boxing	-	-	1	-	-	-	-	-	1
	Handball	-	-	1	-	-	-	-	-	1
	Judo	-	-	1	-	-	-	-	-	1
	Powerlifting	-	-	1	-	-	-	-	-	1
106	Slovakia	-	-	1	-	-	-	-	-	1
	Ice Hockey	-	-	1	-	-	-	-	-	1
83	Slovenia	-	1	1	-	-	-	-	-	2
	Basketball	-	-	1	-	-	-	-	-	1
	Handball	-	1	-	-	-	-	-	-	1
12	South Africa	2	2	21	1	-	-	-	-	26
	Athletics	2	-	1	-	-	-	-	-	3
	Basketball	-	-	1	-	-	-	-	-	1
	Bodybuilding	-	-	10	-	-	-	-	-	10
	Cycling	-	-	1	-	-	-	-	-	1
	Lifesaving	-	-	-	1	-	-	-	-	1
	Powerlifting	-	-	5	-	-	-	-	-	5
	Rowing	-	1	-	-	-	-	-	-	1
	Rugby Union	-	-	3	-	-	-	-	-	3
	Triathlon	-	1	-	-	-	-	-	-	1
37	Spain	-	-	9	1	-	-	-	-	10
	Basketball	-	-	2	-	-	-	-	-	2
	Cycling	-	-	3	-	-	-	-	-	3
	Gymnastics	-	-	-	1	-	-	-	-	1
	Roller Sports	-	-	1	-	-	-	-	-	1
	Rugby Union	-	-	1	-	-	-	-	-	1
	Taekwondo	-	-	1	-	-	-	-	-	1
	Waterskiing	-	-	1	-	-	-	-	-	1

\*As indicated in the decisions received by WADA.

Table 11 - Total analytical ADRVs from Athletes by Nationality\* and Sport (continued)

		Urine				Blood				
		Out-Of-Competition		In-Competition		Out-Of-Competition		In-Competition		
Ranking by Total ADRVs	Sport - Nationality	M	F	M	F	M	F	M	F	Total Analytical ADRV
61	Sri Lanka	2	-	2	-	-	-	-	-	4
	Athletics	1	-	-	-	-	-	-	-	1
	Powerlifting	1	-	2	-	-	-	-	-	3
48	Sweden	-	-	7	-	-	-	-	-	7
	Basketball	-	-	1	-	-	-	-	-	1
	Boxing	-	-	1	-	-	-	-	-	1
	Handball	-	-	1	-	-	-	-	-	1
	Motorcycle Racing	-	-	1	-	-	-	-	-	1
	Muaythai	-	-	2	-	-	-	-	-	2
	Roller Sports	-	-	1	-	-	-	-	-	1
41	Switzerland	2	-	6	1	-	-	-	-	9
	Athletics	2	-	1	-	-	-	-	-	3
	Boxing	-	-	1	-	-	-	-	-	1
	Cycling	-	-	1	-	-	-	-	-	1
	Flying Disc	-	-	1	-	-	-	-	-	1
	Ice Hockey	-	-	1	-	-	-	-	-	1
	Roller Sports	-	-	1	-	-	-	-	-	1
	Skating	-	-	-	1	-	-	-	-	1
74	Tajikistan	2	-	1	-	-	-	-	-	3
	Athletics	1	-	-	-	-	-	-	-	1
	Football	1	-	-	-	-	-	-	-	1
	Powerlifting	-	-	1	-	-	-	-	-	1
84	Thailand	2	-	-	-	-	-	-	-	2
	Bodybuilding	2	-	-	-	-	-	-	-	2
30	Turkey	3	2	2	4	-	-	-	-	11
	Athletics	-	-	-	1	-	-	-	-	1
	Boxing	-	-	-	1	-	-	-	-	1
	Cycling	-	-	1	-	-	-	-	-	1
	Gymnastics	-	-	-	1	-	-	-	-	1
	Para-Athletics	-	1	-	-	-	-	-	-	1
	Tennis	-	-	-	1	-	-	-	-	1
	Weightlifting	1	1	-	-	-	-	-	-	2
	Wrestling	2	-	1	-	-	-	-	-	3

\*As indicated in the decisions received by WADA.

Table 11 - Total analytical ADRVs from Athletes by Nationality\* and Sport (continued)

		Urine				Blood				
		Out-Of-Competition		In-Competition		Out-Of-Competition		In-Competition		
Ranking by Total ADRVs	Sport - Nationality	M	F	M	F	M	F	M	F	Total Analytical ADRV
5	Ukraine	10	2	22	12	-	1	-	-	47
	Aquatics	1	1	-	-	-	-	-	-	2
	Arm Wrestling	-	-	2	2	-	-	-	-	4
	Athletics	2	-	-	-	-	-	-	-	2
	Biathlon	-	-	3	-	-	-	-	-	3
	Boxing	1	-	-	1	-	-	-	-	2
	Canoe	3	-	2	1	-	-	-	-	6
	Cycling	-	-	2	1	-	-	-	-	3
	Gymnastics	-	-	-	1	-	-	-	-	1
	Judo	-	-	1	-	-	-	-	-	1
	Mixed Martial Arts	-	-	1	-	-	-	-	-	1
	Muaythai	-	-	1	-	-	-	-	-	1
	Para-Swimming	2	-	-	-	-	-	-	-	2
	Powerlifting	-	-	4	1	-	-	-	-	5
	Rowing	-	-	1	-	-	-	-	-	1
	Tennis	-	-	2	-	-	-	-	-	2
	Triathlon	-	1	-	1	-	1	-	-	3
	Weightlifting	-	-	1	3	-	-	-	-	4
	Wrestling	1	-	2	1	-	-	-	-	4
24	United Arab Emirates	1	1	9	2	-	-	-	-	13
	Athletics	-	-	1	-	-	-	-	-	1
	Basketball	-	-	1	-	-	-	-	-	1
	Boxing	-	-	-	1	-	-	-	-	1
	Cycling	1	1	-	-	-	-	-	-	2
	Football	-	-	3	-	-	-	-	-	3
	Ju-Jitsu	-	-	-	1	-	-	-	-	1
	Triathlon	-	-	3	-	-	-	-	-	3
	Volleyball	-	-	1	-	-	-	-	-	1
31	United Kingdom	4	2	5	-	-	-	-	-	11
	Athletics	-	-	1	-	-	-	-	-	1
	Cricket	1	-	-	-	-	-	-	-	1
	Cycling	-	1	-	-	-	-	-	-	1
	Football	-	1	-	-	-	-	-	-	1

\*As indicated in the decisions received by WADA.



Table 11 - Total analytical ADRVs from Athletes by Nationality\* and Sport (continued)

		Urine				Blood				
		Out-Of-Competition		In-Competition		Out-Of-Competition		In-Competition		
Ranking by Total ADRVs	Sport - Nationality	M	F	M	F	M	F	M	F	Total Analytical ADRV
	Ice Hockey	-	-	2	-	-	-	-	-	2
	Rugby League	2	-	2	-	-	-	-	-	4
	Rugby Union	1	-	-	-	-	-	-	-	1
9	United States of America	3	4	17	6	-	-	-	-	30
	American Football	-	-	2	-	-	-	-	-	2
	Aquatics	-	-	1	-	-	-	-	-	1
	Archery	-	-	1	-	-	-	-	-	1
	Athletics	-	1	1	2	-	-	-	-	4
	Baseball	-	-	1	-	-	-	-	-	1
	Basketball	-	-	-	1	-	-	-	-	1
	Billiards Sports	-	-	1	-	-	-	-	-	1
	Cycling	-	-	4	-	-	-	-	-	4
	Ice Hockey	-	2	-	-	-	-	-	-	2
	Para-Athletics	-	-	1	-	-	-	-	-	1
	Shooting Para Sport	-	1	-	-	-	-	-	-	1
	Tennis	-	-	-	1	-	-	-	-	1
	Triathlon	-	-	1	-	-	-	-	-	1
	Weightlifting	2	-	4	2	-	-	-	-	8
	Wrestling	1	-	-	-	-	-	-	-	1
62	Uruguay	-	-	4	-	-	-	-	-	4
	Cycling	-	-	4	-	-	-	-	-	4
17	Uzbekistan	7	3	6	1	-	-	-	-	17
	Aquatics	1	-	-	-	-	-	-	-	1
	Basketball	1	-	-	-	-	-	-	-	1
	Boxing	-	-	1	-	-	-	-	-	1
	Cycling	1	-	-	-	-	-	-	-	1
	Judo	1	-	1	-	-	-	-	-	2
	Muaythai	-	-	1	-	-	-	-	-	1
	Para-Athletics	1	-	-	-	-	-	-	-	1
	Para-Powerlifting	2	1	1	-	-	-	-	-	4
	Sambo	-	-	2	-	-	-	-	-	2
	Weightlifting	-	1	-	1	-	-	-	-	2
	Wrestling	-	1	-	-	-	-	-	-	1

\*As indicated in the decisions received by WADA.

Table 11 - Total analytical ADRVs from Athletes by Nationality\* and Sport (continued)

		Urine				Blood				
		Out-Of-Competition		In-Competition		Out-Of-Competition		In-Competition		
Ranking by Total ADRVs	Sport - Nationality	M	F	M	F	M	F	M	F	Total Analytical ADRV
85	Venezuela	1	-	-	1	-	-	-	-	2
	Cycling	-	-	-	1	-	-	-	-	1
	Weightlifting	1	-	-	-	-	-	-	-	1
86	Zimbabwe	-	-	1	1	-	-	-	-	2
	Cricket	-	-	1	-	-	-	-	-	1
	Tennis	-	-	-	1	-	-	-	-	1
	Grand Total	192	83	621	174	14	7	3	-	1,094

\*As indicated in the decisions received by WADA.

# Section 4

## Outcomes of 2021 Non-Analytical cases

---

Table 1 - Non-Analytical ADRV Cases Committed by Athletes\* by Sport and Nationality\*\*

Sport-Athlete Nationality	ADRV Cases
Aquatics	5
Argentina	1
Italy	1
Montenegro	1
Russia	1
Turkey	1
Archery	1
France	1
Athletics	57
Albania	1
Austria	1
Bahrain	2
Belgium	1
China	1
Ethiopia	1
France	2
Germany	1
India	2
Kenya	2
Nigeria	1
Russia	28
Slovenia	1
South Africa	1
Spain	2
Trinidad and Tobago	1
Turkey	1
United Arab Emirates	1
United Kingdom	1

\*As indicated in the decisions received by WADA.  
\*\*As recorded in ADAMS.

Table 1 - Non-Analytical ADRV Cases Committed by Athletes\* by Sport and Nationality\*\* (continued)

Sport-Athlete Nationality	ADRV Cases
United States of America	6
Baseball	2
Aruba	1
Mexico	1
Basketball	4
Azerbaijan	1
Brazil	1
Italy	1
Norway	1
Biathlon	4
Korea	1
Latvia	2
Russia	1
Bobsleigh	1
Russia	1
Bodybuilding	20
China	1
Costa Rica	1
France	2
Iran	1
Italy	7
Korea	3
Romania	3
Russia	1
Slovakia	1

\*As indicated in the decisions received by WADA.  
\*\*As recorded in ADAMS.

Table 1 - Non-Analytical ADRV Cases Committed by Athletes\* by Sport and Nationality\*\* (continued)

Sport-Athlete Nationality	ADRV Cases
Boxing	13
Azerbaijan	1
Colombia	1
Latvia	1
Norway	1
Russia	7
Ukraine	1
Uzbekistan	1
Canoe	3
Poland	1
Serbia	1
Ukraine	1
Cycling	34
Azerbaijan	3
Brazil	2
China	1
Germany	3
Iran	1
Italy	10
Norway	1
Portugal	3
Russia	6
Spain	2
United States of America	1
Venezuela	1
Football	17
Belarus	1

\*As indicated in the decisions received by WADA.

\*\*As recorded in ADAMS.

Table 1 - Non-Analytical ADRV Cases Committed by Athletes\* by Sport and Nationality\*\* (continued)

Sport-Athlete Nationality	ADRV Cases
New Zealand	1
Poland	7
Romania	2
Russia	3
Serbia	1
Switzerland	1
United Kingdom	1
Functional Fitness	2
Italy	2
Hornussen	1
Switzerland	1
Ice Hockey	3
Canada	1
Russia	2
Judo	6
Azerbaijan	1
Germany	1
India	2
Turkey	1
United States of America	1
Motorcycle Racing	1
Poland	1
Para-Athletics	2
Iran	1
Nigeria	1
Powerlifting	16
Denmark	2

\*As indicated in the decisions received by WADA.  
\*\*As recorded in ADAMS.

Table 1 - Non-Analytical ADRV Cases Committed by Athletes\* by Sport and Nationality\*\* (continued)

Sport-Athlete Nationality	ADRV Cases
Germany	1
Iran	1
Italy	1
Lithuania	1
Russia	10
Rowing	4
Germany	1
Korea	1
Poland	1
United States of America	1
Rugby League	3
Australia	2
France	1
Rugby Union	4
Australia	1
Italy	1
United Kingdom	2
Sambo	1
Russia	1
Shooting	2
Poland	1
Switzerland	1
Skating	1
France	1
Ski Mountaineering	1
Germany	1

\*As indicated in the decisions received by WADA.  
\*\*As recorded in ADAMS.



Table 1 - Non-Analytical ADRV Cases Committed by Athletes\* by Sport and Nationality\*\* (continued)

Sport-Athlete Nationality	ADRV Cases
<b>Skiing</b>	<b>5</b>
Austria	1
Kazakhstan	1
Norway	1
Russia	2
<b>Sport Climbing</b>	<b>1</b>
Germany	1
<b>Tennis</b>	<b>1</b>
Switzerland	1
<b>Triathlon</b>	<b>4</b>
Italy	1
Russia	2
Spain	1
<b>Volleyball</b>	<b>3</b>
Germany	1
Malta	1
Russia	1
<b>Weightlifting</b>	<b>32</b>
Australia	2
France	1
Iraq	2
Moldova	1
Romania	1
Russia	19
Sweden	1
United States of America	3

\*As indicated in the decisions received by WADA.  
\*\*As recorded in ADAMS.

Table 1 - Non-Analytical ADRV Cases Committed by Athletes\* by Sport and Nationality\*\* (continued)

Sport-Athlete Nationality	ADRV Cases
Wrestling	8
Azerbaijan	1
Hungary	1
Iran	1
Iraq	3
Russia	2
Grand Total	262

\*As indicated in the decisions received by WADA.  
\*\*As recorded in ADAMS.

Table 2 - Non-Analytical ADRV Cases Committed by Athletes\* by Nationality\*\* and Sport

Sport-Athlete Nationality	ADRV Cases
Albania	1
Athletics	1
Argentina	1
Aquatics	1
Aruba	1
Baseball	1
Australia	5
Rugby League	2
Rugby Union	1
Weightlifting	2
Austria	2
Athletics	1
Skiing	1
Azerbaijan	7
Basketball	1

\*As indicated in the decisions received by WADA.  
\*\*As recorded in ADAMS.

Table 2 - Non-Analytical ADRV Cases Committed by Athletes\* by Nationality\*\* and Sport (continued)

Sport-Athlete Nationality	ADRV Cases
Boxing	1
Cycling	3
Judo	1
Wrestling	1
Bahrain	2
Athletics	2
Belarus	1
Football	1
Belgium	1
Athletics	1
Brazil	3
Basketball	1
Cycling	2
Canada	1
Ice Hockey	1
China	3
Athletics	1
Bodybuilding	1
Cycling	1
Colombia	1
Boxing	1
Costa Rica	1
Bodybuilding	1
Denmark	2
Powerlifting	2
Ethiopia	1
Athletics	1

\*As indicated in the decisions received by WADA.

\*\*As recorded in ADAMS.

Table 2 - Non-Analytical ADRV Cases Committed by Athletes\* by Nationality\*\* and Sport (continued)

Sport-Athlete Nationality	ADRV Cases
France	8
Archery	1
Athletics	2
Bodybuilding	2
Rugby League	1
Skating	1
Weightlifting	1
Germany	10
Athletics	1
Cycling	3
Judo	1
Powerlifting	1
Rowing	1
Ski Mountaineering	1
Sport Climbing	1
Volleyball	1
Hungary	1
Wrestling	1
India	4
Athletics	2
Judo	2
Iran	5
Bodybuilding	1
Cycling	1
Para-Athletics	1
Powerlifting	1
Wrestling	1

\*As indicated in the decisions received by WADA.

\*\*As recorded in ADAMS.

Table 2 - Non-Analytical ADRV Cases Committed by Athletes\* by Nationality\*\* and Sport (continued)

Sport-Athlete Nationality	ADRV Cases
Iraq	5
Weightlifting	2
Wrestling	3
Italy	24
Aquatics	1
Basketball	1
Bodybuilding	7
Cycling	10
Functional Fitness	2
Powerlifting	1
Rugby Union	1
Triathlon	1
Kazakhstan	1
Skiing	1
Kenya	2
Athletics	2
Korea	5
Biathlon	1
Bodybuilding	3
Rowing	1
Latvia	3
Biathlon	2
Boxing	1
Lithuania	1
Powerlifting	1
Malta	1
Volleyball	1

\*As indicated in the decisions received by WADA.  
\*\*As recorded in ADAMS.

Table 2 - Non-Analytical ADRV Cases Committed by Athletes\* by Nationality\*\* and Sport (continued)

Sport-Athlete Nationality	ADRV Cases
Mexico	1
Baseball	1
Moldova	1
Weightlifting	1
Montenegro	1
Aquatics	1
New Zealand	1
Football	1
Nigeria	2
Athletics	1
Para-Athletics	1
Norway	4
Basketball	1
Boxing	1
Cycling	1
Skiing	1
Poland	11
Canoe	1
Football	7
Motorcycle Racing	1
Rowing	1
Shooting	1
Portugal	3
Cycling	3
Romania	6
Bodybuilding	3
Football	2
Weightlifting	1

\*As indicated in the decisions received by WADA.  
\*\*As recorded in ADAMS.

Table 2 - Non-Analytical ADRV Cases Committed by Athletes\* by Nationality\*\* and Sport (continued)

Sport-Athlete Nationality	ADRV Cases
Russia	87
Aquatics	1
Athletics	28
Biathlon	1
Bobsleigh	1
Bodybuilding	1
Boxing	7
Cycling	6
Football	3
Ice Hockey	2
Powerlifting	10
Sambo	1
Skiing	2
Triathlon	2
Volleyball	1
Weightlifting	19
Wrestling	2
Serbia	2
Canoe	1
Football	1
Slovakia	1
Bodybuilding	1
Slovenia	1
Athletics	1
South Africa	1
Athletics	1

\*As indicated in the decisions received by WADA.  
\*\*As recorded in ADAMS.

Table 2 - Non-Analytical ADRV Cases Committed by Athletes\* by Nationality\*\* and Sport (continued)

Sport-Athlete Nationality	ADRV Cases
Spain	5
Athletics	2
Cycling	2
Triathlon	1
Sweden	1
Weightlifting	1
Switzerland	4
Football	1
Hornussen	1
Shooting	1
Tennis	1
Trinidad and Tobago	1
Athletics	1
Turkey	5
Aquatics	1
Athletics	1
Judo	1
Weightlifting	2
Ukraine	2
Boxing	1
Canoe	1
United Arab Emirates	1
Athletics	1
Athletics	1
Football	1
Rugby Union	2

\*As indicated in the decisions received by WADA.

\*\*As recorded in ADAMS.



Table 2 - Non-Analytical ADRV Cases Committed by Athletes\* by Nationality\*\* and Sport (continued)

Sport-Athlete Nationality	ADRV Cases
United States of America	12
Athletics	6
Cycling	1
Judo	1
Rowing	1
Weightlifting	3
Uzbekistan	1
Boxing	1
Venezuela	1
Cycling	1
Grand Total	262

\*As indicated in the decisions received by WADA.  
\*\*As recorded in ADAMS.

Table 3 - Non-Analytical ADRV Cases Committed by Athlete Support Personnel\* by Nationality\*\*

Nationality	Athlete Support Personnel
Kazakhstan	1
Estonia	1
Mexico	1
Austria	1
Russia	12
Poland	2
Egypt	1
Thailand	1
Tunisia	4
Brazil	4
China	4
United States of America	1
Ukraine	1
Grand Total	34

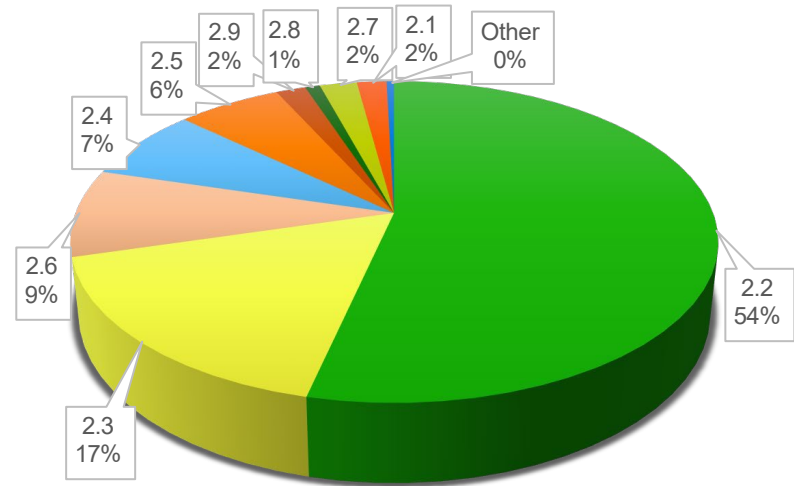
\*As indicated in the decisions received by WADA.  
\*\*As recorded in ADAMS.

Table 4 - Non-Analytical Findings by Type of Violation - Athletes and Athlete Support Personnel (ASP)

Type of Violations according to Code Articles	Occurrences* Athlete	Occurrences* Athlete Support Personnel
2.2 Use of prohibited substance (determined by means other than a doping test)*	243	N/A
2.3 Evasion / Refusal / Failure to give sample	77	N/A
2.6 Possession	40	4
2.4 Whereabouts failures (3 missed tests and/or filing failures)	33	N/A
2.5 Tampering	28	11
2.9 Complicity	8	21
2.8 Administration	4	18
2.7 Trafficking	10	4
2.10 Prohibited Association	8	N/A
Other	2	N/A
Grand Total	453	58

\* Cases that are classified under multiple Code article violations are calculated as single occurrences for each type of violation. Therefore, the number of total occurrences is larger than that of non-analytical ADRV cases listed in Table 1, Table 2 and Table 3 of this section. This table includes all non-analytical cases, no matter the outcome.

Athlete cases  
Types of Violations



Athlete Support Personnel Cases  
Types of Violations

